

Chube MD035 800x500

Height: 800

Width: 500

Depth: 100

Weight HO: 8.5 kg

EO: 14.5 kg

Tube ϕ : 31.8 + 22

Pipe Centres: 468

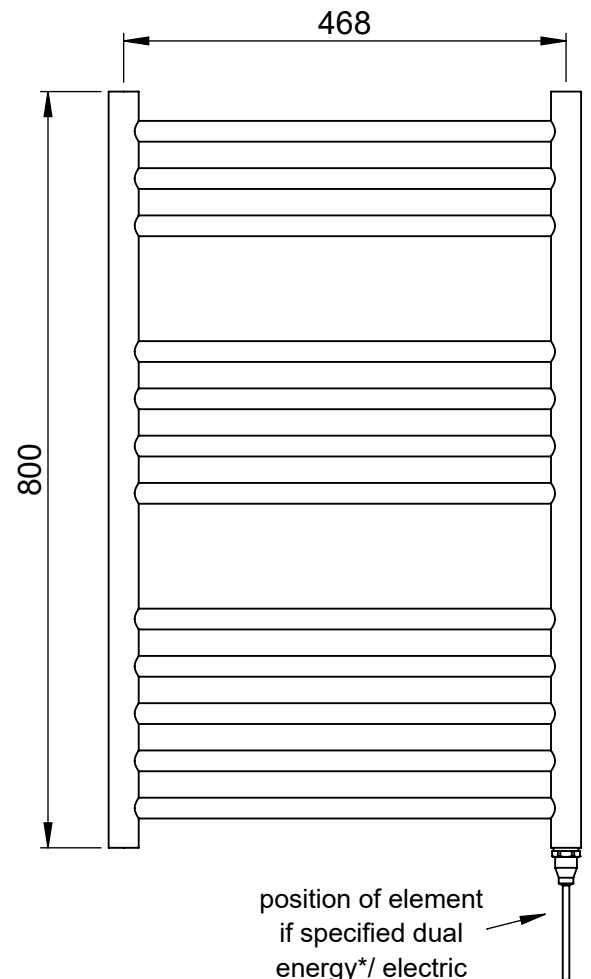
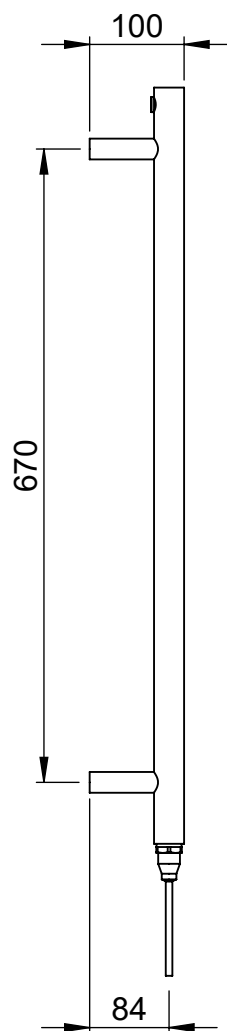

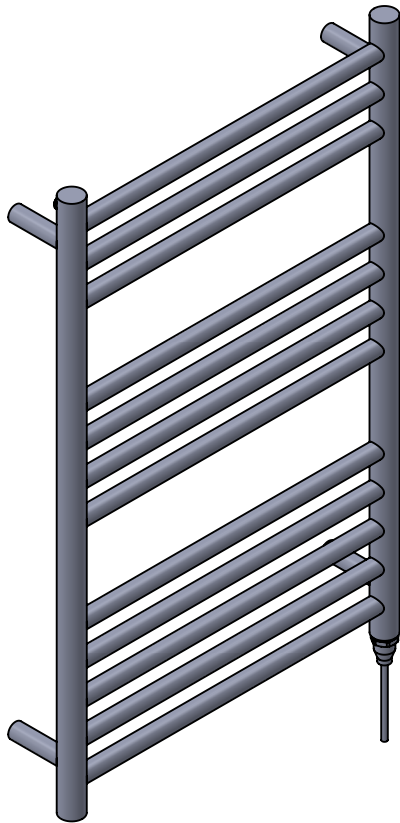
Elec. element if specified: 125

Output @ 50°C Δ T Watts: 243

BTUs: 829

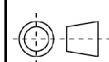
All dimensions in millimetres

Manufactured from 1.4301/X5CrNi18-10 stainless steel



*Dual energy models require a conversion-tee, consult relevant drawing for details.

Vogue UK Ltd. reserve the right to alter specifications without prior notice.
ALL MEASUREMENTS ARE NOMINAL DIMENSIONS ONLY, AND ARE NOT BINDING.



SCALE 1:8



VOGUE UK
TOWEL WARMERS & RADIATORS

Strawberry Lane, Willenhall
West Midlands WV13 3RS
Tel: 01902 387000 Fax: 01902 387001
e-mail: sales@vogueuk.co.uk www.vogueuk.co.uk