

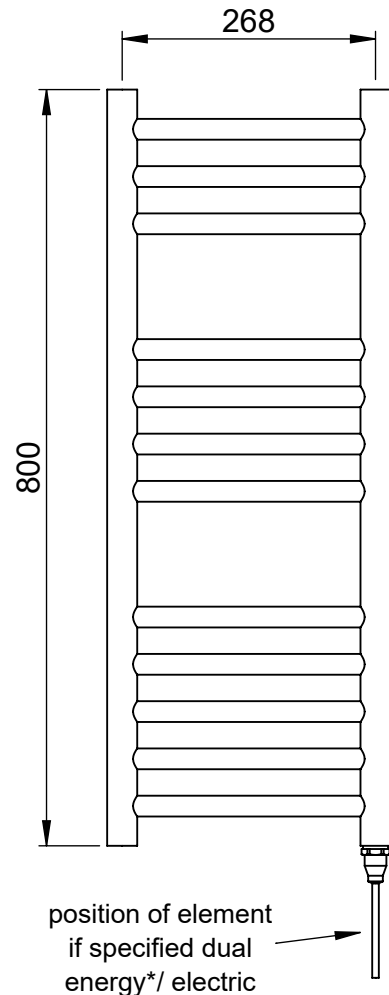
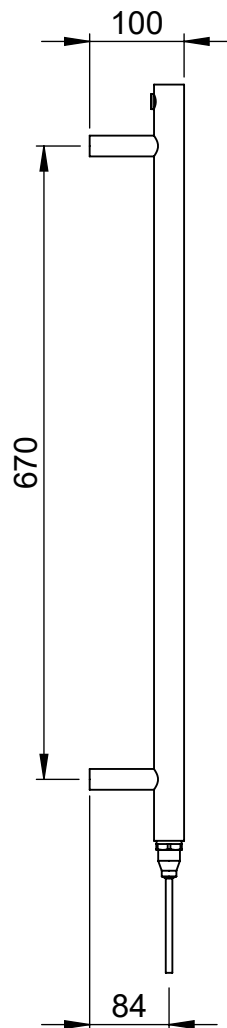
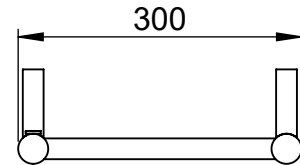
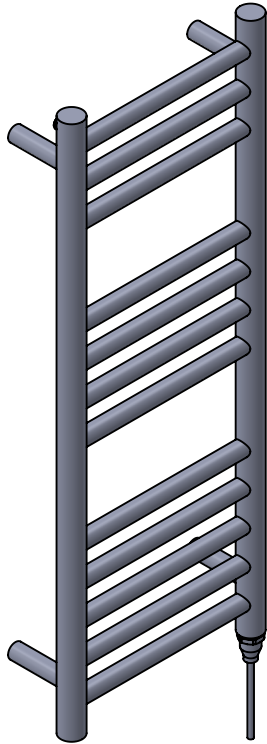
# Chube MD035 800x300

Height: 800  
Width: 300  
Depth: 100  
Weight HO: 4.5 kg  
EO: 8.5 kg

Tube  $\phi$ : 31.8 + 22  
Pipe Centres: 268  
Elec. element if specified: 100  
Output @ 50°C  $\Delta$  T Watts: 161  
BTUs: 549

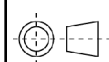
All dimensions in millimetres

Manufactured from 1.4301/X5CrNi18-10 stainless steel



\*Dual energy models require a conversion-tee, consult relevant drawing for details.

Vogue UK Ltd. reserve the right to alter specifications without prior notice.  
ALL MEASUREMENTS ARE NOMINAL DIMENSIONS ONLY, AND ARE NOT BINDING.



**SCALE 1:8**



**VOGUE UK**  
TOWEL WARMERS & RADIATORS

Strawberry Lane, Willenhall  
West Midlands WV13 3RS  
Tel: 01902 387000 Fax: 01902 387001  
e-mail: sales@vogueuk.co.uk www.vogueuk.co.uk