

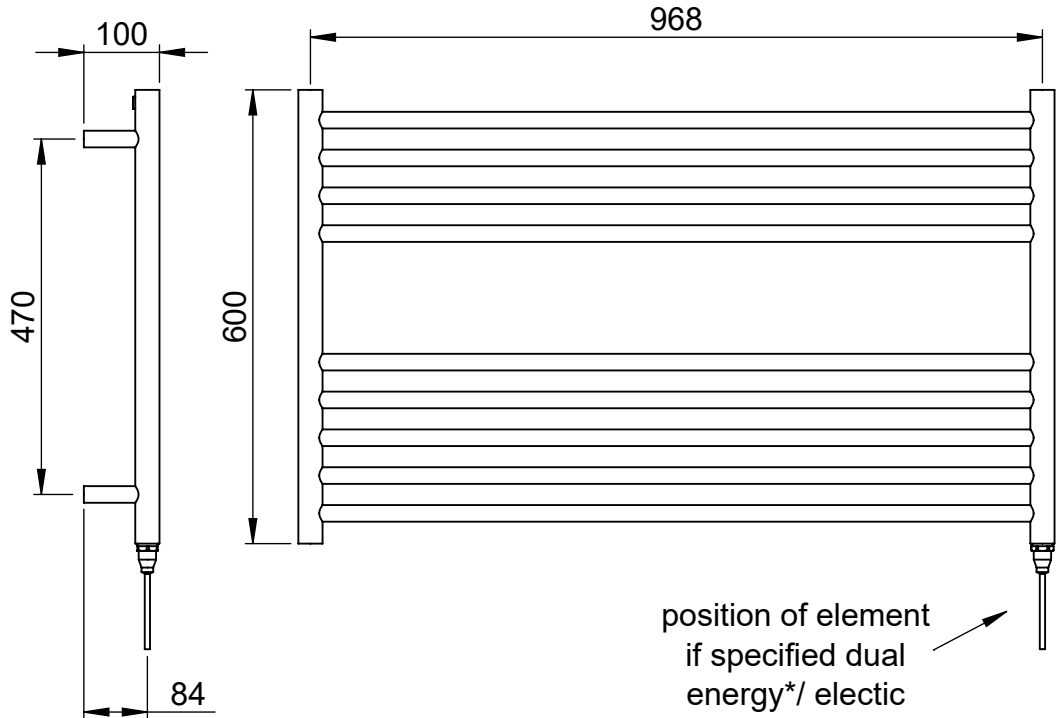
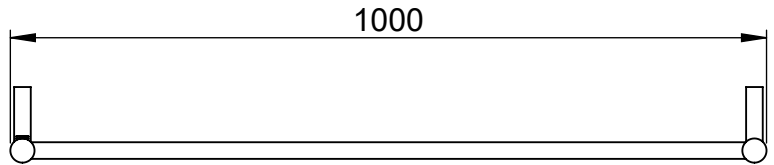
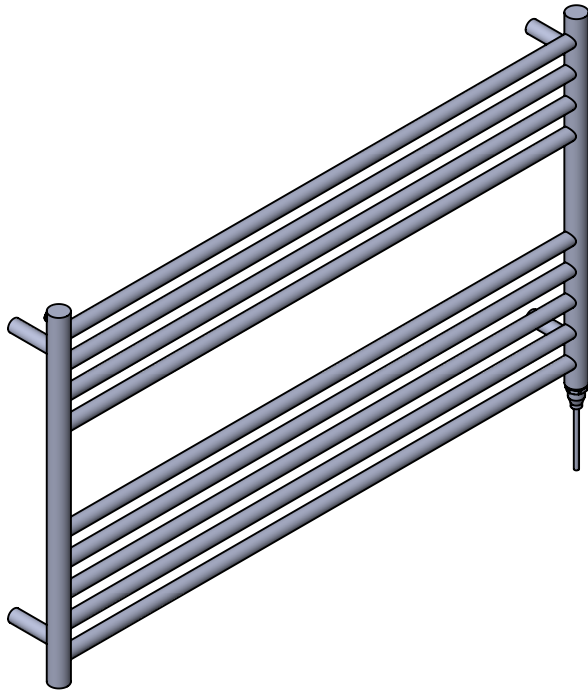
# Pearl MD058 600x1000

Height: 600  
Width: 1000  
Depth: 100  
Weight HO: 5.5 kg  
EO: 9.5 kg

Tube  $\phi$ : 31.8 + 22  
Pipe Centres: 968  
Elec. element if specified: 125  
Output @ 50°C  $\Delta$  T Watts: 517  
BTUs: 1764

All dimensions in millimetres

Manufactured from 1.4201/X5CrNi18-10 stainless steel



\*Dual energy models require a conversion-tee, consult relevant drawing for details.

Vogue UK Ltd. reserve the right to alter specifications without prior notice.  
ALL MEASUREMENTS ARE NOMINAL DIMENSIONS ONLY, AND ARE NOT BINDING.



**SCALE 1:10**



**VOGUE UK**  
TOWEL WARMERS & RADIATORS

Strawberry Lane, Willenhall  
West Midlands WV13 3RS  
Tel: 01902 387000 Fax: 01902 387001  
e-mail: sales@vogueuk.co.uk www.vogueuk.co.uk