

Pearl MD058 600x750

Height: 600

Width: 750

Depth: 100

Weight HO: 4.5 kg

EO: 8.5 kg

Tube ϕ : 31.8 + 22

Pipe Centres: 718


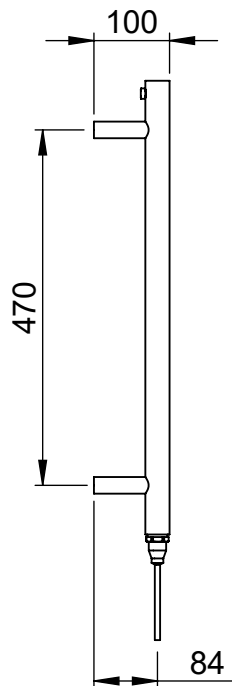
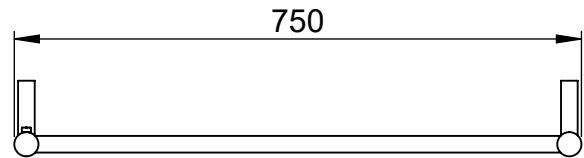
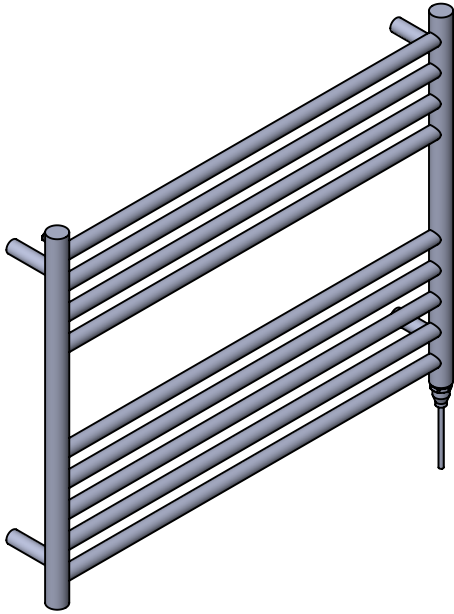
Elec. element if specified: 100

Output @ 50°C Δ T Watts: 419

BTUs: 1430

All dimensions in millimetres

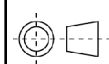
Manufactured from 1.4301/X5CrNi18-10 stainless steel



position of element
if specified dual
energy*/ electric

*Dual energy models require a conversion-tee, consult relevant drawing for details.

Vogue UK Ltd. reserve the right to alter specifications without prior notice.
ALL MEASUREMENTS ARE NOMINAL DIMENSIONS ONLY, AND ARE NOT BINDING.



SCALE 1:10



VOGUE UK
TOWEL WARMERS & RADIATORS

Strawberry Lane, Willenhall
West Midlands WV13 3RS
Tel: 01902 387000 Fax: 01902 387001
e-mail: sales@vogueuk.co.uk www.vogueuk.co.uk