

MD065 1800x500

Height: 1800

Width: 500

Depth: 95

Weight HO: 17.4 kg

EO: kg

Tube ϕ : 32 + 18x40

Pipe Centres: 430

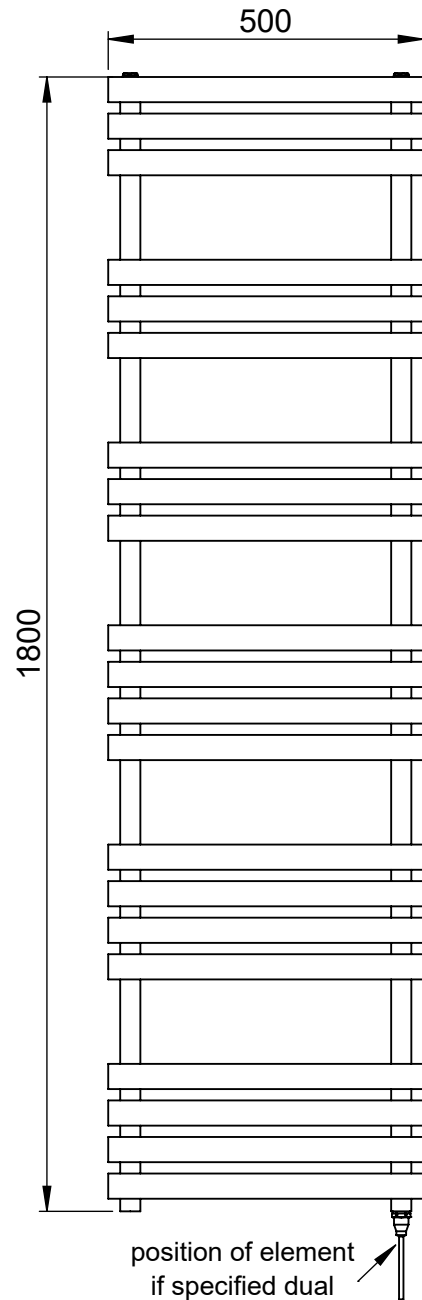
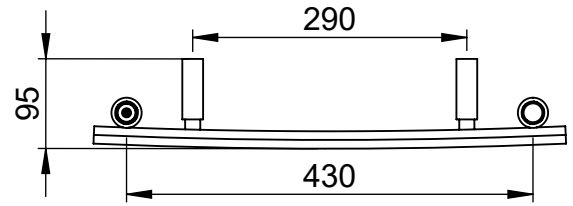
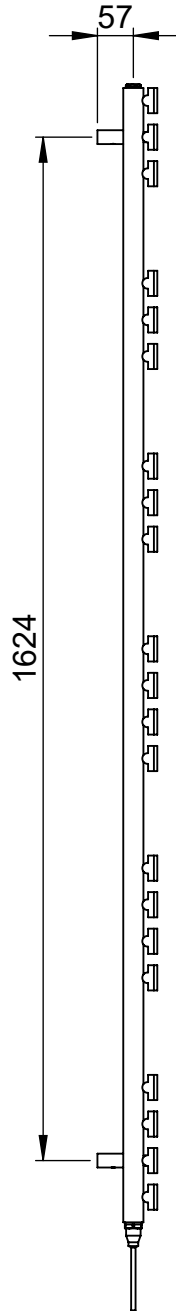
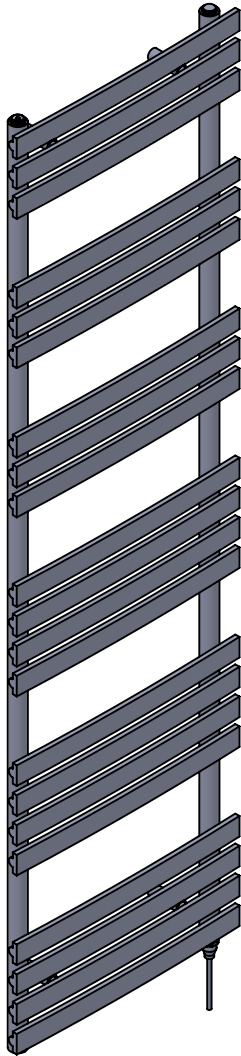
Elec. element if specified: 400

Output @ 50°C Δ T Watts: 491

BTUs: 1674

All dimensions in millimetres

Manufactured from Mild Steel



*Dual energy models require a conversion-tee, consult relevant drawing for details.

Vogue UK Ltd. reserve the right to alter specifications without prior notice.
ALL MEASUREMENTS ARE NOMINAL DIMENSIONS ONLY, AND ARE NOT BINDING.



SCALE 1:12



VOGUE UK

TOWEL WARMERS & RADIATORS

Strawberry Lane, Willenhall
West Midlands WV13 3RS
Tel: 01902 387000 Fax: 01902 387001
e-mail: sales@vogueuk.co.uk www.vogueuk.co.uk