

# Aquila DR016 1200x500

Height: 1200

Width: 500

Depth: 118

Weight HO: 14.45 kg

EO: kg

Tube  $\phi$  : 30sq + 10x40sq

Pipe Centres: 60

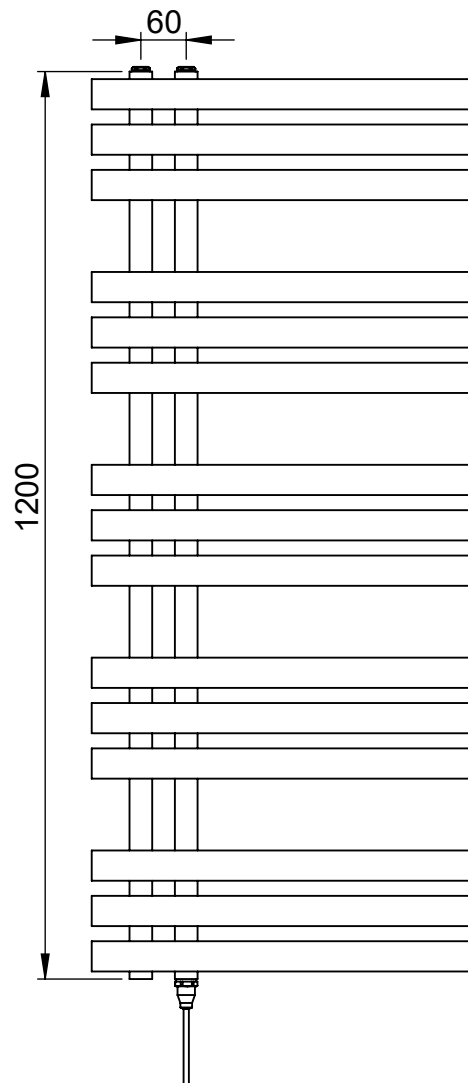
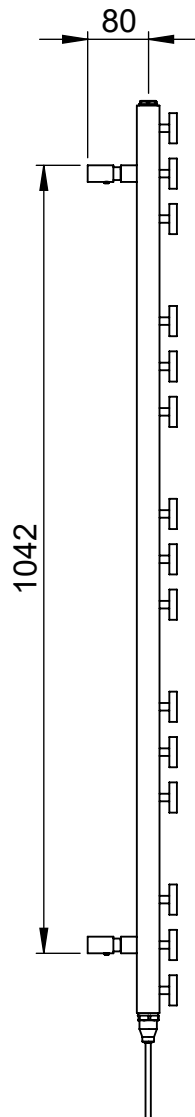
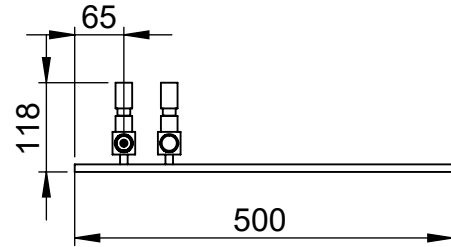
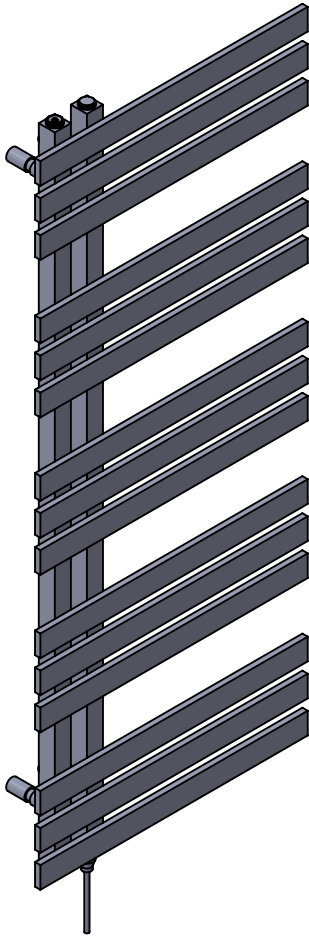
Elec. element if specified: 150

Output @ 50° C  $\Delta$  T Watts: 354

BTUs: 1208

All dimensions in millimetres

Manufactured from Mild Steel



Vogue UK Ltd. reserve the right to alter specifications without prior notice.  
ALL MEASUREMENTS ARE NOMINAL DIMENSIONS ONLY, AND ARE NOT BINDING.



**SCALE 1:10**



**VOGUE UK**

TOWEL WARMERS & RADIATORS

Strawberry Lane, Willenhall  
West Midlands WV13 3RS  
Tel: 01902 387000 Fax: 01902 387001  
e-mail:sales@vogueuk.co.uk www.vogueuk.co.uk