

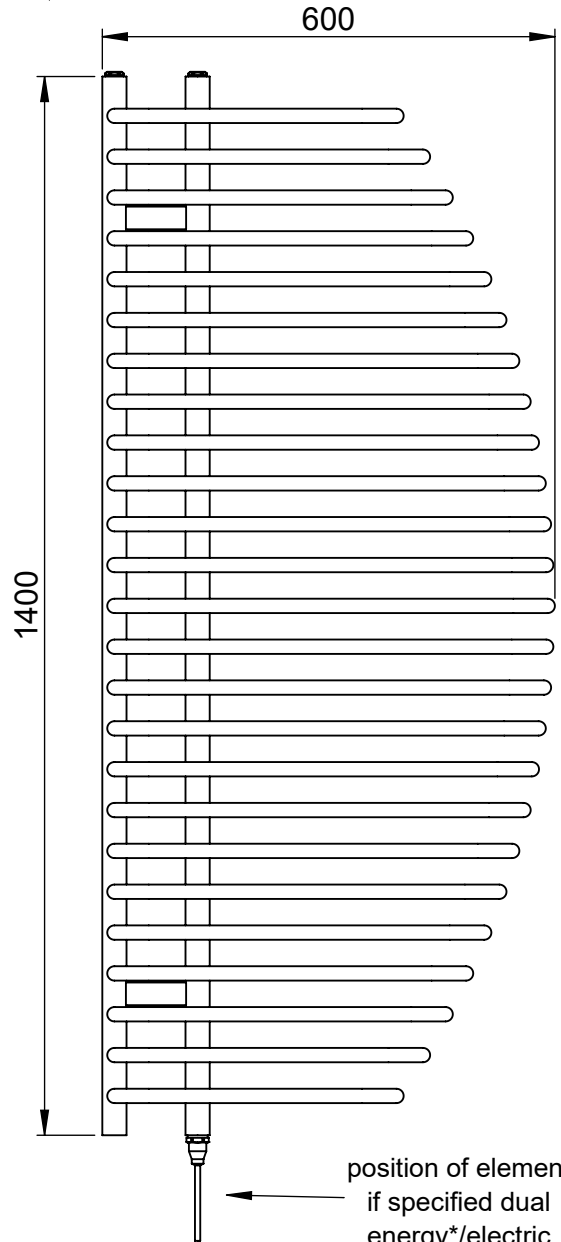
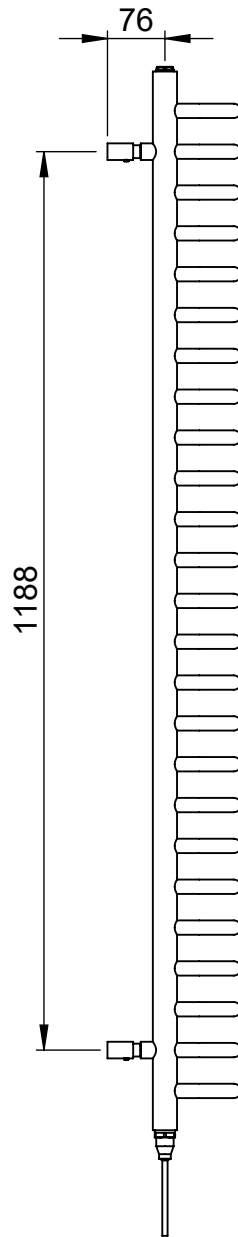
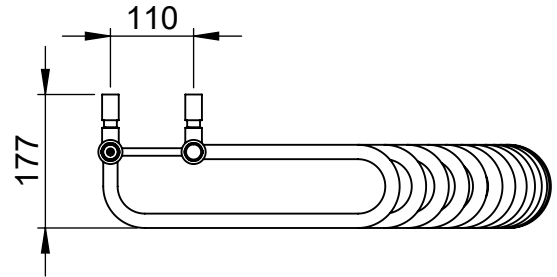
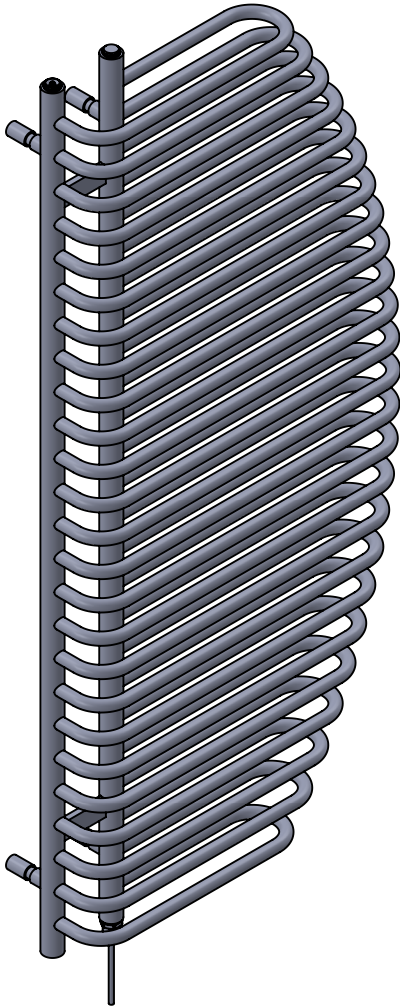
Marine DR009 1400x600

Height: 1400
Width: 600
Depth: 177
Weight HO: 19.85 kg
EO: kg

Tube ϕ : 32 + 19
Pipe Centres: 110
Elec. element if specified: 400
Output @ 50°C Δ T Watts: 767
BTUs: 2617

All dimensions in millimetres

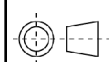
Manufactured from Mild Steel



position of element
if specified dual
energy*/electric

*Dual energy models require a conversion-tee, consult relevant drawing for details.

Vogue UK Ltd. reserve the right to alter specifications without prior notice.
ALL MEASUREMENTS ARE NOMINAL DIMENSIONS ONLY, AND ARE NOT BINDING.



SCALE 1:8



VOGUE UK
TOWEL WARMERS & RADIATORS

Strawberry Lane, Willenhall
West Midlands WV13 3RS
Tel: 01902 387000 Fax: 01902 387001
e-mail: sales@vogueuk.co.uk www.vogueuk.co.uk