

Data Sheet

Lockshield Valve Type RLV-D & RLV-S

Application



RLV-D with pushfit elbow



RLV-D with compression fitting



RLV-S Straight



RLV-S Angle

Type RLV-D

The RLV-D is a lockshield valve designed for use in domestic heating systems and meets the requirements in BS2767-10. Fittings and valve body dimensions are identical to those of the RA-FR valve body used with the RAS-C & RAS-D radiator thermostats, allowing the installer greater freedom in terms of work flow and ease of installation. Adjustment of the lockshield for regulation and isolation is by means of a 6mm Allen key socket in the valve body which is normally covered and protected by a screw-on brass cap. RLV-D can also be used in closed comfort cooling systems, if the piping system is free of oxygen.

The push-fit fitting is suitable for 10mm copper pipes manufactured in accordance to BS 2871 part 1 / BS EN 1057: 1996 and for 10 mm polybutelene (PB) pipes including Hep20, Polyplumb, OsmaGold, and 10 mm cross linked

Polyethylene (PEX) pipes made in accordance to BS7291 part 1:1990 or part 3:1990. Always use plastic pipe inserts of the same brand as the pipe used.

Type RLV-S

The RLV-S is a lockshield valve designed for use in domestic heating systems and meets the requirements in BS2767-10. Fittings and valve body dimensions are identical to those of the RA-FN valve body used with RA 2000 radiator thermostats, allowing the installer greater freedom in terms of work flow and ease of installation. Adjustment of the lockshield for regulation and isolation is by means of a 6mm Allen key socket in the valve body which is normally covered and protected by a screw-on brass cap. RLV-S can also be used in closed comfort cooling systems, if the piping system is free of oxygen.

Code Nos. and Technical Data

RLV-D

Pattern	Type	Connection sizes		Code no.
		Pipe	Radiator	
Angled with pushfit-elbow	RLV-D	10 mm pushfit	1/2"	003L020500
Angled with compression fitting	RLV-D	15 mm	1/2"	003L020300
	RLV-D	8/10 mm	1/2"	003L020400

RLV-S

Pattern	Type	Connection sizes		Code no.
		Pipe	Radiator	
Angled	RLV-S 10	3/8"	3/8"	003L012100
	RLV-S 15	1/2"	1/2"	003L012300
	RLV-S 15	15 mm	1/2"	003L012315
	RLV-S 20	3/4"	3/4"	003L012500
Straight	RLV-S 10	3/8"	3/8"	003L012200
	RLV-S 15	1/2"	1/2"	003L012400
	RLV-S 15	15 mm	1/2"	003L012415
	RLV-S 20	3/4"	3/4"	003L012600

Features

Pipe connection	Compression fitting	RLV-D push-fit
Maximum Working Pressure	10 bar	3 bar
Maximum Working Temperature	120°C	92°C
Valve Body Finish	Nickel Plated	Nickel Plated
Gland Seal Type	'O' Ring	'O' Ring
Supplied with LSV Cap (nickel plated brass)	Yes	Yes
Supplied with Wheelhead Cap	No	No

Accessories

A white (RAL 9010) plastic Wheel Head and Cover Cap can be retro-fitted to the RLV-D and RLV-S valves. The Wheel Head allows manual operation

of the lockshield valves. The Cover Cap provides the option of a more conventional lockshields valve design

Wheel Head & Cover Cap for RLV-D & RLV-S

Description	Code no.
Wheel Head	003L010600
Cover Cap (50 pcs.)	003L010800

For the RLV-D push-fit version the collet cover or the collet clip provide added security against unintended pipe disconnection. Both collet

covers and clips give added security, but the cover also improves the neatness of the installation.

Cover and Clip for RLV-D Push-fit

Description	Code no.
Collect Cover for push-fit connection (10 pcs.)	013G491200
Collect Clip for push-fit connection (10 pcs.)	013G491300

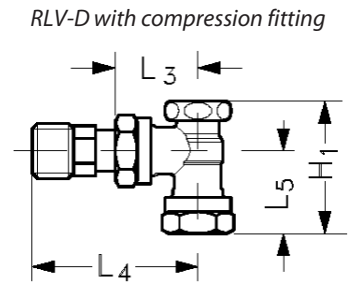
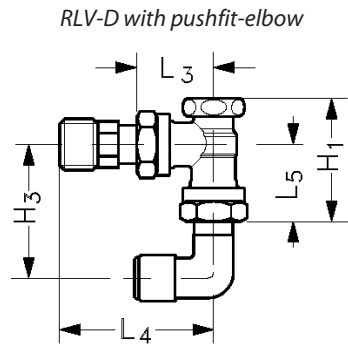
Drain-off tail piece for RLV-D

Description	Code no.
Drain-off tail piece	003L010500

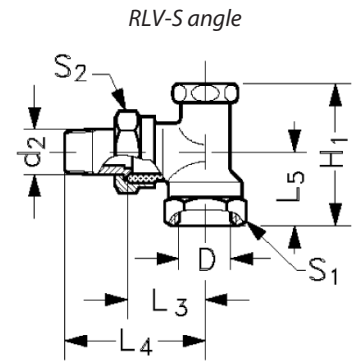
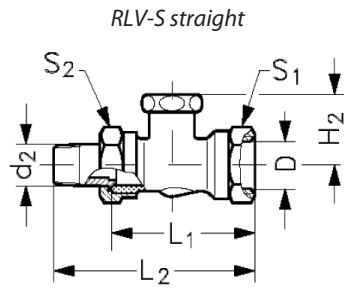
Compression fitting for RLV-S

Description	Code no.
1/2" x 8 mm copper compression fitting	013G410800
1/2" x 10 mm copper compression fitting	013G411000
1/2" x 15 mm copper compression fitting	013G411500
3/4" x 15 mm x 2.5 mm copper compression fitting for PEX plastic pipe	013G415500
3/4" x 15 mm x 2.5 mm copper compression fitting for Alupex plastic pipe	013G418500

Dimensions



Type	H ₁	H ₃	L ₃	L ₄	L ₅
RLV-D with pushfit-elbow	48	49-55	30	60	30
RLV-D with compression fitting	48	-	30	60	30



Type	D	d ₂	H ₁	H ₂	L ₁	L ₂	L ₃	L ₄	L ₅	S ₁	S ₂
RLV-S 10	G 3/8	R 3/8	42	26	51	75	27	51	23	22	27
RLV-S 15	G 1/2	R 1/2	52	28	53	80	30	57	27	27	30
RLV-S 20	G 3/4	R 3/4	52	28	61	92	34	65	30	32	37

Danfoss A/S
Heating Solutions
Haarupvaenget 11
8600 Silkeborg
Denmark
Phone: +45 7488 8000
Fax: +45 7488 8100
Email: heating.solutions@danfoss.com
www.heating.danfoss.com

Danfoss can accept no responsibility for possible errors in catalogues, brochures and other printed material. Danfoss reserves the right to alter its products without notice. This also applies to products already on order provided that such alterations can be made without subsequential changes being necessary in specifications already agreed. All trademarks in this material are property of the respective companies. Danfoss and the Danfoss logotype are trademarks of Danfoss A/S. All rights reserved.
