

Plastic Traps Condensate Products

M'ALPINE
Plumbing Products

SECTION

1



Plastic Traps and Condensate Products

Anti-Syphon Traps (Silenttraps)

General


- By drawing air through the valve, the Silenttrap neutralises syphonic pressure before it reaches the seal of the trap and therefore provides the equivalent of a ventilated system without the installation of costly and unsightly ventilation pipes
- The Silenttrap has been most rigorously tested and will not unseal, even under the most abnormal conditions
- The Silenttrap should continue to be effective irrespective of the distance between the appliance and the soil pipe

Operation

Whenever syphonic conditions develop, the negative pressure causes the valve to rise, allowing air to be drawn into the discharge pipe. The pressure is thereby neutralised before it can have any effect on the water seal within the trap. On cessation of the syphonic action, the valve closes, making the Silenttrap air and watertight.

Advantages

- The major advantage of the Silenttrap over Resealing Traps is that because the air is drawn through the valve and not through the water seal, gurgling is eliminated and a much quieter discharge is ensured
- Eliminates the need for secondary ventilation
- Silenttrap valves are available on a wide range of Bottle, Tubular and Bath Traps
- Silenttraps allow for greater flexibility in plumbing design



- The products below simply show that the Silenttrap attachment is available on Bottle, Tubular and Bath Traps. Popular Anti-Syphon Traps are shown throughout this catalogue. All traps marked* are available as Anti-Syphon (Silenttrap). Add suffix 'V' to code



- A report of a special investigation by the Building Research Establishment on the performance of these traps under discharge and syphonic conditions is available on request

General

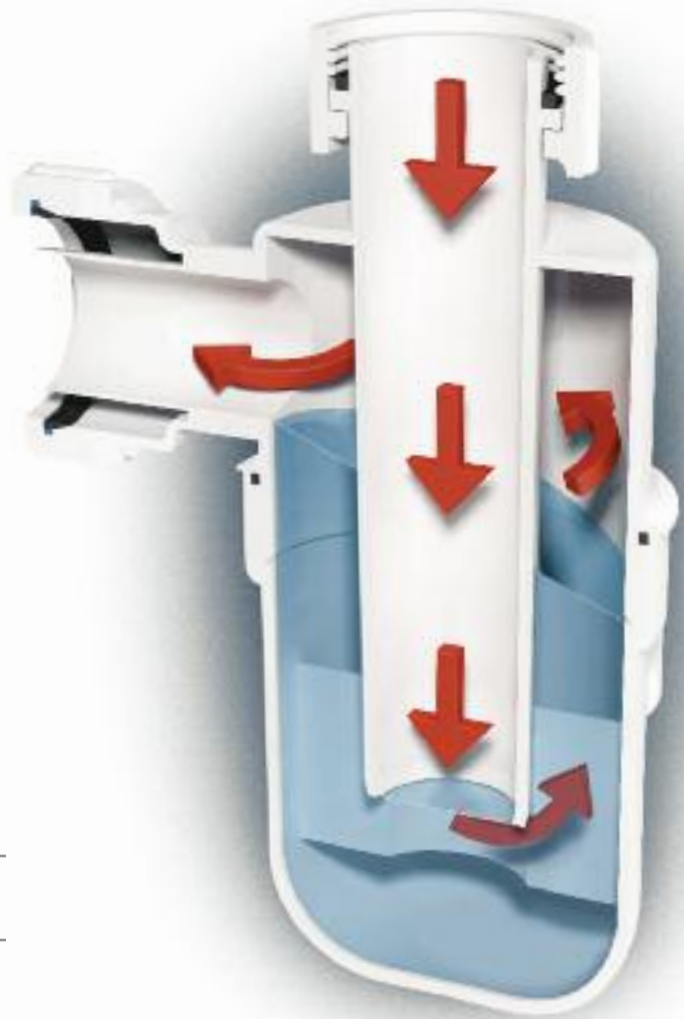
Resealing Bottle Traps are an alternative to Anti-Syphon Traps (Silenttraps) and may be used in similar circumstances.

Operation

When the trap is subject to syphonic conditions the automatic hydraulic action allows air to be drawn through the inlet of the trap and through the bypass columns thus breaking the syphonic action. On cessation of syphonic conditions the remaining water falls back to reseal the trap. The Silentrap ventilates by drawing air through a non-return valve, whereas the Resealing Trap ventilates by drawing air through the inlet of the trap and through the water seal.

Advantages

- The simple non-mechanical action ensures retention of adequate water seal even under extreme syphonic conditions
- Eliminates the need for secondary ventilation



1 1/4" Code	1 1/2" Code
A10R	C10R

Standard



Adjustable Inlet	
A10AR	C10AR



Adjustable Inlet Chrome Plated	
A10AR-CP	C10AR-CP



Resealing Shower Trap

Code	STW4-RB
------	----------------

- Full range of Resealing Shower Traps see pages 26-28

- Bends are available for converting 'P' traps to 'S' traps see page 6

Bottle Traps with 75mm Water Seal

Bottle Traps with 75mm Water Seal



1¼" Code	1½" Code
-------------	-------------

Standard

A10	C10
------------	------------



Anti-Syphon (Silentrap)

A10V	C10V
-------------	-------------



Resealing

A10R	C10R
-------------	-------------



Adjustable Inlet

A10A	C10A
-------------	-------------



**Anti-Syphon (Silentrap)
Adjustable Inlet**

A10AV	C10AV
--------------	--------------



**Resealing
Adjustable Inlet**

A10AR	C10AR
--------------	--------------



1¼" Code	1½" Code
-------------	-------------

Adjustable Inlet

AA10	-
-------------	---



**Adjustable Inlet Basin
Trap with centre pin
waste**

AA10W	-
--------------	---



50mm Water Seal

E10	-
------------	---



38mm Water Seal

-	G10
---	------------



**Conversion Bend to
convert bottle 'P' trap to
'S' trap**

S1M	T1M
------------	------------

Chrome Plated Bottle Traps



1¼"	1½"
Code	Code

**Resealing Trap
Adjustable Inlet**

A10AR-CP	C10AR-CP
-----------------	-----------------



Adjustable Inlet

CAA10	-
--------------	---



Anti-Syphon (Silentrap) incorporating a Silicone Valve

- The silicone valve prevents back pressure
- The Silentrap valve ensures retention of the water seal under extreme working conditions and eliminates the need for secondary ventilation
- The Silentrap valve reduces noise (gurgling) during discharge
- The silicone valve prevents foul odour or sewer gas entering the building if the water seal has evaporated which may occur due to lack of use through under occupancy
- Removable cup to facilitate easy cleaning
- Interchangeable with existing M^CAlpine traps



1¼"	1½"
Code	Code

**Anti-Syphon (Silentrap)
Adjustable Inlet with
Non-Return Valve**


A10AV-SV	C10AV-SV
-----------------	-----------------



Chrome Plated Basin Traps, Pipe and Wall Flange


- All kits except TA32UK-CB and TA32VUK-CB supplied with MS4-32SOLVENT fitting as illustrated. For additional fittings see pages 54 and 61
- For Chrome Plated Brass Waste Pipe and Fittings see pages 60 and 61

Chrome Plated Basin Traps, Pipe and Wall Flange




1 1/4" x 50mm Water Seal Brass Adjustable Inlet Cylindrical Bottle Trap with 12" length of 32mm OD CP brass waste pipe and wall flange

Code **CA32MINI-CB**




1 1/4" x 75mm Water Seal Brass Adjustable Inlet Cylindrical Bottle Trap with 16" length of 32mm OD CP brass waste pipe and wall flange

Code **CA32UK-CB**




1 1/4" x 50mm Water Seal Plastic Adjustable Inlet Tubular Anti-Syphon Trap (Silentrap) with 12" length of 32mm OD CP brass waste pipe and wall flange

Code **TA32VUK-CB**




1 1/4" x 75mm Water Seal Plastic Adjustable Inlet Bottle Trap with 16" length of 32mm OD CP brass waste pipe and wall flange

Code **A32UK-CP**



1 1/4" x 50mm Water Seal Brass Adjustable Inlet Square Bottle Trap with 12" length of 32mm OD CP brass waste pipe and wall flange

Code **CA32SQUK-CB**



1 1/4" x 75mm Water Seal Brass Adjustable Inlet Bottle Trap with 16" length of 32mm OD CP brass waste pipe and wall flange

Code **A32UK-CB**

MacValve Self-Closing Waste Valve

Patent Pending

SECTION 1

- Can be fitted in horizontal or vertical position
- MacValve membrane opens under water pressure to allow discharge to flow freely and then closes to form a seal to prevent foul odour or sewer gas entering the building
- MacValve can be fitted in installations where a non-return valve can be of benefit to the plumbing installation
- MacValve can be used to take the discharge from a pressure relief valve on an unvented domestic hot water storage system. Please refer to guidance notes in approved Document G3 of the Building Regulations

- MacValve having no water seal can never dry out through evaporation or lack of use of an appliance as the membrane remains sealed
- MacValve must not be used for baths or shower trays unless there is access for maintenance



MacValve 1 1/4" BSP female inlet nut x 1 1/4" universal compression outlet

Code **MACVALVE-1**

MacValve 1 1/2" BSP female inlet nut x 1 1/2" universal compression outlet

Code **MACVALVE-2**



MacValve 2" universal compression outlet x 2" universal compression outlet

Code **MACVALVE-4**



The **Tundish** adaptor can be cut to give a 22mm plain tail

MacValve 1 1/4" BSP female inlet nut x 1 1/4" universal compression outlet including Tundish adaptor 1 1/4" BSP male thread x 22mm universal inlet

Code **MACVALVE-3**

When installed horizontally the flow arrow must be in the uppermost position



90° Bend 1 1/4" female inlet nut x 1 1/4" BSP male connector

Code

S4U*

90° Bend 1 1/2" female inlet nut x 1 1/2" BSP male connector

T4U*




Straight Connector 1 1/4" BSP male thread x 1 1/4" universal compression connection

S31U*

Straight Connector 1 1/2" BSP male thread x 1 1/2" universal compression connection

T31U*



1 1/2" Space Saver MacValve Inlet

SSINLET1

1 1/4" Space Saver MacValve Inlet

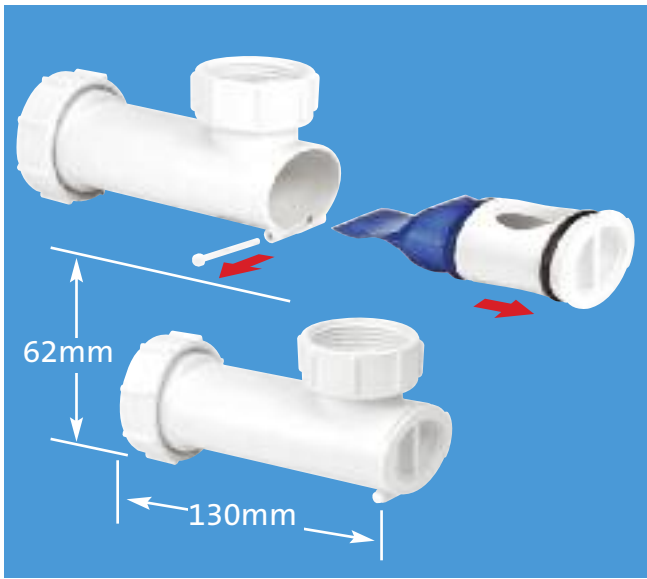
SSINLET2

*** S4U, T4U, S31U AND T31U FITTINGS ONLY SUITABLE FOR USE WITH MACVALVE**

Do not pour drain cleaner down these products

Space Savers with Self-Closing Waste Valves


- The internal membrane opens under water pressure to allow discharge to flow freely and then closes to form a seal to prevent foul odour or sewer gas entering the building
- The valve allows air to be drawn into the discharge waste pipe when negative pressures occur and eliminates the need for secondary ventilation to the discharge pipework. This allows for greater flexibility in the plumbing design
- The valve can be easily cleaned without having to disassemble the discharge pipework. Simply remove the split pin at the front of the valve, take out the plug and membrane and clean in hot soapy water. Reassemble and relocate the split pin in the slot provided
- The self-cleaning waste valve having no water seal can never dry out through evaporation or lack of use of the appliance as the membrane seal remains closed
- Do not pour drain cleaner down these products



1 1/4" BSP female inlet nut x 1 1/4" universal compression outlet

Code

WHB-1



1 1/2" BSP female inlet nut x 1 1/2" universal compression outlet

Code

WV-1

Tubular Traps with 75mm Water Seal



1 1/4" Code	1 1/2" Code	2" Code
Swivel 'P'		
SA10	SC10	SE10



1 1/4" Code	1 1/2" Code	2" Code
Adjustable Inlet		
ASA10	ASC10	ASE10

















Anti-Syphon (Silentrap)		
SA10V	SC10V	SE10V



Adjustable Inlet Anti-Syphon (Silentrap)		
ASA10V	ASC10V	ASE10V

Tubular Traps with 75mm Water Seal

SECTION 1

	1¼" Code	1½" Code	2" Code		1¼" Code	1½" Code	2" Code
				Adjustable Inlet Basin Trap with centre pin waste			
	ASA10W*	-	-			TT10*	-
				Low Inlet			
	BT3*	-	-			TRSH10	-
				50mm Water Seal			
	BT4	-	-				
				Adjustable Inlet with connection for 19/23mm pipe			
	ASA10-SP*	ASC10-SP*	-				1¼" Code
				Swivel 'S'			
	SB10	SD10	SF10				
				All One			
	SP10	TP10	ZP10				
				All One Anti-Syphon (Silentrap)			
	SP10V	TP10V	-				
				Running 'P'			
	SR10*	TR10*	SG10*				
				Running 'S'			
	SS10	TS10	SH10				
							
				Offset Basin Trap with adjustable inlet and cleaning eye			
							OBT1
							
				Offset Anti-Syphon (Silentrap) Basin Trap with adjustable inlet and removable anti-syphon valve for cleaning purposes			
							OBT1V
							
				Straight Through with one cleaning eye			
							1¼" Inlet x 1¼" outlet X10
							
				Straight Through Anti-Syphon (Silentrap) with one cleaning eye			
							1¼" Inlet x 1¼" outlet X10V
							
				Straight Through with two cleaning eyes			
							1¼" Inlet x 1¼" outlet X10A
							1¼" Inlet x 1½" outlet Y10

Domestic Appliance Traps 1½" x 75mm Water Seal

General

- Domestic Appliance Traps provide the facility to accept the discharge from a washing and/or dishwashing machine(s) and are suitable for new and existing installations
- In all cases a blank cap, plug or blank nozzle is provided with the trap. Should the domestic appliance not be connected at the time of installation, the trap will function as a normal sink trap whilst providing an easily accessible point for the future installation of any appliance(s)

Sink Traps with connection for the discharge from domestic appliance(s)



Code **WM1***



Code **WM2**



Code **WM2V**



Code **WM14***

With Adjustable Inlet



Code **WM11***



Code **WM12***



Code **WM15***



Code **ASC10-CO***

Standpipe Trap and Fittings



Twin Connector for plumbing two domestic appliance discharge hoses into standpipe trap

Code **V33WM**

- Multifit outlet to suit either 1½" or 40mm diameter standpipe
- 135° swivel nozzles for washing and/or dishwashing machine discharge hoses - supplied with blanking plugs
- Discharge hose(s) to be taken to the height stated by the appliance manufacturer(s)
- An air break, as specified by appliance manufacturers is incorporated within the connector



Standpipe Cap with retaining clip

Code **WM3-CAP**




Standpipe Trap

Code **WM3***

All traps marked* available as anti-syphon (Silentrap). Add suffix 'V' to code. See page 4 for technical details

Sink Trap with TeeVent

- The TeeVent system, which incorporates a non-return valve, provides an air break and enables the waste system to be sealed. This system has the advantage over a standpipe arrangement in that should a blockage occur, the non-return valve prevents flooding
- TV1 can be used with domestic appliance trap WM4
- All domestic appliance traps must be fitted in accordance with the fixing instruction leaflet included with each trap



Code **TV1**



Code **WM4***

Accessories



Straight Nozzle for connection to 1½" Multifit

Code **WMF3**



90° Nozzle for connection to 1½" Multifit

Code **WMF4**



135° Nozzle for connection to 1" BSP thread

Code **MA15**



Blanking Plug for traps and fittings

Code **228532**



Swept Tee BSP nut x BSP thread x nozzle for discharge hose of domestic appliance

1½" x 1½" x ¾"

Code **V33L**

1¼" x 1¼" x ¾"

Code **V34L**



Tee Piece BSP nut x BSP thread x 135° nozzle for discharge hose of domestic appliance

1½" x 1½" x ¾"


Code **V33S**

- When installing domestic appliance traps, care should be taken to observe the instructions of the manufacturer of the appliance, particularly with regard to the height of the discharge hose and the incorporation of an air break or vent to atmosphere

Space Saver and Standard Plumbing Kits for Sinks. Plumbing

General


- Space Saver Kits are designed to allow full use of storage space below the sink bowl(s) and are suitable for use with almost all British and European sinks
- All kits have 1½" inlet connections and the provision for the discharge hose(s) of domestic appliance(s). Also supplied with a 1½" x 75mm water seal tubular swivel 'P' trap
- Each kit is boxed individually and supplied with an illustrative drawing



Single Bowl Kit

Code


SSK1



Double Bowl Kit

Code

SSK2




Three Bowl Kit

Code

SSK3


Space Saver Plumbing Kits



1¼"/1½" Plumbing Kit for adjustable height basin or sink
(supplied with T16 1½"/1¼" trap inlet reducer)

Code

FLECKIT1



1½" Space Saver Trap Inlet

Code

SSINLET1


1¼" Space Saver Trap Inlet

Code

SSINLET2

General

- Standard Kits have the provision for the discharge hose(s) of domestic appliance(s) and are suitable for use with almost all British and European sinks
- All kits have 1½" inlet connections and the provision for the discharge hose(s) of domestic appliance(s). Also supplied with a 1½" x 75mm water seal tubular swivel 'P' trap
- Each kit is supplied in a polythene bag complete with an illustrative drawing




Bowl and a Half Kit

Code **SK1**



Bowl and a Half Kit

Code **SK1A**




Double Bowl Kit

Code **SK2**



Double Bowl Kit

Code **SK2A**



Three Bowl Kit

Code **SK3**



Blanking Plug(s)
included with all
plumbing kits

Code **228532**



Code **SK1**

Condensate Products for Connecting Condensate Discharge

Basin and Sink Traps



1 1/4" x 75mm Water Seal Tubular Swivel Basin Trap with adjustable inlet and connection for 19/23mm pipe. Supplied with blanking cap

Code **ASA10-SP***



1 1/2" x 75mm Water Seal Tubular Swivel Sink Trap with adjustable inlet and connection for 19/23mm pipe. Supplied with blanking cap

Code **ASC10-SP***



1 1/2" x 75mm Water Seal Tubular Swivel Sink Trap with adjustable inlet, nozzle for discharge hose of domestic appliance and connection for 19/23mm pipe. Supplied with blanking cap

Code **ASC10-CO***




19/23mm Inlet and Outlet x 75mm Water Seal Offset Trap to receive discharge from a condensing boiler. Supplied with support clip

Code **OBT1-CO**

Flexible Connector from Condensing Boiler to Rigid or Flexible Condensate Discharge Pipe

- Easy connection to boiler condensate discharge pipe
- Allows for disconnection in freezing conditions for discharge to be redirected into a receptacle
- Universal compression connections suitable for 19/23mm rigid pipe and 25mm flexible pipe



200mm Flexible Connector

Code **CONFLEX-200**

300mm Flexible Connector

Code **CONFLEX-300**

Flexible Condensate Pipe Kit

- For use in installation of condensing boilers
- Eliminates use of traditional rigid discharge pipe and fittings thereby allowing complete flexibility to discharge point
- Includes fittings to allow for easy connection to sanitary pipework
- Allows for disconnection in freezing conditions for discharge to be redirected into a receptacle
- Particularly useful where installation space is restricted



Flexible Condensate Pipe Kit - contents

- 1 x 3m length of 25mm flexible pipe
- 6 x 25mm pipe clips
- 2 x straight connectors with universal compression connections suitable for 19/23mm rigid pipe and 25mm flexible pipe
- 1 x 1 1/2" plain tail ABS solvent weld reducer to 19/23mm rigid pipe and 25mm flexible pipe

Code

CONFLEX-KIT1

Soakaway - Container for use with limestone chippings. External use only



110mm x 300mm x 1¼" / 1½"
Pipe top and side Inlet Connections to receive discharge from a condensing boiler. 19/23mm x 1¼" fitting provided to increase size of discharge pipe before it passes through the external wall

Code **SOAK1GR**

Mechanical Soil Pipe Boss Connectors



Mechanical Soil Pipe Boss Connector 57mm hole saw size. Supplied with fixing tool

4"/110mm x 1¼" pipe
 Code **BOSSCONN110-BL**

4"/110mm x 1½" pipe
 Code **BOSSCONN110T-BL**

4"/110mm x 1¼" pipe
 Code **BOSSCONN110-GR**

4"/110mm x 1½" pipe
 Code **BOSSCONN110T-GR**

Auxiliary Fittings



Pipe Clamp to suit 1¼"/1½"
Pipe to BS EN 1451-1:2000/BS EN 1329-1:2000 with universal compression connection for 19/23mm rigid pipe

Code (Grey) **CLAMP1GR**

Code (White) **CLAMP1WH**



1½" x 1½" x 19/23mm Universal Slip Tee with universal compression connections for 19/23mm rigid pipe

Code **V1MX-CO**



In-line Vertical Non-Return Valve with inlet and outlet connection for 19/23mm pipe

Code **CONVALVE**



Straight Connector with universal compression connections for 19/23mm rigid pipe and 25mm flexible pipe

Code **R1M-CO**



50mm Tundish with 19/23mm pipe outlet

Code **TUN-2**



Two-Piece Cast Iron Soil Pipe Boss Connector to suit 22mm drill size. Supplied with fixing tool

4"/100mm x 1¼" pipe
 Code **BOSS110CAST-BL**

4"/100mm x 1½" pipe
 Code **BOSS110TCAST-BL**

3½"/90mm x 1¼" pipe
 Code **BOSS90CAST-BL**

3½"/90mm x 1½" pipe
 Code **BOSS90TCAST-BL**

3"/82mm x 1¼" pipe
 Code **BOSS82CAST-BL**

3"/82mm x 1½" pipe
 Code **BOSS82TCAST-BL**



Mechanical Soil and Rainwater Pipe Boss Connector for 1¼" pipe

Code **BOSSCONN1.25BL**

Code **BOSSCONN1.25GR**



Reducer in ABS 1¼" plain tail x 19/23mm universal compression connection

Code **R16-BL**

Code **R16-GR**



Mechanical Soil and Rainwater Pipe Boss Connector for 19/23mm pipe

Code **BOSSCONN-22MM**

For full range of Boss Connectors see page 63

Bath Traps 75mm, 60mm, 50mm and 19mm Water Seal

Bath Traps without Overflows

	1 1/2" x 75mm Water Seal
	Code L10
	1 1/2" x 75mm Water Seal Anti-Syphon (Silentrap)
	Code L10V
	1 1/2" x 60mm Water Seal (Extended Body)
	Code SM10E
	1 1/2" x 60mm Water Seal (Extended Body) Anti-Syphon (Silentrap)
	Code SM10EV
	1 1/2" x 50mm Water Seal
	Code SM10
	1 1/2" x 50mm Water Seal Anti-Syphon (Silentrap)
	Code SM10V
	1 1/2" x 50mm Water Seal
	Code SMP10
	1 1/2" x 50mm Water Seal Anti-Syphon (Silentrap)
	Code SMP10V

■ For Bath Waste Outlet Fittings suitable for use with the above Traps see pages 93-95

	1 1/4" x 19mm Water Seal
	Code P10
	1 1/2" x 19mm Water Seal
	Code Q10

Bath Trap with Top Access

- 1 1/2" x 50mm water seal swivel bath trap
- CP brass waste with top access and spring-loaded mushroom plug
- Matching CP mushroom plug and CP overflow face
- Adjustable flexible overflow tube length 330mm - 580mm
- Overall height of trap only 112mm
- **FOR EXTENSION KIT SEE PAGE 30**



Code **HC2650UK**

Bath Traps with Overflows



1½" x 75mm Water Seal with flexible overflow tube and CP overflow grating

Code

FJ10*



1½" x 75mm Water Seal with flexible overflow tube and CP overflow grating and 70mm flange centre pin waste outlet fitting

Code

FJ10WC*



1½" x 60mm Water Seal (Extended Body) with flexible overflow tube and CP overflow grating

Code

FSK10E*



1½" x 50mm Water Seal with flexible overflow tube and CP overflow grating

Code

FSK10*

■ For Bath Waste Outlet Fittings suitable for use with the above traps see page 95

All traps marked* available as anti-syphon (Silentrap). Add suffix 'V' to code. See page 4 for technical details

Bath Fillers with Trap and Overflow


General

- Filler manufactured in cast brass
- Compact filler design 70mm diameter x 25mm deep suitable for curved baths
- Will fit overflow hole size 46mm to 65mm
- 0.5 bar pressure produces 33 litres per minute
1.0 bar pressure produces 44 litres per minute
2.0 bar pressure produces 57 litres per minute
- **650mm WRAS approved braided hose with 90° bend**
- All traps 1½" x 50mm water seal with Multifit outlet
- Compression overflow connection to trap
- **HC2650UK-FIL** has a standard overflow length of 575mm but is available with a 1m length. Incorporates a swivel bath trap and CP brass waste with top access spring-loaded mushroom plug. Overall height 112mm
- **HCN3365UK** has a standard overflow length of 575mm but is available with a 1m length. Incorporates a CP brass waste and spring-loaded mushroom plug
- **HCN3165UK** has a standard cable and overflow length of 575mm but is available with a 1m cable and overflow. Incorporates CP brass waste and mushroom pop-up plug

Bath Fillers with Trap and Overflow



Code **HCN3365UK**
Code **HCN3365UK-1M**



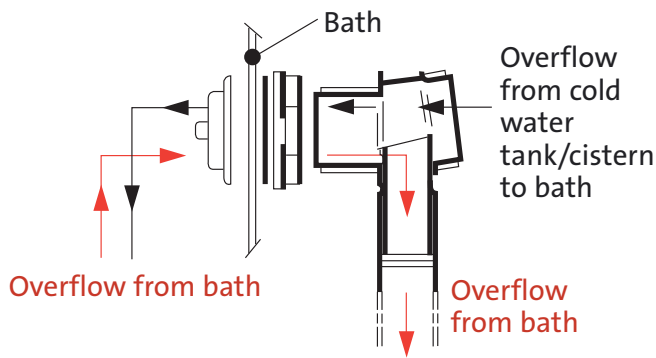
Code **HCN3165UK**
Code **HCN3165UK-1M**

■ **FOR EXTENSION KIT SEE PAGE 30**



Code **HC2650UK-FIL**
Code **HC2650UK-FIL-1M**





General

- Bath Wasteflow units enable the overflow and/or warning pipe from a cold water storage cistern and a WC flushing cistern (not fitted with an integral overflow) to be installed so that the discharge is directed into the bath via the bath overflow grating
- The construction of the Wasteflow is such that whilst acting as a conventional overflow for the bath, any overflow from a connected cistern is discharged through the overflow grating into the bath thereby providing a visible warning
- A feature of the Wasteflow design ensures that should the overflow grating be blocked, the overflow from the cistern is diverted to discharge directly into the bath trap and not

back along the overflow pipe thereby reducing the risk of flooding

- Wasteflow is also available with connection for condensate

Advantages

- Wasteflow is available in various forms that allow greater flexibility for the discharge of cistern overflows and condensate
- No unsightly external overflow pipes
- No damage to outside walls
- No risk of freezing
- No risk to other tenants or public

Installation

- Wasteflow is supplied with a choice of 50mm, 60mm or 75mm water seal trap
- Wasteflow is installed under the roll of the bath
- Wasteflow fittings shown on page 20 enable a range of connections that may be housed within the roll of the bath or if necessary extended into a duct space
- Overflow pipes connected to Wasteflow should have an adequate and continuous fall to ensure a natural gravity discharge



Wasteflow with pop-up waste and trap, CP brass control knob, CP stainless steel waste flange and plug


With L10 Trap **PUWF3-CP***



Wasteflow with trap

With FJ10 Trap **FJWF1***

- Bath Waste Outlet Fittings see page 95



Wasteflow with 1½" waste outlet fitting, plug, chain and two way connector

Code **WF21**

- Wasteflow Manifolds have a 1½" BSP male thread on the inlet and will normally require an additional fitting from the list on page 22

All traps marked* available as anti-syphon (Silentrap). Add suffix 'V' to code. See page 4 for technical details

Overflow Manifold (Wasteflow) Chrome Plated Bath Trap with Overflow

Wasteflow



Wasteflow can be fitted with R11, R12 or R15 connector (order as required) for connection to overflow warning pipe. Side inlet connection for 19/23mm condensate or condense drain

Code **WF21-SP**

Wasteflow Fittings




Straight Connector 1½" loose nut x connection for 19/23mm pipe

Code **R11**



Four Way Connector 1½" loose nut x four connections for 19mm pipe, supplied with three plugs

Code **R12**



ABS Adaptor to convert 19mm connections on R12 and R15 fittings up to 23mm OD pipe

Code **R13**



¾" In-Line Non-Return Valve

Code **R14**



2 Way Connector 1½" loose nut x two connections for 19mm pipe, supplied with one plug

Code **R15**

■ See page 71 for WC Overflow Kits with Tundish

Chrome Plated Brass Bath Traps with Combined Waste and Overflow



Trap only

1½" x 50mm Water Seal CP Brass Trap: 1½" CP brass combined waste and overflow with 70mm spring-loaded mushroom plug and matching overflow face

Code **BRASSTRAP-50-CP**

1½" x 25mm Water Seal CP Brass Trap: 1½" CP brass combined waste and overflow with 70mm spring-loaded mushroom plug and matching overflow face

Code **BRASSTRAP-25-CP**

Trap only

1½" x 50mm Water Seal CP Brass Trap x 1½" universal compression outlet

Code **BATHTRAP50-CPB**

1½" x 25mm Water Seal CP Brass Trap x 1½" universal compression outlet

Code **BATHTRAP25-CPB**

110mm x 50mm Water Seal Pushfit Traps, Urinal Bowl Syphonic Traps and Condensation Trap

110mm x 50mm Water Seal Pushfit Traps

Pushfit Traps are manufactured in high density polyethylene and the inlet and outlet sealing rings from a proven synthetic rubber compound. Pushfit traps will suit WC squatting pans, slop hoppers or similar appliances with 90-114mm plain end outlet and will connect to 110mm pipe



Code **WCTRAP4P**



Code **WCTRAP4S**

Urinal Bowl Syphonic Traps

Syphonic Traps have inlets to suit continental style syphonic urinal bowl to create a 75mm water seal trap. Outlet to suit 2" BS EN 1329-1:2000 solvent weld pipe



Syphonic 'P' Trap

Code **HCUP50UK**



Syphonic 'S' Trap

Code **HCUS50UK**

Condensation Trap

Condensation Trap has been designed as a straight socket connector for 110mm and 125mm pipe (commonly used as ducting for basic air extraction systems) and provides an internal trap/diverter which will collect condensation forming on the internal surface of the extract pipework. It allows for the connection of a 19/23mm pipe, which can be installed to drain off the condensation to a convenient position



110mm pipe

Code **CONTRAP1**

125mm pipe

Code **CONTRAP2**

90mm Shower Traps with 50mm Water Seal

90mm Shower Traps with 50mm Water Seal and removable 110mm Flange to



CP Plastic Flange



CP Brass Flange



CP Brass Flange

90mm Shower Traps with 50mm Water Seal



24

90mm x 25mm Water Seal with 1½" Solvent Weld Outlet Socket
Overall height 53mm

ST90CP10-53

ST90CB10-53

ST90CPB-P-53



34

90mm x 50mm Water Seal with 1½" Universal Compression Outlet
Overall height 70mm

ST90CP10-70

ST90CB10-70

ST90CPB-P-70



42

90mm x 50mm Water Seal with 1½" Universal Compression Outlet
Overall height 90mm

ST90CP10-HP2

ST90CB10-HP2

ST90CPB-P-HP2



50

90mm x 50mm Water Seal with 2" Universal Compression Outlet
High-flow high-performance trap. Overall height 90mm

ST90CP10-HP

ST90CB10-HP

ST90CPB-P-HP



50

90mm x 50mm Water Seal with 2" Vertical Universal
Compression Outlet
Overall height 106mm

ST90CP10-V

ST90CB10-V

ST90CPB-P-V

facilitate easy cleaning



CP Brass Flange



White Plastic Flange

ST90CPB-S-53

-

ST90CPB-S-70

ST90WH10-70

ST90CPB-S-HP2

ST90WH10-HP2

* **NOTE:** High Performance (HP) traps to suit trays with maximum thickness of 15mm

ST90CPB-S-HP*

ST90WH10-HP*

ST90CPB-S-V

ST90WH10-V

Flow Rates

All M^cAlpine shower traps with top access surpass the minimum required flow rate when tested in accordance with clause 5 of BS EN 274-2:2002.

26

Litres per minute tested under a constant **15mm Head of Water**

90mm Shower Trap with Non-Return Valve

- The valve acts as a non-return valve, the weight of the water discharge will open the valve and it will reseal when the discharge has ceased thus prohibiting foul air from entering the dwelling
- The valve eliminates the release of foul air due to back flow
- The valve can be easily removed to facilitate easy cleaning of the trap
- Overall height is only 53mm making this trap particularly suitable where floor depth is restricted



90mm x Spring Loaded Non-Return Valve with 1½" Solvent Weld Outlet Socket
Overall height 53mm

Code

ST90CP10-NRV

90mm Shower Trap with Non-Return Valve

1½" Shower Traps with Top Access

Traps with Standard Waste and Flange

- Waste grid and dip tube removable from top to facilitate easy cleaning
- 70mm or 85mm standard waste and flange - white plastic, CP plastic or CP brass
- Gold plated wastes and grids only supplied as separate items - see page 29



70mm White Plastic Flange



85mm White Plastic Flange



70mm CP Plastic Flange

1½" Shower Traps with Top Access



26 50

19mm Water Seal Trap with 1½" Universal Compression Outlet
Overall height 95mm

STW1-R

STW5-R

STW3-R



22 40

20mm Water Seal Trap with 1½" Solvent Weld Outlet Socket
Overall height 65mm

-

-

STW4-65



22 40

50mm Water Seal Trap with 1½" Multifit Outlet
Overall height 95mm

STW2-95

STW6-95

STW4-95



26 54

50mm Water Seal Resealing Trap with 1½" Multifit Outlet
Overall height 118mm

STW2-R

STW6-R

STW4-R



26 56

80mm Water Seal Resealing Trap with 1½" Multifit Outlet
Overall height 154mm

-

-

STW10-R



85mm CP
Plastic Flange

STW7-R



70mm CP
Brass Flange

STW3-RB



85mm CP
Brass Flange

STW7-RB

Flow Rates

All MCApine shower traps with top access surpass the minimum required flow rate when tested in accordance with clause 5 of BS EN 274-2:2002.

26

Litres per minute tested under a constant **15mm Head of Water**

52

Litres per minute tested under a constant **120mm Head of Water**

-

-

-

Code **STW4-R**

STW8-95

STW4B-95

STW8B-95

STW8-R

STW4-RB

STW8-RB

-

-

-




1 1/2" Shower Traps with Top Access

1½" Shower Traps with Top Access

Traps with Waste and Mushroom Flange

- Mushroom flange and dip tube removable from top to facilitate easy cleaning
- 70mm or 85mm mushroom flange available in white plastic or CP stainless steel complete with standard locking nut



70mm White Plastic Mushroom Flange



85mm White Plastic Mushroom Flange



70mm CP Stainless Steel Mushroom Flange



85mm CP Stainless Steel Mushroom Flange



19mm Water Seal Trap with 1½" Universal Compression Outlet

Overall height 95mm

26 50

STW1-M

STW5-M

STW3-M

STW7-M



50mm Water Seal Trap with 1½" Multifit Outlet

Overall height 95mm

22 40

STW2M-95

STW6M-95

STW4M-95

STW8M-95



50mm Water Seal Resealing Trap with 1½" Multifit Outlet

Overall height 118mm

26 54

STW2-M

STW6-M

STW4-M

STW8-M

Flow Rates

All MCApine shower traps with top access surpass the minimum required flow rate when tested in accordance with clause 5 of BS EN 274-2:2002.

26

Litres per minute tested under a constant 15mm Head of Water

52

Litres per minute tested under a constant 120mm Head of Water

1½" Shower Traps with Top Access



70mm x 25mm Water Seal Trap with Top Access: 85mm CP Stainless Steel Mushroom Flange with 1½" BS EN 1329-1:2000 solvent weld outlet socket. Overall height 50mm

Code **ST70SS85**

■ Only suitable for shower trays with a 70mm waste outlet

Standard Waste with grid to suit tray with maximum thickness of 22mm



White Plastic
STW70WH
STW85WH



CP Plastic
STW70CP
STW85CP



CP Brass
STW70CPB
STW85CPB



GP Plastic
STW70GP
STW85GP

Long Waste with grid to suit tray with maximum thickness of 29mm



White Plastic
STW85WHL




CP Plastic
STW70CPL
STW85CPL

Grid only



White Plastic
STWGR-WH



CP Plastic
STWGR-CP

Standard Locking Nut to suit tray with maximum thickness of 22mm



White Plastic
STW70LN
STW85LN

Long Locking Nut to suit tray with maximum thickness of 29mm



White Plastic
STW70LNL
STW85LNL

Mushroom Flange




White Plastic
STW70WHM
STW85WHM



CP Stainless Steel
STW70SSM
STW85SSM

Trap Washers, Bath and Shower Trap Accessories




1¼"	1½"	2"
Code	Code	Code
Trap Inlet		
RW1	RW2	RW3




Multifit Rubber Olive		
RWM1	RWM2	RWM3




Multifit Plastic Friction Washer		
Blue	Red	Green
PWM1	PWM2	PWM3



Rubber Washer	
For A10 CUP	ARW10
For C10 CUP	CRW10
For E10 CUP	RW3




Rubber Seal to suit ST90 dip tube
P-RW-STW90




Rubber 'O' Ring Seal to suit STW dip tube
P-OR-SHOWERTRP



Dip Tube to suit STW trap
19mm water seal
STW19-TUBE
50mm water seal
STW50-TUBE
80mm water seal
STW80-TUBE



110mm CP Plastic Flange to suit ST90CP10-70, ST90CB10-70 and ST90WH10-70 traps
ST90MECPTOP+SUPP



HC2650UK Extension Kit will lower the HC2650UK trap waste outlet position in a bath which has a thicker reinforced base board or frame
HC2650-EXT-KIT