



Solutions to
Shape the World™



Welcome to our family of brands

UK plumbing and
heating product guide
February 2021



Speedfit®



SharkBite®



Reliance®
VALVES



Contents

To view our complete range of products and solutions, use our **fully interactive index** to navigate.

Introduction

| | |
|-----------------------|---|
| One family of brands | 4 |
| One complete solution | 6 |

JG Speedfit

| | |
|--|----|
| Overview | 8 |
| Plastic fittings | 10 |
| DZR brass fittings | 12 |
| Fittings accessories | 13 |
| Pipe | 14 |
| Pipe accessories | 15 |
| Plastic valves | 16 |
| DZR brass valves | 17 |
| Chrome plated valves | 17 |
| Radiator valves & outlet plates | 17 |
| Valve accessories | 17 |
| Reliance Valves with JG Speedfit connections | 18 |
| Braided flexible tap connectors | 20 |
| White flexible tap connectors | 21 |
| Cold water service fittings | 22 |
| Display stands | 24 |

| | |
|----------------------------|-----------|
| Pre-packed products | 26 |
| Fittings & valves | 26 |
| Pipe & accessories | 29 |

SharkBite

| | |
|--|----|
| Overview | 30 |
| DZR brass fittings | 32 |
| DZR brass valves | 34 |
| Flexible tap connectors | 35 |
| Accessories | 35 |
| Reliance Valves with SharkBite connections | 36 |

NEW

Reliance Valves

| | |
|--|-----------|
| Overview | 38 |
| Temperature Control | 40 |
| Thermostatic mixing valves | 42 |
| Group mixing valves | 44 |
| Tempering valves | 44 |
| Balancing & blending valves | 45 |
| Service kits & spares | 46 |
| Flow Control | 48 |
| Pressure reducing valves | 50 |
| Gauges & cartridges | 53 |
| Ball valves | 54 |
| Isolating valves, strainers & manifolds | 55 |
| Check valves | 57 |
| Water meters | 58 |
| Combination & Specialist Valves | 60 |
| Combination valves | 62 |
| Backflow prevention valves | 63 |
| Leak protection valves | 64 |
| Bathroom valves | 64 |
| Spares | 65 |

| | |
|---------------------------------------|-----------|
| Heating Ancillaries | 66 |
| Heating system pressure relief valves | 68 |
| Potable water pressure relief valves | 70 |
| Pressure & temperature relief valves | 72 |
| Tundishes | 74 |
| Expansion vessels | 74 |
| Expansion vessels | 76 |
| Shock arrestors | 77 |
| Circulation control | 77 |
| Manifolds & filling loops | 78 |
| Prepared kits | 79 |
| Zone valves & wiring centres | 80 |
| Anti-vacuum valves & air vents | 80 |
| Thermostats | 81 |

Underfloor Heating

| | |
|---------------------------|----|
| Overview | 82 |
| Manifolds & control packs | 84 |
| Fixing systems | 84 |
| Piping accessories | 85 |
| Service kits & spares | 85 |
| JG Aura wireless range | 86 |
| JG Aura App | 86 |
| JG Aura 230v range | 87 |
| Single room packs | 87 |

Key information

| | |
|-----------------------|----|
| Conditions of sale | 88 |
| Technical information | 88 |
| Orders & enquiries | 88 |
| Technical support | 88 |

One family of brands

RWC and its family of brands develop safe, sustainable and efficient solutions through a range of engineered and innovative products.

JG Speedfit, SharkBite and Reliance Valves offer a complete range of pipes, fittings and valves. They're designed to integrate, from boiler to point of use within the modern built environment.



One complete solution

By harnessing our plastic and metal push-fit technology and world-leading water control valves, installers can be more efficient than ever before with a complete behind the wall plumbing solution from a single trusted manufacturer. But that's not all, we also have a wide range of energy-efficient and easy to fit underfloor heating solutions. From new build to repair, maintenance and renovation work, we've got everything you need to complete your job in no time.



Plastic push-fit system

JG Speedfit's unique multi-seal technology provides fast, simple and secure connections that dramatically reduce the installation time of plumbing and heating systems when compared to traditional methods. Our products are fitted and dismantled without using tools and are suitable for hot and cold water applications and central heating systems.



Brass push-fit fittings

By combining SharkBite and Speedfit you can now plumb an entire house using our push-fit technology. Designed to withstand high temperature and pressure, SharkBite quickly, easily and safely connects copper pipes directly to the boiler and integrates seamlessly with Speedfit for a complete behind the wall plumbing and heating system from one trusted manufacturer.



Water control valves

Reliance Valves specialise in water pressure, temperature and thermostatic mixing valves that protect and safeguard hot and cold water systems, while creating safe and comfortable homes and workspaces. Offering precise control of the delivery of water throughout domestic and commercial buildings, our valves come with a variety of end connections.



Push-fit underfloor heating solutions

JG Underfloor provides ultimate comfort and efficiency. Incorporating Speedfit technology, our wide range of underfloor heating solutions are fast and simple to install. And with JG Aura you also get stylish, easy to programme, smart heating controls. Underpinning our solution is an unrivalled support package from a free CAD and estimate service to onsite technical support for new installations.



The world-leading plastic push-fit plumbing and heating system

Complete your installation in no time with JG Speedfit's wide range of fittings, pipe, tap connectors and service valves. Fast and simple to install, Speedfit creates a strong and reliable connection using a perfect blend of push-fit and multi-seal technology.

Fitted and demounted without using tools, Speedfit fittings are compatible with copper or plastic pipe and come

with a 50-year guarantee* as standard. We also offer a range of flexible plastic pipe in a variety of coils and straight lengths, which makes cabling in less accessible areas easier and reduces the number of joints or fittings needed. With push-fit tap connectors and service valves, installing and servicing fixtures and appliances is quick and easy too.



*Available on our core range of fittings and pipe. Details of products included can be found online.

Features

- Instant push-fit connection and flexible pipe
- Collet with stainless steel teeth firmly grips pipe
- Dual O-Rings give a permanent leak-proof seal
- Twist and Lock increases the O-ring seal – a unique feature of JG Speedfit
- Lead free and non-toxic
- Corrosion free and no scale build up

Benefits

- High performance and durable solution
- Install, demount and refit in seconds without tools
- Safe, flame-free installation, with no hot works
- Less labour intensive, especially in tight spaces
- Less joints, less leaks, less call backs
- Safer cooler surface temperature

Twist & Lock fittings

Equal Straight Connector



| Part number | Size mm | Bag qty | Sml box | Lrg box |
|-------------|---------|---------|---------|---------|
| PEM0410W | 10 | 10 | 150 | |
| PEM0415W | 15 | 10 | 60 | 400 |
| PEM0422W | 22 | 5 | 30 | 200 |
| PEM0428W | 28 | 2 | 10 | |

Safely and securely connects two pipes of equal sizes

Reducing Straight Connector



| Part number | Size mm | Bag qty | Box qty |
|-------------|---------|---------|---------|
| PEM201510W | 15 x 10 | 10 | 80 |
| PEM202215W | 22 x 15 | 5 | 40 |

Safely and securely connects two unequal metric pipe sizes

Reducer



| Part number | Size mm | Bag qty | Sml box | Lrg box |
|-------------|---------|---------|---------|---------|
| PEM061510W | 15 x 10 | 10 | 150 | 1000 |
| PEM062215W | 22 x 15 | 10 | 70 | |
| PEM062815W | 28 x 15 | 5 | 40 | |
| PEM062822W | 28 x 22 | 5 | 30 | |

Fast and securely connects two Speedfit fittings to reduce a line size

Equal Elbow



| Part number | Size mm | Bag qty | Sml box | Lrg box |
|-------------|---------|---------|---------|---------|
| PEM0310W | 10 | 10 | 150 | 1000 |
| PEM0315W | 15 | 10 | 50 | 400 |
| PEM0322W | 22 | 5 | 25 | 150 |
| PEM0328W | 28 | 2 | 10 | |

Fast and reliably connects equally sized pipe to form a 90° pipe bend

Reducing Elbow



| Part number | Size mm | Bag qty | Box qty |
|-------------|---------|---------|---------|
| PEM211510W | 15 x 10 | 10 | 50 |
| PEM212215W | 22 x 15 | 5 | 40 |

Fast and reliably connects unequal pipe sizes to form a 90° pipe bend

135° Stem Elbow



| Part number | Size mm | Bag qty | Box qty |
|-------------|---------|---------|---------|
| PEM571515W | 15 | 10 | 80 |
| PEM572222W | 22 | 5 | 30 |

Easily connects two Speedfit fittings of equal size to create a cross-over type connection

Stem Elbow



| Part number | Pipe mm | Stem mm | Bag qty | Sml box | Lrg box |
|-------------|---------|---------|---------|---------|---------|
| PEM221010W | 10 | 10 | 10 | 200 | |
| PEM221015W | 10 | 15 | 10 | 150 | |
| PEM221515W | 15 | 15 | 10 | 80 | 500 |
| PEM222222W | 22 | 22 | 5 | 30 | |

Provides a swivel type connection. Note: A Collet Cover cannot be used on a Speedfit end assembled with the stem of a 22mm Stem Elbow.

Equal Tee



| Part number | Size mm | Bag qty | Sml box | Lrg box |
|-------------|---------|---------|---------|---------|
| PEM0210W | 10 | 10 | 100 | |
| PEM0215W | 15 | 5 | 40 | 250 |
| PEM0222W | 22 | 5 | 15 | 100 |
| PEM0228W | 28 | 2 | 8 | |

Safely and securely connects three pipes of equal size

Reducing Tee



| Part number | Size mm | Bag qty | Sml box | Lrg box |
|-------------|--------------|---------|---------|---------|
| PEM3015BW | 15 x 10 x 10 | 10 | 60 | |
| PEM3015AW | 15 x 15 x 10 | 5 | 40 | |
| PEM3022CW | 15 x 15 x 22 | 5 | 25 | |
| PEM3022BW | 22 x 15 x 15 | 5 | 25 | 150 |
| PEM3022DW | 22 x 15 x 22 | 5 | 15 | 150 |
| PEM302210AW | 22 x 22 x 10 | 5 | 20 | |
| PEM3022AW | 22 x 22 x 15 | 5 | 15 | 150 |
| PEM3028BW | 28 x 22 x 22 | 2 | 10 | |
| PEM3028DW | 28 x 22 x 28 | 2 | 10 | |
| PEM302810AW | 28 x 28 x 10 | 2 | 10 | |
| PEM302815AW | 28 x 28 x 15 | 2 | 10 | |
| PEM3028AW | 28 x 28 x 22 | 2 | 10 | |

Safely and securely connects three pipes of unequal size

Stem Tee



| Part number | Size mm | Bag qty | Box qty |
|-------------|--------------|---------|---------|
| PEM532210W | 22 x 22 x 10 | 5 | 30 |
| PEM532215W | 22 x 22 x 15 | 5 | 25 |

Safely and securely connects Speedfit fittings directly onto a tee to create a swivel ended connection

Straight Tap Connector



| Part number | Size mm x bsp | Bag qty | Box qty |
|-------------|---------------|---------|---------|
| PEMSTC1014 | 10 x 1/2" | 10 | 150 |
| PEMSTC1514 | 15 x 1/2" | 5 | 50 |
| PEMSTC1516 | 15 x 3/4" | 5 | 50 |
| PEMSTC2216 | 22 x 3/4" | 5 | 40 |

With brass swivel nut and sealing washer. For torque information please see our Technical Checklist section.

Simply connects pipework to a tap without tools (hand-tighten to tap)

Twist & Lock fittings are indicated by this mark

Twist & Lock technology

- Grip & Seal cartridge with stainless steel teeth and main O-Ring seal
- Twist & Lock mechanism secures fitting and adds compression
- Compatible with hot & cold water and central heating systems, unless stated otherwise
- Suitable for use with plastic or copper pipe

Bent Tap Connector



| Part number | Size mm x bsp | Bag qty | Box qty |
|-------------|---------------|---------|---------|
| PEMBTC1014 | 10 x 1/2" | 10 | 150 |
| PEMBTC1514 | 15 x 1/2" | 5 | 50 |

With brass swivel nut and sealing washer. For torque figures see Technical Checklist.

Pipe Repair Kit



| Part number | Size mm | Bag qty | Box qty |
|-------------|---------|---------|---------|
| 15RKP | 15 | 1 | 80 |
| 22RKP | 22 | 1 | 50 |

Provides a simple way of repair on a rigid pipe run. Remove a damaged section of pipe and replace with a repair kit.

Slip Tee Connector



| Part number | Size mm | Bag qty | Box qty |
|-------------|---------|---------|---------|
| 15TKP | 15 | 1 | 80 |
| 22TKP | 22 | 1 | 40 |

Provides a simple way to break into an existing pipe run. Efficiently repair and replace leaking pipework with this fully adjustable tee type fitting

Wing Back Elbow



| Part number | Size mm x bsp | Bag qty | Box qty |
|-------------|---------------|---------|---------|
| UGPWBI514 | 15 x 1/2" | 1 | 150 |

Cold water only. For quick and secure installation of Bib style taps

Standard fittings

Female Coupler - Tap Connector



| Part number | Size mm x bsp | Bag qty | Sml box | Lrg box |
|-------------|---------------|---------|---------|---------|
| PSE3210W | 10 x 1/2" | 10 | 150 | |
| PSE3201W | 15 x 1/2" | 10 | 100 | 600 |
| PSE3203W | 15 x 3/4" | 5 | 70 | |
| PSE3202W | 22 x 3/4" | 5 | 50 | 400 |

Requires hand tightening only. Note: Plastic threads are not as strong as metal threads. For torque figures see Technical Checklist.

Stop End



| Part number | Size mm | Bag qty | Sml box | Lrg box |
|-------------|---------|---------|---------|---------|
| PSE4610W | 10 | 10 | 300 | |
| PSE4615W | 15 | 10 | 200 | 1000 |
| PSE4622W | 22 | 5 | 80 | 500 |
| PSE4628W | 28 | 5 | 50 | |

Safely and easily caps off pipework for a temporary or permanent installation

Tank Connector



| Part number | Size mm | Bag qty | Box qty |
|-------------|---------|---------|---------|
| CM0715S | 15 | 10 | 60 |
| CM0722S | 22 | 5 | 20 |
| CM0728S | 28 | 1 | 10 |

Requires hand tightening only. Maximum wall thickness of tank = 4mm. Suitable for cold water tanks only.

Plastic Back Plate Elbow



| Part number | Size mm x bsp | Bag qty | Box qty |
|-------------|---------------|---------|---------|
| 15PWB | 15 x 1/2" | 1 | 25 |

Hot and cold water only, 65°C maximum. Protect from sunlight and frost. For quick and secure installation of FBSP type 90° connections (with wall plate fixing)

4 Port Rail Manifold



| Part number | Size mm | Bag qty | Box qty |
|-------------|---------|---------|---------|
| SFM522210E | 22 x 10 | 10 | 30 |
| SFM522215E | 22 x 15 | 10 | 30 |

Centralises supply and distributes to four different outlet feeds

4-Way Manifold



| Part number | Size mm | Bag qty | Box qty |
|-------------|---------|---------|---------|
| SFM512210E | 22 x 10 | 5 | 30 |

Easily splits a supply to four different outlet feeds

2-Way Divider



| Part number | Size mm | Bag qty | Box qty |
|-------------|---------|---------|---------|
| CM2315W | 15 | 5 | 50 |

Hot and cold water only, 65°C maximum. Not suitable for central heating systems. Easily splits a supply to two separate outlet feeds

Plug



| Part number | Size mm | Bag qty | Box qty |
|-------------|---------|---------|---------|
| PL10 | 10 | 10 | 500 |
| PL15 | 15 | 10 | 250 |
| PL22 | 22 | 10 | 100 |
| PL28 | 28 | 10 | 50 |

Safely plug a connection port on a Speedfit fitting, when not required


Standard fittings are indicated by this mark

Standard technology

- Grip & Seal cartridge with stainless steel teeth and main O-Ring seal
- Compatible with hot & cold water and central heating systems, unless stated otherwise
- Suitable for use with plastic or copper pipe

Standard fittings

Bulkhead Elbow



| Part number | Size mm x bsp | Bag qty | Box qty |
|-------------|---------------|---------|---------|
| CM551516W | 15mm x 3/4" | 5 | 25 |

Not suitable for central heating systems.
Hot and cold water only, 65°C maximum.
For safe and secure through wall pipe connections.

Conversion Connector



| Part number | Size inch x mm | Bag qty | Box qty |
|-------------|----------------|---------|---------|
| NC471 | 1/2" id x 15mm | 5 | 500 |
| NC2324 | 3/4" id x 22mm | 5 | 30 |

Quickly and easily converts metric to imperial pipe sizes.

Slip Connector



| Part number | Size mm | Bag qty | Box qty |
|-------------|---------|---------|---------|
| CM-SC-15S | 15 | 10 | 60 |

Not suitable for central heating systems.
Hot and Cold water only, 65°C maximum.
Repairs damaged pipe easily, particularly in confined spaces, slip end allows flexible adjustment.

Hose Connector



| Part number | Size mm x inch | Pack qty |
|-------------|----------------|----------|
| NC448 | 15mm x 1/2" | 1000 |
| NC473 | 22mm x 3/4" | 400 |
| NC737 | 22mm x 1/2" | 500 |

Not suitable for central heating systems.
Hot and Cold water only, 65°C maximum.
Easy to connect push-fit hose connection adaptor.

Unequal Straight Connector



| Part number | Size mm x inch | Bag qty | Box qty |
|-------------|----------------|---------|---------|
| NC2511 | 15mm x 3/8" | 10 | 100 |

Not suitable for central heating systems.
Hot and Cold water only, 65°C maximum.
Safely and securely connects metric to imperial pipe

DZR brass fittings

Male Coupler



| Part number | Size mm x bspt | Bag qty | Box qty |
|-------------|------------------|---------|---------|
| MW011504N | 15mm x 1/2" BSPT | 5 | 100 |
| MW012206N | 22mm x 3/4" BSPT | 5 | 50 |
| MW012808N | 28mm x 1" BSPT | 5 | 20 |

A durable brass adaptor for connecting Metric to FBSP type fittings

| Part number | Size mm x bsp | Bag qty | Box qty |
|-------------|-----------------|---------|---------|
| 10MC(1/2) | 10mm x 1/2" BSP | 5 | 100 |
| 15MC(1/2) | 15mm x 1/2" BSP | 5 | 100 |
| 22MC(3/4) | 22mm x 3/4" BSP | 5 | 50 |
| MW012818N | 28mm x 1" BSP | 5 | 20 |

A durable brass adaptor for connecting Metric to FBSP type fittings

Female Coupler



| Part number | Size mm x bsp | Bag qty | Box qty |
|-------------|---------------|---------|---------|
| MW451514N | 15 x 1/2" | 5 | 50 |
| MW452216N | 22 x 3/4" | 5 | 50 |

A durable brass adaptor for connecting Metric to MBSP type fittings

Back Plate Elbow



| Part number | Size mm x bsp | Bag qty | Box qty |
|-------------|---------------|---------|---------|
| 15WB | 15 x 1/2" | 1 | 20 |
| 22WB | 22 x 3/4" | 1 | 10 |

Short version

| Part number | Size mm x bsp | Bag qty | Box qty |
|-------------|---------------|---------|---------|
| 15WB2 | 15 x 1/2" | 1 | 25 |

Hard-wearing Speedfit to FBSP 90° connector and integrated back plate (Ideal for Bib taps)

Male Stem Adaptor



| Part number | Size mm x bspt | Bag qty | Box qty |
|-------------|----------------|---------|---------|
| MW051504N | 15 x 1/2" | 5 | 100 |
| MW052206N | 22 x 3/4" | 5 | 50 |
| MW052818N | 28 x 1" BSP | 10 | 20 |

Easily converts a Speedfit connection to a MBSP type

Female Stem Adaptor



| Part number | Size mm x bsp | Bag qty | Box qty |
|-------------|---------------|---------|---------|
| MW501514N | 15 x 1/2" | 5 | 50 |
| MW502216N | 22 x 3/4" | 5 | 50 |

Easily converts a Speedfit connection to a FBSP type

Female Cylinder Adaptor



| Part number | Size mm x bsp | Bag qty | Box qty |
|-------------|---------------|---------|---------|
| 22CFA | 22 x 1" | 5 | 50 |

Durable brass Speedfit to FBSP cylinder connector

Standard technology

- Grip & Seal cartridge with stainless steel teeth and main O-Ring seal
- Compatible with hot & cold water and central heating systems, unless stated otherwise
- Suitable for use with plastic or copper pipe

Male Cylinder Adaptor



| Part number | Size mm x bsp | Bag qty | Box qty |
|-------------|---------------|---------|---------|
| 22CMA | 22 x 1" | 5 | 50 |

Durable brass Speedfit to FBSP cylinder connector.

Fittings accessories

Collets



| Part number | Size mm | Pack qty |
|-------------|---------|----------|
|-------------|---------|----------|

For PKM Fittings

| | | |
|-------|----|----|
| PXC10 | 10 | 20 |
| PXC15 | 15 | 20 |
| SPF22 | 22 | 20 |

For PEM Fittings

| | | |
|-------|----|----|
| PXC10 | 10 | 20 |
| PXC15 | 15 | 20 |
| PXC22 | 22 | 20 |

Suitable for hot and cold water and central heating systems.

Collet Locking Clip



| Part number | Size mm | Bag qty | Box qty |
|-------------|---------|---------|---------|
|-------------|---------|---------|---------|

Grey

| | | | |
|---------|----|-----|------|
| CM1810S | 10 | 100 | 2000 |
| CM1815S | 15 | 100 | 1000 |
| CM1822S | 22 | 100 | 1000 |

White

| | | | |
|---------|----|-----|------|
| CM1810W | 10 | 100 | 2000 |
| CM1815W | 15 | 100 | 1000 |
| CM1822W | 22 | 100 | 1000 |

Red

| | | | |
|---------|----|-----|------|
| CM1810R | 10 | 100 | 2000 |
| CM1815R | 15 | 100 | 1000 |
| CM1822R | 22 | 100 | 1000 |

Blue

| | | | |
|---------|----|-----|------|
| CM1810B | 10 | 100 | 2000 |
| CM1815B | 15 | 100 | 1000 |
| CM1822B | 22 | 100 | 1000 |

White and grey collet clips prevent accidental release of pipe from standard fittings. Red and blue clips provide colour coding of pipe, they should not be used to prevent accidental release of pipe.

Suitable for hot and cold water and central heating systems.

Release Aid




| Part number | Size mm | Bag qty | Box qty |
|-------------|---------|---------|---------|
|-------------|---------|---------|---------|

| | | | |
|------|----|----|-----|
| 10RA | 10 | 10 | 500 |
| 15RA | 15 | 10 | 500 |
| 22RA | 22 | 10 | 400 |
| 28RA | 28 | 10 | 300 |

Quickly and easily demount pipework from a Speedfit fitting.
Provides a firmer grip on the collet demounting pipe.

Collet Cover



| Part number | Size mm | Bag qty | Sml box | Lrg box |
|-------------|---------|---------|---------|---------|
|-------------|---------|---------|---------|---------|

| | | | | |
|----------|----|-----|-----|------|
| PKM1910W | 10 | 100 | 500 | |
| PKM1910R | 10 | 100 | 500 | |
| PKM1910B | 10 | 100 | 500 | |
| AM1915W | 15 | 100 | 400 | 4000 |
| PM1915R | 15 | 100 | 400 | |
| PM1915B | 15 | 100 | 400 | |
| AM1922W | 22 | 50 | 200 | 2000 |
| PM1922R | 22 | 50 | 200 | |
| PM1922B | 22 | 50 | 200 | |

Available in white, red or blue.
Peace of mind protection from accidental pipe disconnection (colour coded to identify supply).
Suitable for hot and cold water and central heating systems.

EPDM O-Ring



| Part number | Size mm | Pack qty |
|-------------|---------|----------|
|-------------|---------|----------|

| | | |
|--------|----|----|
| 10 EPR | 10 | 20 |
| 15 EPR | 15 | 20 |
| 22 EPR | 22 | 20 |
| 28 EPR | 28 | 20 |

Durable replacement seal for Speedfit fittings.
Suitable for hot and cold water and central heating systems.

Thread Washer



| Part number | Size inch | Pack qty |
|-------------|-----------|----------|
|-------------|-----------|----------|

| | | |
|---------|------|----|
| 1/2 EPW | 1/2" | 20 |
| 3/4 EPW | 3/4" | 20 |

For use with Female Coupler/Tap Connector.
Part No. PSE3210W, PSE3201W, PSE3202W & PSE3203W
Durable replacement thread seal for Speedfit tap connectors and FBSP fittings.
Suitable for hot and cold water and central heating systems.

Pipe

Layflat Pipe



Easy to handle **Ultra flexible**

| Part number | Size mm x m | Pack qty | Box qty |
|-------------|-------------|----------|---------|
| 10BPB-25C | 10 x 25 | 1 | |
| 10BPB-50C | 10 x 50 | 1 | |
| 10BPB-100C | 10 x 100 | 1 | |
| 15BPB-25C | 15 x 25 | 1 | 8 |
| 15BPB-50C | 15 x 50 | 1 | 6 |
| 15BPB-85C | 15 x 85 | 1 | 10 |
| 15BPB-100C | 15 x 100 | 1 | 4 |
| 15BPB-120C | 15 x 120 | 1 | 4 |
| 15BPB-150C | 15 x 150 | 1 | 3 |
| 15BPB-300C | 15 x 300 | 1 | |
| 22BPB-25C | 22 x 25 | 1 | 6 |
| 22BPB-50C | 22 x 50 | 1 | 4 |
| 28BPB-50C | 28 x 50 | 1 | |

Coils: The pipe is made from a soft material with little memory ensuring a flexible system. It has an inner barrier to stop the ingress of air. British Gas accepted for water pipe in vented and sealed central heating systems. Easy to handle and ideal for cabling through joists. Lightweight polybutylene material for extra flexibility.

White PEX Barrier Pipe (coils)



| Part number | Size mm x m | Pack qty | Box qty |
|-------------|-------------|----------|---------|
| 10BPEX-25C | 10 x 25 | 1 | 20 |
| 10BPEX-50C | 10 x 50 | 1 | 10 |
| 10BPEX-100C | 10 x 100 | 1 | 6 |
| 15BPEX-25C | 15 x 25 | 1 | 8 |
| 15BPEX-50C | 15 x 50 | 1 | 5 |
| 15BPEX-100C | 15 x 100 | 1 | 5 |
| 15BPEX-120C | 15 x 120 | 1 | 5 |
| 15BPEX-150C | 15 x 150 | 1 | 4 |
| 22BPEX-25C | 22 x 25 | 1 | 8 |
| 22BPEX-50C | 22 x 50 | 1 | 5 |

British Gas accepted for water pipe in vented and sealed central heating systems.

White PEX Barrier Pipe (lengths)



| Part number | Size mm x m | Pack qty |
|---------------|-------------|----------|
| 15BPEX-20X2L | 15 x 2 | 20 |
| 15BPEX-20X3L | 15 x 3 | 20 |
| 15BPEX-20X6L | 15 x 6 | 20 |
| 22BPEX-20X2L | 22 x 2 | 20 |
| 22BPEX-20X3L | 22 x 3 | 20 |
| 22BPEX-20X6L | 22 x 6 | 20 |
| 28BPEX-10X3L | 28 x 3 | 10 |
| *28BPEX-10X6L | 28 x 6 | 10 |

* By special order only. Lightweight PEX Barrier pipe material. Suitable for hot and cold water and central heating systems.

Red & Blue PEX Barrier Pipe (lengths)



| Part number | Size mm x m | Pack qty |
|----------------|-------------|----------|
| 15BPEX-20X6L-R | 15 x 6 | 20 |
| 22BPEX-20X6L-R | 22 x 6 | 20 |
| 15BPEX-20X6L-B | 15 x 6 | 20 |
| 22BPEX-20X6L-B | 22 x 6 | 20 |

The pipe has an inner barrier to stop the ingress of air. Lightweight PEX Barrier pipe material. Suitable for hot and cold water and central heating systems

White Pipe In Pipe



| Part number | Size mm x m | Pack qty |
|-------------|-------------|----------|
| 15PIP-50C-E | 15 x 50 | 1 |
| 22PIP-50C-E | 22 x 50 | 1 |

Lightweight plastic pipe protected with pre-fitted conduit. Suitable for hot and cold water and central heating systems

Conduit Pipe



| Part number | Size mm x m | Pack qty |
|--------------|-------------|----------|
| Black | | |
| 15BLKCON-25C | 15 x 25 | 1 |
| 15BLKCON-50C | 15 x 50 | 1 |
| 22BLKCON-25C | 22 x 25 | 1 |
| 22BLKCON-50C | 22 x 50 | 1 |
| Red | | |
| 15REDCON-50C | 15 x 50 | 1 |
| 22REDCON-50C | 22 x 50 | 1 |
| Blue | | |
| 15BLUCON-50C | 15 x 50 | 1 |
| 22BLUCON-50C | 22 x 50 | 1 |

Colour coded for easy identification of service type

Pipe accessories


Pipe Insert



| Part number | Size mm | Bag qty | Sml box | Lrg box |
|-------------|---------|---------|---------|---------|
| TSM10N | 10 | 50 | 1000 | 20000 |
| TSM15N | 15 | 50 | 500 | 5000 |
| TSM22N | 22 | 25 | 250 | 2000 |
| TSM28N | 28 | 10 | 150 | 1000 |

To be used when connecting Speedfit Pipe to a compression fitting or fitting from another manufacturer. Suitable for hot and cold water and central heating systems


Superseal Pipe Insert



| Part number | Size mm | Bag qty | Sml box | Lrg box |
|-------------|---------|---------|---------|---------|
| STS10 | 10 | 50 | 1000 | 12500 |
| STS15 | 15 | 50 | 500 | 5000 |
| STS22 | 22 | 25 | 250 | 2000 |
| STS28 | 28 | 10 | 150 | 1000 |

Only to be used with Speedfit Pipe and Speedfit fittings together, to give enhanced sealing. Creates a rigid connection and enhanced double seal when fitting a Speedfit pipe to a Speedfit fitting. Suitable for hot and cold water and central heating systems.

Pipe Clips & Spacers



| Part number | Size mm | Bag qty | Box qty |
|--------------|---------|---------|---------|
| White | | | |
| PC15W | 15 | 50 | 200 |
| PC22W | 22 | 50 | 100 |
| PC28W | 28 | 20 | 80 |
| PC5W | 50 | 50 | 400 |
| Red | | | |
| PC15R | 15 | 50 | 200 |
| PC22R | 22 | 50 | 100 |
| PC28R | 28 | 20 | 80 |
| Blue | | | |
| PC15B | 15 | 50 | 200 |
| PC22B | 22 | 50 | 100 |
| PC28B | 28 | 20 | 80 |

Ensures pipework is securely held. Spacer allows for larger fittings/valves to be clipped back correctly. Suitable for hot and cold or central heating pipework.

Nail Clip



| Part number | Size mm | Pack qty | Box qty |
|-------------|---------|----------|---------|
| NPC10 | 10 | 50 | 1000 |
| NPC15 | 15 | 50 | 400 |
| NPC22 | 22 | 50 | 250 |
| NPC28 | 28 | 20 | 200 |

Quickly and securely supports pipework (easy to retrofit). Suitable for hot and cold or central heating pipework.

Conduit Elbow



| Part number | Size mm | Bag qty | Pack qty |
|-------------|--------------------|---------|----------|
| CONELB | Fits 10, 15 & 22mm | 10 | 70 |

Used in conjunction with conduit, allowing the conduit to be terminated & the pipe within to transition at a 90 bend

Cold Forming Bend



| Part number | Size mm | Pack qty | Box qty |
|-------------|---------|----------|---------|
| 10CFB | 10 | 10 | 200 |
| 22CFB | 22 | 20 | 10 |

Creates a tighter, fixed bend than the minimum unsupported plastic pipe allows.

Foil Tape



| Part number | Size mm x m | Pack qty |
|-------------|-------------|----------|
| JGTAPE | 50 x 45 | 8 |

Tough and versatile metallic tape that meets NHBC requirements for concealed in-wall piping.


Pipe Cutter



| Part number | Pack qty | Box qty |
|-------------|----------|---------|
| JG-TS | 1 | 60 |

Precisely cuts barrier pipe up to 22mm creating a clean, square pipe end for pipe insertion.

Heavy Duty Pipe Cutter



| Part number | Pack qty | Box qty |
|-------------|----------|---------|
| JGHDC | 1 | 20 |

Precisely cuts barrier pipe up to 22mm creating a clean, square pipe end for pipe insertion.

JG Speedfit Insert Guidance

When connecting SharkBite Brass to Speedfit Pipe a standard Speedfit Insert (TSM) should be used. Speedfit Superseal Inserts (STS) should not be used.

Standard valves

Stop Valve



| Part number | Size mm | Bag qty | Box qty |
|-------------|---------|---------|---------|
| 15STV/2 | 15 | 1 | 15 |
| 22STV/2 | 22 | 1 | 8 |

Not suitable for central heating systems.
Hot and Cold water only, 65°C maximum.
Slimline 1/4 turn shut off valve for emergency isolation to appliances.
Quick to connect screw down mains stop valve.

Appliance Tap



| Part number | Size mm x bsp | Bag qty | Box qty |
|-------------|---------------|---------|---------|
| 15APT | 15 x 3/4" | 5 | 40 |

Not suitable for central heating systems.
Hot and Cold water only, 65°C maximum.
For maximum torque figures on plastic thread, please see Technical Checklist.
Quickly connects an appliance to the supply with integrated 1/4 turn shut off valve.

Appliance Tee



| Part number | Size mm x bsp | Bag qty | Box qty |
|-------------|---------------|---------|---------|
| 15APT2 | 15 x 3/4" | 5 | 30 |

Not suitable for central heating systems.
Hot and Cold water only, 65°C maximum.
For maximum torque figures on plastic thread, please see Technical Checklist.
Quickly connects an appliance to the supply with integrated 1/4 turn shut off valve.

New: Tool-free Service Valve with Tap Connector



| Part number | Size mm x bsp | Bag qty | Box qty |
|--------------|---------------|---------|---------|
| 15SVBTC-01-W | 15mm X 1/2" | 5 | 50 |
| 15SVSTC-01-W | 15mm X 1/2" | 5 | 50 |

Not suitable for central heating systems.
Quickly connects a 90 degree supply feed to an outlet - With integrated tool-less handle to open/close the service valve.

Emergency Shut Off Tap



| Part number | Size mm | Bag qty | Box qty |
|-------------|---------|---------|---------|
| 15ESOT | 15 | 5 | 40 |

Not suitable for central heating systems.
Hot and Cold water only, 65°C maximum.
Slimline 1/4 turn shut off valve for emergency isolation to appliances.

Angle Stop Valve



| Part number | Size mm x inch | Bag qty | Box qty |
|-------------|----------------|---------|---------|
| ASV3 | 15 x 1/4" | 1 | 30 |
| ASV4 | 15 x 3/8" | 1 | 25 |

Not suitable for central heating systems.
Hot and Cold water only, 65°C maximum.
Provides an inline connection with shut off and check valve protection for the easy installation of water coolers, filtration equipment and vending machines.

Ball Valve



| Part number | Size mm | Bag qty | Box qty |
|-------------|---------|---------|---------|
| 15SV-H | 15 | 1 | 40 |
| 22SV-H | 22 | 1 | 20 |

Not suitable for central heating systems.
Hot and Cold water only, 65°C maximum.
Each valve has red and blue indices.
Fast to connect inline service valve with isolation handle, allows isolation of the appliance for maintenance.

Double Check Valve



| Part number | Size mm | Bag qty | Box qty |
|-------------|---------|---------|---------|
| 15DCV | 15 | 5 | 50 |

Not suitable for central heating systems.
Hot and Cold water only, 65°C maximum.
One piece angled service valve and tap connector that limits backflow prevention.

Double Check Service Valve



| Part number | Size mm | Bag qty | Box qty |
|-------------|---------|---------|---------|
| 15DCSV | 15 | 1 | 20 |

Not suitable for central heating systems.
Hot and Cold water only, 65°C maximum.
Fast to connect double check valve for fluid category 3 backflow prevention with integrated isolation.

Service Valve



| Part number | Size mm | Bag qty | Box qty |
|-------------|---------|---------|---------|
| 15SV | 15 | 5 | 50 |
| 22SV | 22 | 5 | 25 |

Not suitable for central heating systems.
Hot and Cold water only, 65°C maximum.
Fast to connect inline service valve allows isolation of the appliance for maintenance.

Service Valve with Tap Connector



| Part number | Size mm x bsp | Bag qty | Box qty |
|-------------|---------------|---------|---------|
| 15SVSTC-W | 15 x 1/2" | 5 | 50 |

Not suitable for central heating systems.
Hot and Cold water only, 65°C maximum.
One piece service valve and tap connector that limits leak points.

Angle Service Valve with Tap Connector



| Part number | Size mm | Bag qty | Box qty |
|-------------|-----------|---------|---------|
| 15SVBTC-W | 15 x 1/2" | 5 | 50 |

Not suitable for central heating systems.
Hot and Cold water only, 65°C maximum.
One piece angled service valve and tap connector that limits leak points.

DZR brass valves

Service Valve



| Part number | Size mm | Bag qty | Box qty |
|-------------|---------|---------|---------|
| 15HSV-BRASS | 15 | 1 | 20 |

Durable brass service valve allows isolation of the appliance for maintenance.

Manifold



| Part number | Description | Size mm x bsp | Pck qty | Box qty |
|-------------|-------------|---------------|---------|---------|
| JGMAN2 | 2 Port | 3/4" x 15 | 1 | 30 |
| JGMAN3 | 3 Port | 3/4" x 15 | 1 | 25 |
| JGMAN4 | 4 Port | 3/4" x 15 | 1 | 20 |

Blanking plug supplied with each manifold.
Each manifold supplied with reversible red and blue discs
Not Suitable for central heating systems.

Stop Valve



| Part number | Size mm | Bag qty | Box qty |
|-------------|---------|---------|---------|
| 15BSC | 15 | 1 | 10 |

Not suitable for potable water.
Durable brass bodied screw-down mains stop valve.

Drain Cock



| Part number | Size mm | Bag qty | Box qty |
|-------------|---------|---------|---------|
| 15BDC | 15 | 5 | 50 |

Speedfit Drain Cocks cannot be used where collet covers are fitted. They can be used with a standard fitting fitted with a collet clip.
Stem ended drain off valve provides an ideal drain down point.

Chrome plated valves

Service Valve



| Part number | Size mm | Bag qty | Box qty |
|-------------|---------|---------|---------|
| 10HSV | 10 | 1 | 30 |
| 15HSV | 15 | 1 | 20 |
| 22HSV | 22 | 1 | 8 |

Chrome finished service valve allows isolation of the appliance for maintenance.


Service Valve with Tap Connector



| Part number | Size mm x bsp | Bag qty | Box qty |
|-------------|---------------|---------|---------|
| 15PSTV | 15 x 1/2" | 1 | 20 |

Chrome finished, one piece combined service valve and tap connector.

Ball Valve



| Part number | Size mm | Bag qty | Box qty |
|-------------|---------|---------|---------|
| 10BV | 10 | 1 | 30 |
| 15BV | 15 | 1 | 20 |
| 22BV | 22 | 1 | 15 |

Each valve has red and blue indices.
Chrome finished service valve with isolating handle allows isolation of the appliance for maintenance.

1/4 Turn Valves are indicated by this marker

These valves have been designed to allow temporary servicing of downstream equipment and must only be used in the fully open or fully closed position.
DO NOT use these valves:

- In a partially open position to control flow.
- To provide a permanent termination.
- Without tubing assembled or plugged (or threaded connections sealed).
- As a tap or "faucet".

Radiator valves & outlet plates

Thermostatic Radiator Valve



| Part number | Size mm | Pack qty | Box qty |
|-------------|---------|----------|---------|
| JGTHRAD15 | 15 | 1 | 10 |

Fast and easy to install radiator valve with adjustable head

Lockshield Radiator Valve



| Part number | Size mm | Pack qty | Box qty |
|-------------|---------|----------|---------|
| JGRAD15 | 15 | 1 | 20 |

Fast and easy to install radiator valve with tamperproof lockshield cap

Radiator Outlet Plate



| Part number | Bag qty | Box qty |
|-------------|---------|---------|
| JG-ROP | 1 | 25 |

Creates a neat outlet for 10mm supply pipes to a radiator.
To be used with single gang 25mm steel KO boxes to BS 4662, fitted with rubber grommet.

Valve accessories

Identity Discs



| Part number | Pack qty | Box qty |
|-------------|----------|---------|
| FLX-RED | 10 | 10 |
| FLX-BLU | 10 | 10 |

Not suitable for central heating.
Hot and cold water only, 6 Bar @ 65°C.
Fast and simple to install.

Standard technology

- Grip & Seal cartridge with stainless steel teeth and main O-Ring seal
- Compatible with hot & cold water and central heating systems, unless stated otherwise
- Suitable for use with plastic or copper pipe

Reliance Valves with JG Speedfit connections

Easifit® Thermostatic Mixing Valve



- Suitable for BREEAM projects as it operates as low as 1lpm (15mm) and 4lpm (22mm)
- Works in larger areas up to 10:1 pressure differential, rather than industry standard 5:1
- Viton seals, not EPDM, to significantly improve performance at higher temperatures
- Compact design for installation in tighter spaces (dimensions)
- Push-fit connections

| Part number | Model | Size |
|-------------|-------------------------------------|------|
| HEAT155010 | Insert with JG Speedfit connections | 15mm |




312 Compact Pressure Reducing Valve



- Drop tight valve - controls the pressure under flow and no-flow conditions
- One piece, easy to replace cartridge contains all working parts
- Integral strainer to protect the seat of the valve and is fully serviceable
- JG Speedfit push-fit connections for fast and simple installation and maintenance
- Installation flexibility - can be installed in any orientation
- Gauge ports located on either side of the base of the valve

Cold - For up to 16 bar and 45°C. Adjustable between 1.5 - 6.0 bar

| Part number | Description | Size |
|-------------|--|------|
| PRED312100 | 312 Compact PRV with JG Speedfit connections | 15mm |
| PRED312110 | 312 Compact PRV with JG Speedfit connections | 22mm |



Standard technology

- Grip & Seal cartridge with stainless steel teeth and main O-Ring seal
- Compatible with hot & cold water and central heating systems, unless stated otherwise
- Suitable for use with plastic or copper pipe

Automatic Air Vent



- Automatically vents trapped air from within a sealed heating system
- Saves time and cost when commissioning new heating systems
- Solid brass construction and heat resistant polypropylene float give long life and dependability
- Reduces call backs to rectify air locks, saving time and money
- JG Speedfit push-fit connections for fast and simple installations and maintenance

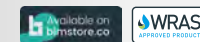
| Part number | Description | Size |
|-------------|--|------|
| AVEN300001 | Automatic Air Vent with JG Speedfit connection | 15mm |

Nickel Plated Ball Valve for Water



- Range of full bore ball valves
- PN25/PN40 FBSP variants available
- Not suitable for chilled water applications
- Easy to use lever handle with clear colouring to designate usage - red and blue for water

| Part number | Description | Size |
|-------------|---|------|
| BVAL400200 | Ball Valves with JG Speedfit connections (blue and red handles) | 15mm |
| BVAL400210 | Ball Valves with JG Speedfit connections (blue and red handles) | 22mm |



1/4 Turn Valves are indicated by this marker

These valves have been designed to allow temporary servicing of downstream equipment and must only be used in the fully open or fully closed position.

DO NOT use these valves:

- In a partially open position to control flow.
- To provide a permanent termination.
- Without tubing assembled or plugged (or threaded connections sealed).
- As a tap or "faucet".

Braided flexible tap connectors

Speedfit x Union Nut



| Part number | Size mm x bsp | Bag qty | Box qty |
|---------------|---------------|---------|---------|
| 150mm | | | |
| FLX43P | 15 x 1/2" | 2 | 150 |
| 300mm | | | |
| FLX34P | 10 x 1/2" | 2 | 150 |
| FLX35P | 15 x 3/8" | 2 | 150 |
| FLX15P | 15 x 1/2" | 2 | 100 |
| FLX16P | 15 x 3/4" | 2 | 100 |
| FLX22P | 22 x 3/4" | 2 | 100 |
| 500mm | | | |
| FLX18P | 15 x 1/2" | 2 | 100 |
| FLX20P | 15 x 3/4" | 2 | 80 |
| FLX19P | 22 x 3/4" | 2 | 50 |
| 1000mm | | | |
| FLX40P | 15 x 1/2" | 1 | 20 |
| FLX42P | 15 x 3/4" | 5 | 25 |
| FLX41P | 22 x 3/4" | 1 | 20 |

Not suitable for central heating.
Hot and cold water only, 6 Bar @ 65°C.
Fast and simple to install.

Speedfit x Union Nut with Service Valve



| Part number | Size mm x bsp | Bag qty | Box qty |
|--|---------------|---------|---------|
| Plastic valve - 300mm | | | |
| FLX37P | 15 x 1/2" | 2 | 100 |
| FLX39P | 22 x 3/4" | 2 | 50 |
| Plastic valve with handle - 300mm | | | |
| FLX37-H | 15 x 1/2" | 2 | 100 |

Not suitable for central heating.
Hot and cold water only, 6 Bar @ 65°C.
Fast and simple to install.

- Standard technology**
- Grip & Seal cartridge with stainless steel teeth and main O-Ring seal
 - Compatible with hot & cold water and central heating systems, unless stated otherwise
 - Suitable for use with plastic or copper pipe

- 1/4 Turn Valves are indicated by this marker**
- These valves have been designed to allow temporary servicing of downstream equipment and must only be used in the fully open or fully closed position.
- DO NOT use these valves:**
- In a partially open position to control flow.
 - To provide a permanent termination.
 - Without tubing assembled or plugged (or threaded connections sealed).
 - As a tap or "faucet".

Speedfit x Union Nut with chrome brass service valves



| Part number | Size mm x bsp | Bag qty | Box qty |
|----------------------------|---------------|---------|---------|
| Brass valve - 300mm | | | |
| FLX24P | 15 x 1/2" | 2 | 80 |
| Brass valve - 500mm | | | |
| FLX31P | 15 x 1/2" | 2 | 50 |

Not suitable for central heating.
Hot and cold water only, 6 Bar @ 65°C.
Fast and simple to install.

Speedfit x Speedfit



| Part number | Size mm x mm | Bag qty | Box qty |
|---------------|--------------|---------|---------|
| 150mm | | | |
| FLX17P | 15 x 15 | 2 | 100 |
| FLX26P | 22 x 22 | 2 | 60 |
| 500mm | | | |
| FLX21P | 15 x 15 | 2 | 100 |
| FLX27P | 22 x 22 | 2 | 60 |
| 1000mm | | | |
| FLX47 | 15 x 15 | 5 | 25 |

Not suitable for central heating.
Hot and cold water only, 6 Bar @ 65°C.
Fast and simple to install.

Speedfit x Plain Stem



| Part number | Pipe mm | Stem mm | Bag qty | Box qty |
|--------------|---------|---------|---------|---------|
| 300mm | | | | |
| FLX53 | 15 | 15 | 25 | 100 |

Not suitable for central heating.
Hot and cold water only, 6 Bar @ 65°C.
Fast and simple to install.

Elbow Pattern



| Part number | Size mm x bsp | Bag qty | Box qty |
|--------------|---------------|---------|---------|
| 300mm | | | |
| FLX36P | 15 x 1/2" | 2 | 100 |

Not suitable for central heating.
Hot and cold water only, 6 Bar @ 65°C.
Fast and simple to install.

For Monobloc Mixers



| Part number | Size mm x male | Bag qty | Box qty |
|--------------|----------------|---------|---------|
| 300mm | | | |
| FLX48 | 12 x M10 | 2 | 100 |
| FLX28 | 15 x M10 | 2 | 100 |
| FLX29 | 15 x M12 | 2 | 100 |

Not suitable for central heating.
Hot and cold water only, 6 Bar @ 65°C.
Fast and simple to install.

White flexible tap connectors

Speedfit x Union Nut



| Part number | Size mm x bsp | Bag qty | Box qty |
|---------------|---------------|---------|---------|
| 300mm | | | |
| WFLX15 | 15 x 1/2" | 2 | 100 |
| WFLX16 | 15 x 3/4" | 2 | 100 |
| WFLX22 | 22 x 3/4" | 2 | 100 |
| 500mm | | | |
| WFLX18 | 15 x 1/2" | 2 | 100 |
| WFLX20 | 15 x 3/4" | 2 | 100 |
| WFLX19 | 22 x 3/4" | 2 | 50 |
| 1000mm | | | |
| WFLX40 | 15 x 1/2" | 1 | 20 |

Not suitable for central heating.
Hot and cold water only, 6 Bar @ 65°C.
Fast and simple push-to-connect action.

Speedfit x Union Nut with Service Valve



| Part number | Size mm x bsp | Bag qty | Box qty |
|--|---------------|---------|---------|
| Plastic valve with handle - 300mm | | | |
| WFLX37-H | 15 x 1/2" | 2 | 100 |
| WFLX39-H | 22 x 3/4" | 2 | 50 |

Not suitable for central heating.
Hot and cold water only, 6 Bar @ 65°C.
Fast and simple push-to-connect action.

Speedfit x Union Nut with Service Valve Hand Tighten



| Part number | Size mm x bsp | Bag qty | Box qty |
|--|---------------|---------|---------|
| Plastic Valves - 300mm | | | |
| PFLX37 | 15 x 1/2" | 2 | 100 |
| Plastic Valves - 500mm | | | |
| PFLX78 | 15 x 1/2" | 2 | 80 |
| Plastic Valve with Handle - 300mm | | | |
| PFLX37-H | 15 x 1/2" | 2 | 100 |

Not suitable for central heating.
Hot and cold water only, 6 Bar @ 65°C.
Fast and simple push-to-connect action.

Speedfit x Speedfit



| Part number | Size mm x mm | Bag qty | Box qty |
|--------------|--------------|---------|---------|
| 300mm | | | |
| WFLX33 | 15 x 10 | 2 | 100 |
| WFLX17 | 15 x 15 | 2 | 100 |
| 500mm | | | |
| WFLX21 | 15 x 15 | 2 | 100 |

Not suitable for central heating.
Hot and cold water only, 6 Bar @ 65°C.
Fast and simple push-to-connect action.

Speedfit x Hand Tighten



| Part number | Size mm x bsp | Bag qty | Box qty |
|--------------|---------------|---------|---------|
| 300mm | | | |
| PFLX15 | 15 x 1/2" | 2 | 100 |
| PFLX16 | 15 x 3/4" | 2 | 100 |
| PFLX22 | 22 x 3/4" | 2 | 80 |
| 500mm | | | |
| PFLX18 | 15 x 1/2" | 2 | 100 |
| PFLX19 | 22 x 3/4" | 2 | 50 |

Not suitable for central heating.
Hot and cold water only, 6 Bar @ 65°C.
Fast and simple push-to-connect action.

Extra Flexi Speedfit x Hand Tighten



| Part number | Size mm x bsp | Bag qty | Box qty |
|--------------|---------------|---------|---------|
| 300mm | | | |
| PFLX88 | 15 x 1/2" | 1 | 100 |

Not suitable for central heating.
Hot and cold water only, 6 Bar @ 65°C.
Fast and simple push-to-connect action.

Elbow Pattern



| Part number | Size mm x bsp | Bag qty | Box qty |
|--------------|---------------|---------|---------|
| 300mm | | | |
| WFLX36 | 15 x 1/2" | 2 | 100 |

Not suitable for central heating.
Hot and cold water only, 6 Bar @ 65°C.
Fast and simple push-to-connect action.

For Monobloc Mixers



| Part number | Size mm x male | Bag qty | Box qty |
|--------------|----------------|---------|---------|
| 300mm | | | |
| WFLX28 | 15 x M10 | 2 | 100 |
| WFLX29 | 15 x M12 | 2 | 100 |

Not suitable for central heating.
Hot and cold water only, 6 Bar @ 65°C.
Fast and simple push-to-connect action.

- Standard technology**
- Grip & Seal cartridge with stainless steel teeth and main O-Ring seal
 - Compatible with hot & cold water and central heating systems, unless stated otherwise
 - Suitable for use with plastic or copper pipe

Cold water service fittings

(above and below ground)

JG Speedfit's range of MDPE fittings feature an advanced collet with stainless steel teeth to provide extra grip onto the pipe. Speedfit underground fittings for MRS PE80 metric size polyethylene cold water service pipe are designed for the connection of:

- Blue MDPE pipes to BS EN 12201 - used for underground service pipes for potable water
- Black MDPE pipes to BS 6730 - used for conveyance of potable water above ground or for industrial services above or below ground.
- Blue pipe to BS EN 12201-2, 20mm PN16, 25mm and 32mm PN12.5

Using a simple push-fit action, our range is designed for long term performance and includes adaptors for screwed pipe, copper and imperial sized LDPE.

- Durable with high resistance to impact
- Fast and easy to install without tools
- Ready for immediate installation, no dismantling and maintenance free
- Patented collet firmly grips pipe and has high resistance to pull out
- Lead free, non-toxic and biological growth resistant
- Lightweight and slimline

Equal Straight Connector



| Part number | Size mm | Bag qty | Box qty |
|-------------|---------|---------|---------|
| UG401B | 20 | 1 | 100 |
| UG402B | 25 | 1 | 60 |
| UG403B | 32 | 1 | 40 |

Safely and securely connects two MDPE pipes of equal size.

Reducing Straight Connector



| Part number | Size mm | Bag qty | Box qty |
|-------------|---------|---------|---------|
| UG501B | 25 x 20 | 1 | 80 |
| UG502B | 32 x 25 | 1 | 50 |

Safely and securely connects two unequal MDPE pipe sizes.

Stainless Steel Grab Ring Technology

- MDPE fittings feature an advanced collet with stainless steel teeth to provide extra grip onto the pipe.
- Suitable for cold water use only
- Suitable for use with plastic or copper pipe

PE-Copper Coupler



| Part number | Size mm | Bag qty | Box qty |
|-------------|---------|---------|---------|
| UG601B | 20 x 15 | 1 | 150 |
| UG603B | 25 x 15 | 1 | 100 |
| UG602B | 25 x 22 | 1 | 80 |
| UG604B | 32 x 28 | 1 | 60 |

Used to connect PE Pipe to copper or Speedfit Plumbing Pipe. Must not be buried directly into ground, soil, concrete or other substrates. Safely and securely connects MDPE to copper or Speedfit pipe (inserts required).

Male Adaptor



| Part number | Size mm x bsp | Bag qty | Box qty |
|-------------|------------------|---------|---------|
| UG101B | 20 x 1/2" BSP | 1 | 150 |
| UG102B | 25 x 3/4" BSP | 1 | 100 |
| UG103B | 32 x 1" BSPT | 1 | 60 |
| UG104B | 32 x 1 1/2" BSPT | 1 | 80 |

Durable MDPE adaptor for connecting Metric to BSP type fittings.

Female Adaptor



| Part number | Size mm x bsp | Bag qty | Box qty |
|-------------|---------------|---------|---------|
| UG4501B | 20 x 1/2" | 1 | 100 |
| UG4502B | 25 x 3/4" | 1 | 100 |

Durable MDPE adaptor for connecting Metric to BSP type fittings.

Equal Elbow



| Part number | Size mm | Bag qty | Box qty |
|-------------|---------|---------|---------|
| UG301B | 20 | 1 | 100 |
| UG302B | 25 | 1 | 50 |
| UG303B | 32 | 1 | 30 |

Fast and reliably connects equally sized MDPE pipe to form a 90° pipe bend.

Back Plate Elbow



| Part number | Size mm x bsp | Bag qty | Box qty |
|-------------|---------------|---------|---------|
| UGPWB2014 | 20 x 1/2" | 1 | 100 |
| UGPWB2514 | 25 x 1/2" | 1 | 70 |
| UGPWB2516 | 25 x 3/4" | 1 | 70 |

Quick and secure installation of MDPE to FBSP type 90° connections with wall plate fixing.

Stem Elbow



| Part number | Pipe mm | Stem mm | Bag qty | Sml box |
|-------------|---------|---------|---------|---------|
| UG222025B | 20 | 25 | 1 | 100 |
| UG222525B | 25 | 25 | 1 | 80 |
| UG223232B | 32 | 32 | 1 | 50 |

Stem cannot be disconnected from mating connector with collet cover fitted. Easily connects two MDPE fittings of unequal size to create a swivel type 90° connection.

Equal Tee



| Part number | Size mm | Bag qty | Box qty |
|-------------|---------|---------|---------|
| UG201B | 20 | 1 | 50 |
| UG202B | 25 | 1 | 40 |
| UG203B | 32 | 1 | 15 |

Safely and securely connects three MDPE pipes of equal size

Reducing Tee




Sizes listed as follows.

| Part number | Size mm | Bag qty | Box qty |
|-------------|--------------|---------|---------|
| UG232AB | 32 x 32 x 25 | 1 | 15 |

Safely and securely connects three MDPE pipes of unequal size.

Stop End



| Part number | Size mm | Bag qty | Box qty |
|-------------|---------|---------|---------|
| UG4620B | 20 | 1 | 150 |
| UG4625B | 25 | 1 | 100 |

Safely and easily cap off MDPE pipework (temporary or permanent installation).

Stop Tap - MDPE x MDPE



| Part number | Size mm | Bag qty | Box qty |
|-------------|---------|---------|---------|
| UGSTV2020 | 20 | 1 | 40 |
| UGSTV2525 | 25 | 1 | 30 |
| UGSTV3232 | 32 | 1 | 15 |

Quick to connect screw down type, MDPE to MDPE mains stop valve.

Stop Tap - MDPE x Copper, PEX or PB



| Part number | Size mm | Bag qty | Box qty |
|-------------|---------|---------|---------|
| UGSTV2515 | 25 x 15 | 1 | 40 |
| UGSTV2522 | 25 x 22 | 1 | 40 |

The two Stop Taps for 15 or 22mm copper or PEX Pipe must not be buried directly into ground, soil, concrete or other substrates. Quick to connect screw down type, MDPE to copper/PEX/PB pipe mains stop valve.

Plugs



| Part number | Size mm | Bag qty | Box qty |
|-------------|---------|---------|---------|
| UG801E | 20 | 1 | 50 |
| UG802E | 25 | 1 | 40 |
| UG803E | 32 | 1 | 30 |

Safely plugs a connection port on a Speedfit MDPE fitting if not required.

Pipe Insert



| Part number | Size mm | Bag qty | Box qty |
|-------------|---------|---------|---------|
| UTS147-DB | 20 | 10 | 200 |
| UTS197-DB | 25 | 10 | 150 |
| UTS251-DB | 32 | 2 | 300 |

Creates a rigid, leak tight connection when fitting MDPE to a compression fitting.

Imperial Converter




| Part number | Stem mm | Pipe inch | Bag qty | Box qty |
|-------------|---------|-----------|---------|---------|
| UGICO2 | 25 | 3/4" | 1 | 80 |

Supplied with inch size Pipe Insert. To convert metric size fitting for use with imperial size LDPE to BS1972 Class C. Stem cannot be disconnected from mating connector with collet cover fitted. Quickly and easily converts metric MDPE pipe to imperial pipe sizes.

Display stands


Fittings Display Stand



| Part number | Size ft | Qty |
|-------------|-------------|-----|
| JG-STAND/7 | 5.8' x 2.2' | 1 |

This stand is supplied without product.

White Plastic Fitting Display Stand




| Part number | Size ft | Qty |
|-------------|-------------|-----|
| JG-STAND/C | 5.8' x 2.2' | 1 |

Each stand will include:
25x Trade Price Guides
Plus the following fittings:

| Product | Size | Qty |
|---------------------|--------------|-----|
| Straight | 15 | 120 |
| Straight | 22 | 60 |
| Elbow | 15 | 100 |
| Elbow | 22 | 50 |
| Tee | 15 | 80 |
| Tee | 22 | 30 |
| Stop End | 15 | 80 |
| Stop End | 22 | 30 |
| Female Connector | 15 x 1/2" | 60 |
| Female Connector | 22 x 3/4" | 25 |
| Tap Connector | 15 x 1/2" | 30 |
| Tap Connector | 22 x 3/4" | 25 |
| Service Valve | 15 | 30 |
| Reducer | 22 x 15 | 30 |
| Reducing Tee | 22 x 22 x 15 | 15 |
| Washing Machine Tap | 15 x 3/4" | 20 |
| Pipe Insert | 15 | 500 |
| Pipe Insert | 22 | 250 |

Builders Merchant Display Stand




| Part number | Size ft | Qty |
|-------------|---------|-----|
| JG-STAND/BM | 6' x 2' | 1 |

Each stand will include:
Literature Dispenser, Header Board and the following fittings:

| Product | Size | Qty |
|--------------------------|---------------|-----|
| Equal Straight Connector | 25 | 5 |
| Equal Elbow Connector | 25 | 5 |
| Equal Tee Connector | 25 | 5 |
| Imperial Converter | 25 x 3/4" | 5 |
| Stop Cock | 25 x 22 | 5 |
| Stop Cock | 25 x 15 | 5 |
| PE-Copper Coupler | 25 x 22 | 5 |
| PE-Copper Coupler | 25 x 15 | 5 |
| End Stop | 25 | 5 |
| Wall Plate Elbow | 25 x 1/2" BSP | 5 |
| Tube Support | 25 | 50 |
| 300mm Flexi Hose FLX15P | 15 x 1/2" BSP | 10 |
| Flexi Hose FLX16P | 15 x 3/4" BSP | 10 |
| Flexi Hose FLX17P | 15 x 15 | 10 |
| Flexi Hose FLX22P | 22 x 3/4" BSP | 10 |

Blue MDPE Plastic Fittings Display Stand



| Part number | Size ft | Qty |
|--------------|---------|-----|
| JG-STAND/UG2 | 6' x 2' | 1 |

Each stand will include:
Header Board, Trade Price Guides and the following fittings:

| Product | Size | Qty |
|-----------------------------|---------------|-----|
| Equal Straight Connector | 20 | 6 |
| Equal Straight Connector | 25 | 6 |
| Reducing Straight Connector | 25 x 20 | 6 |
| PE-Copper Coupler | 20 x 15 | 6 |
| PE-Copper Coupler | 25 x 15 | 6 |
| PE-Copper Coupler | 25 x 22 | 6 |
| PE-Copper Coupler | 32 x 28 | 6 |
| Equal Elbow | 20 | 6 |
| Equal Elbow | 25 | 6 |
| Equal Tee | 20 | 6 |
| Equal Tee | 25 | 6 |
| Stop End | 20 | 6 |
| Stop End | 25 | 6 |
| Back Plate Elbow | 20 x 1/2" BSP | 6 |
| Back Plate Elbow | 25 x 1/2" BSP | 6 |
| Stop Tap | 25 x 15 | 4 |
| Stop Tap | 25 x 22 | 4 |
| Stop Tap | 25 x 25 | 4 |
| Pipe Insert | 20 | 60 |
| Pipe Insert | 25 | 60 |
| Imperial Converter | 20 x 1/2" | 6 |
| Imperial Converter | 25 x 3/4" | 6 |

Pre-packed products (product bags with instructions)

Twist & Lock Fittings & valves

Equal Straight Connector



| Part number | Size mm | Bag qty | Box qty |
|-------------|---------|---------|---------|
| PEM0410WP | 10 | 1 | 400 |
| PEM0415WP | 15 | 1 | 250 |
| PEM0422WP | 22 | 1 | 150 |
| PEM0428WP | 28 | 1 | 75 |

Safely and securely connects two pipes of equal sizes.

Reducing Straight Connector



| Part number | Size mm | Bag qty | Box qty |
|-------------|---------|---------|---------|
| PEM201510WP | 15 x 10 | 1 | 250 |
| PEM202215WP | 22 x 15 | 1 | 200 |

Safely and securely connects two unequal metric pipe sizes

Reducer



| Part number | Size mm | Bag qty | Box qty |
|-------------|---------|---------|---------|
| PEM061510WP | 15 x 10 | 1 | 400 |
| PEM062215WP | 22 x 15 | 1 | 250 |
| PEM062815WP | 28 x 15 | 1 | 200 |
| PEM062822WP | 28 x 22 | 1 | 150 |

Fast and securely connects two Speedfit fittings to reduce a line size.

Equal Elbow



| Part number | Size mm | Bag qty | Box qty |
|-------------|---------|---------|---------|
| PEM0310WP | 10 | 1 | 400 |
| PEM0315WP | 15 | 1 | 25 |
| PEM0322WP | 22 | 1 | 150 |
| PEM0328WP | 28 | 1 | 75 |

Fast and reliably connects equally sized pipe to form a 90° pipe bend.

Reducing Elbow



| Part number | Size mm | Bag qty | Box qty |
|-------------|---------|---------|---------|
| PEM211510WP | 15 x 10 | 1 | 250 |
| PEM212215WP | 22 x 15 | 1 | 150 |

Fast and reliably connects unequal pipe sizes to form a 90° pipe bend

135° Stem Elbow



| Part number | Size mm | Bag qty | Box qty |
|-------------|---------|---------|---------|
| PEM571515WP | 15 | 1 | 250 |
| PEM572222WP | 22 | 1 | 150 |

Easily connects two Speedfit fittings of equal size to create a cross-over type connection

Stem Elbow



| Part number | Pipe mm | Stem mm | Bag qty | Sml box | Unit price £ |
|-------------|---------|---------|---------|---------|--------------|
| PEM221010WP | 10 | 10 | 1 | 400 | |
| PEM221015WP | 10 | 15 | 1 | 300 | |
| PEM221515WP | 15 | 15 | 1 | 250 | |
| PEM222222WP | 22 | 22 | 1 | 200 | |

Provides a swivel type connection.
Note: A Collet Cover cannot be used on a Speedfit end assembled with the stem of a 22mm Stem Elbow.

Equal Tee



| Part number | Size mm | Bag qty | Box qty |
|-------------|---------|---------|---------|
| PEM0210WP | 10 | 1 | 300 |
| PEM0215WP | 15 | 1 | 200 |
| PEM0222WP | 22 | 1 | 100 |
| PEM0228WP | 28 | 1 | 50 |

Safely and securely connects three pipes of equal size.

Reducing Tee



| Part number | Size mm | Bag qty | Box qty |
|--------------|--------------|---------|---------|
| PEM3015BWP | 15 x 10 x 10 | 1 | 250 |
| PEM3015AWP | 15 x 15 x 10 | 1 | 200 |
| PEM3022CWP | 15 x 15 x 22 | 1 | 100 |
| PEM3022BWP | 22 x 15 x 15 | 1 | 100 |
| PEM3022DWP | 22 x 15 x 22 | 1 | 100 |
| PEM302210AWP | 22 x 22 x 10 | 1 | 150 |
| PEM3022AWP | 22 x 22 x 15 | 1 | 100 |
| PEM3028BWP | 28 x 22 x 22 | 1 | 75 |
| PEM302815AWP | 28 x 28 x 15 | 1 | 50 |
| PEM3028AWP | 28 x 28 x 22 | 1 | 50 |
| PEM3028DWP | 28 x 22 x 28 | 1 | 50 |

Safely and securely connects three pipes of unequal size.

Stem Tee



| Part number | Size mm | Bag qty | Box qty |
|-------------|--------------|---------|---------|
| PEM532210WP | 22 x 22 x 10 | 1 | 150 |
| PEM532215WP | 22 x 22 x 15 | 1 | 150 |

Safely and securely connects Speedfit fittings directly onto a tee to create a swivel ended connection.

Straight Tap Connector



| Part number | Size mm x bsp | Bag qty | Box qty |
|-------------|---------------|---------|---------|
| PEMSTC1014P | 10 x 1/2" | 1 | 300 |
| PEMSTC1514P | 15 x 1/2" | 1 | 200 |
| PEMSTC1516P | 15 x 3/4" | 1 | 200 |
| PEMSTC2216P | 22 x 3/4" | 1 | 200 |

With brass swivel nut and sealing washer. For torque information please see our Technical Checklist section.

Quickly and securely connects pipework to a tap.

Twist & Lock technology

- Grip & Seal cartridge with stainless steel teeth and main O-Ring seal
- Twist & Lock mechanism secures fitting and adds compression
- Compatible with hot & cold water and central heating systems, unless stated otherwise
- Suitable for use with plastic or copper pipe

Bent Tap Connector



| Part number | Size mm x bsp | Bag qty | Box qty |
|-------------|---------------|---------|---------|
| PEMBTC1014P | 10 x 1/2" | 1 | 300 |
| PEMBTC1514P | 15 x 1/2" | 1 | 200 |

With brass swivel nut and sealing washer. For torque figures see Technical Checklist.

Pipe Repair Kit



| Part number | Size mm | Bag qty | Box qty |
|-------------|---------|---------|---------|
| 15RKP | 15 | 1 | 80 |
| 22RKP | 22 | 1 | 50 |

Provides a simple way of repair on a rigid pipe run. Remove a damaged section of pipe and replace with a repair kit.

Slip Tee Connector



| Part number | Size mm | Bag qty | Box qty |
|-------------|---------|---------|---------|
| 15TKP | 15 | 1 | 80 |
| 22TKP | 22 | 1 | 40 |

Provides a simple way to break into an existing pipe run. Efficiently repair and replace leaking pipework with this fully adjustable tee type fitting.

Female Coupler - Tap Connector



| Part number | Size mm x bsp | Bag qty | Box qty |
|-------------|---------------|---------|---------|
| PSE3210WP | 10 x 1/2" | 2 | 600 |
| PSE3201WP | 15 x 1/2" | 2 | 400 |
| PSE3203WP | 15 x 3/4" | 2 | 400 |
| PSE3202WP | 22 x 3/4" | 2 | 200 |

Requires hand tightening only.
Note: Plastic threads are not as strong as metal threads. For torque figures see Technical Checklist.

4 Way Manifold



| Part number | Size mm | Bag qty | Box qty |
|-------------|---------|---------|---------|
| SFM52210EP | 22 x 10 | 1 | 150 |

Easily splits a supply to four different outlet feeds.

4 Port Rail Manifold



| Part number | Size mm | Bag qty | Box qty |
|-------------|---------|---------|---------|
| SFM52210EP | 22 x 10 | 1 | 50 |

Centralises supply and distributes to four different outlet feeds.

Stop End



| Part number | Size mm | Bag qty | Box qty |
|-------------|---------|---------|---------|
| PSE4610WP | 10 | 1 | 500 |
| PSE4615WP | 15 | 2 | 600 |
| PSE4622WP | 22 | 2 | 400 |
| PSE4628WP | 28 | 1 | 200 |

Safely and easily caps off pipework for a temporary or permanent installation.

Tank Connector



| Part number | Size mm | Bag qty | Box qty |
|-------------|---------|---------|---------|
| CM0715SP | 15 | 1 | 200 |
| CM0722SP | 22 | 1 | 100 |

Requires hand tightening only.
Maximum wall thickness of tank = 4mm.
Suitable for cold water tanks only.

Brass Male Coupler



| Part number | Size mm x bsp | Bag qty | Box qty |
|-------------|---------------|---------|---------|
| 15MC(1/2)P | 15mm x 1/2" | 1 | 50 |
| 22MC(3/4)P | 22mm x 3/4" | 1 | 50 |

A durable brass adaptor for connecting Metric to FBSP type fittings.

Brass Back Plate Elbow



| Part number | Size mm x bsp | Bag qty | Box qty |
|-------------|---------------|---------|---------|
| 15WBP | 15 x 1/2" | 1 | 25 |

Hard-wearing Speedfit to FBSP 90° connector and integrated back plate (ideal for Bib taps).

Brass Male Cylinder Adaptor



| Part number | Size mm x bsp | Bag qty | Box qty |
|-------------|---------------|---------|---------|
| 22CMAP | 22 x 1" | 1 | 40 |

Durable brass Speedfit to FBSP cylinder connector.

Brass Female Cylinder Adaptor



| Part number | Size mm x bsp | Bag qty | Box qty |
|-------------|---------------|---------|---------|
| 22CFAP | 22 x 1" | 1 | 30 |

Durable brass Speedfit to FBSP cylinder connector.

Standard technology

- Grip & Seal cartridge with stainless steel teeth and main O-Ring seal
- Compatible with hot & cold water and central heating systems, unless stated otherwise
- Suitable for use with plastic or copper pipe

Pre-packed products (single product bags with instructions) Fittings & valves

Plastic Service Valve



| Part number | Size mm | Bag qty | Box qty |
|-------------|---------|---------|---------|
| 15SVP | 15 | 1 | 200 |
| 22SVP | 22 | 1 | 150 |

Not suitable for central heating systems.
Hot and Cold water only, 65°C maximum.
Fast to connect inline service valve allows isolation of the appliance for maintenance.

Service Valve with Tap Connector



White

| Part number | Size mm x bsp | Bag qty | Box qty |
|-------------|---------------|---------|---------|
| 15SVSTC-WP | 15 x 1/2" | 1 | 50 |

Not suitable for central heating systems.
Hot and Cold water only, 65°C maximum.
One piece service valve and tap connector that limits leak points.

Angle Service Valve with Tap Connector



White

| Part number | Size mm | Bag qty | Box qty |
|-------------|-----------|---------|---------|
| 15SVBTC-WP | 15 x 1/2" | 1 | 50 |

Not suitable for central heating systems.
Hot and Cold water only, 65°C maximum.
One piece service valve and tap connector that limits leak points.

1/4 Turn Valves are indicated by this marker

These valves have been designed to allow temporary servicing of downstream equipment and must only be used in the fully open or fully closed position.

DO NOT use these valves:

- In a partially open position to control flow.
- To provide a permanent termination.
- Without tubing assembled or plugged (or threaded connections sealed).
- As a tap or "faucet".

Plastic Stop Valve



| Part number | Size mm | Bag qty | Box qty |
|-------------|---------|---------|---------|
| 15STV/2P | 15 | 1 | 15 |
| 22STV/2P | 22 | 1 | 8 |

Not suitable for central heating systems.
Hot and Cold water only, 65°C maximum.
Quick to connect screw down mains stop valve.

Brass Stop Valve



| Part number | Size mm | Bag qty | Box qty |
|-------------|---------|---------|---------|
| 15BSCP | 15 | 1 | 10 |

Only suitable for central heating systems.
Durable brass bodied screw-down mains stop valve.

Plastic Appliance Tap



| Part number | Size mm x bsp | Bag qty | Box qty |
|-------------|---------------|---------|---------|
| 15APTP | 15 x 3/4" | 1 | 200 |

Not suitable for central heating systems.
Hot and Cold water only, 65°C maximum.
For maximum torque figures on plastic thread, please see Technical Checklist.
Quickly connects an appliance to the supply with integrated 1/4 turn shut off valve.

Plastic Appliance Tee



| Part number | Size mm x bsp | Bag qty | Box qty |
|-------------|---------------|---------|---------|
| 15APT2P | 15 x 3/4" | 1 | 150 |

Not suitable for central heating systems.
Hot and Cold water only, 65°C maximum.
Slimline 1/4 turn shut off valve for emergency isolation to appliances.

Standard technology

- Grip & Seal cartridge with stainless steel teeth and main O-Ring seal
- Compatible with hot & cold water and central heating systems, unless stated otherwise
- Suitable for use with plastic or copper pipe

Plastic Emergency Shut-Off Tap



| Part number | Size mm | Bag qty | Box qty |
|-------------|---------|---------|---------|
| 15ESOTP | 15 | 1 | 200 |

Not suitable for central heating systems.
Hot and Cold water only, 65°C maximum.

Chrome Plated Brass Service Valve



| Part number | Size mm | Bag qty | Box qty |
|-------------|---------|---------|---------|
| 10HSVP | 10 | 1 | 50 |
| 15HSVP | 15 | 1 | 50 |
| 22HSVP | 22 | 1 | 20 |

Suitable for hot and cold water and central heating systems (plastic or copper pipe).
Chrome finished service valve allows isolation of the appliance for maintenance.


Chrome Plated Brass Service Valve with Tap Connector



| Part number | Size mm x bsp | Bag qty | Box qty | Unit price £ |
|-------------|---------------|---------|---------|--------------|
| 15PTSVP | 15 x 1/2" | 1 | 50 | 22.16 |

Suitable for hot and cold water and central heating systems (plastic or copper pipe).
Chrome finished, one piece combined service valve and tap connector.

Chrome Plated Brass Ball Valve



| Part number | Size mm | Bag qty | Box qty |
|-------------|---------|---------|---------|
| 15BVP | 15 | 1 | 40 |
| 22BVP | 22 | 1 | 20 |

Each valve has red and blue indices.

Brass Drain Cock



| Part number | Size mm | Bag qty | Box qty |
|-------------|---------|---------|---------|
| 15BDPC | 15 | 1 | 50 |

Speedfit Drain Cocks cannot be used where collet covers are fitted. They can be used with a standard fitting fitted with a collet clip.
Stem ended drain off valve provides an ideal drain down point.

Plastic Double Check Valve



| Part number | Size mm | Bag qty | Box qty |
|-------------|---------|---------|---------|
| 15DCVP | 15 | 1 | 200 |

Not suitable for central heating systems.
Hot and Cold water only, 65°C maximum.
Suitable for applications up to fluid group 3.

New: Tool-free Service Valve with Tap Connector



| Part number | Size mm x bsp | Bag qty | Box qty |
|---------------|---------------|---------|---------|
| 15SVBTC-O1-WP | 15mm X 1/2" | 1 | 200 |
| 15SVSTC-O1-WP | 15mm X 1/2" | 1 | 200 |

Not suitable for central heating systems.
Quickly connect horizontal or vertical supply feed to an outlet - With integrated tool-less handle to open/close the service valve.

Pipe & accessories

White PEX Barrier Pipe (lengths)



| Part number | Size mm x m | Pack qty |
|---------------|-------------|----------|
| 15BPEX-20X2L | 15 x 2 | 20 |
| 15BPEX-20X3L | 15 x 3 | 20 |
| 15BPEX-20X6L | 15 x 6 | 20 |
| 22BPEX-20X2L | 22 x 2 | 20 |
| 22BPEX-20X3L | 22 x 3 | 20 |
| 22BPEX-20X6L | 22 x 6 | 20 |
| 28BPEX-10X3L | 28 x 3 | 10 |
| *28BPEX-10X6L | 28 x 6 | 10 |

* By special order only. Lightweight PEX Barrier pipe material. Suitable for hot and cold water and central heating systems.

White PEX Barrier Pipe (coils)



| Part number | Size mm x m | Pack qty | Box qty |
|-------------|-------------|----------|---------|
| 10BPEX-25C | 10 x 25 | 1 | 20 |
| 10BPEX-50C | 10 x 50 | 1 | 10 |
| 10BPEX-100C | 10 x 100 | 1 | 6 |
| 15BPEX-25C | 15 x 25 | 1 | 8 |
| 15BPEX-50C | 15 x 50 | 1 | 5 |
| 15BPEX-100C | 15 x 100 | 1 | 5 |
| 15BPEX-120C | 15 x 120 | 1 | 5 |
| 15BPEX-150C | 15 x 150 | 1 | 4 |
| 22BPEX-25C | 22 x 25 | 1 | 8 |
| 22BPEX-50C | 22 x 50 | 1 | 5 |

British Gas accepted for water pipe in vented and sealed central heating systems.

Layflat Pipe



| Part number | Size mm x m | Pack qty | Box qty |
|-------------|-------------|----------|---------|
| 10BPB-25C | 10 x 25 | 1 | |
| 10BPB-50C | 10 x 50 | 1 | |
| 10BPB-100C | 10 x 100 | 1 | |
| 15BPB-25C | 15 x 25 | 1 | 8 |
| 15BPB-50C | 15 x 50 | 1 | 6 |
| 15BPB-85C | 15 x 85 | 1 | 10 |
| 15BPB-100C | 15 x 100 | 1 | 4 |
| 15BPB-120C | 15 x 120 | 1 | 4 |
| 15BPB-150C | 15 x 150 | 1 | 3 |
| 15BPB-300C | 15 x 300 | 1 | |
| 22BPB-25C | 22 x 25 | 1 | 6 |
| 22BPB-50C | 22 x 50 | 1 | 4 |
| 28BPB-50C | 28 x 50 | 1 | |

Coils: The pipe is made from a soft material with little memory ensuring a flexible system. It has an inner barrier to stop the ingress of air. British Gas accepted for water pipe in vented and sealed central heating systems.
Easy to handle and ideal for cabling through joists.
Lightweight polybutylene material for extra flexibility.

JG Speedfit Insert Guidance

When connecting SharkBite Brass to Speedfit Pipe a standard Speedfit Insert (TSM) should be used. Speedfit Superseal Inserts (STS) should not be used.

Pipe Insert



| Part number | Size mm | Bag qty | Box qty |
|-------------|---------|---------|---------|
| TSM10NP | 10 | 10 | 5000 |
| TSM15NP | 15 | 10 | 3000 |
| TSM22NP | 22 | 5 | 1000 |
| TSM28NP | 28 | 5 | 500 |

To be used when connecting Speedfit Pipe to a compression fitting or fitting from another manufacturer. Creates a rigid connection when fitting Speedfit pipe to a Speedfit or compression fitting.
Suitable for hot and cold water and central heating systems

Superseal Pipe Insert



| Part number | Size mm | Bag qty | Box qty |
|-------------|---------|---------|---------|
| STS10P | 10 | 10 | 5000 |
| STS15P | 15 | 10 | 3000 |
| STS22P | 22 | 5 | 1000 |

Only to be used with Speedfit Pipe and Speedfit fittings together, to give enhanced sealing. Creates a rigid connection and enhanced dual action seal when fitting a Speedfit pipe to a Speedfit fitting.
Suitable for hot and cold water and central heating systems.

Nail Clip



| Part number | Size mm | Bag qty | Box qty |
|-------------|---------|---------|---------|
| NPC10P | 10 | 20 | 5000 |
| NPC15P | 15 | 20 | 2000 |
| NPC22P | 22 | 10 | 1000 |

Quickly and securely supports pipework (easy to retrofit).
Suitable for hot and cold or central heating pipework.

Pipe Cutter



| Part number | Bag qty | Box qty |
|-------------|---------|---------|
| JG-TS | 1 | 60 |

Precisely cuts barrier pipe up to 22mm creating a clean, square pipe end for pipe insertion.



The brass push-fit solution with more bite

SharkBite brass push-fit fittings are tough. Withstanding high temperature and pressure, SharkBite is ideal for connecting copper pipes directly to boilers. Made from DZR brass their sleek design means they also look good in front of the wall, too. They integrate seamlessly with our Speedfit behind the wall plumbing and heating system as well.

Using a simple push action, SharkBite is installed without the need for tools, soldering, crimping, clamps or glue, and is compatible with plastic or copper pipe.



Fittings with More Bite™



Features

- Instant push-fit connection
- Stainless Steel Grab Ring firmly grips pipe
- O-Ring ensures a leak-proof seal
- DZR brass
- Electrically continuous joint
- Sizes up to 28mm

Benefits

- Durable solution with high pressure and temperature rating
- Fast installation and secure demounting
- No tools, hot works, crimping or glue
- Easy to install, especially in tight spaces
- Looks good behind and in front of the wall

DZR brass fittings*

Coupling



| Part number | Size mm | Bag qty |
|-------------|---------|---------|
| SB0110 | 10 | 5 |
| SB0115 | 15 | 10 |
| SB0122 | 22 | 5 |
| SB0128 | 28 | 5 |

Reducing Coupling



| Part number | Size mm | Bag qty |
|-------------|---------|---------|
| SB011510 | 15 x 10 | 5 |
| SB012215 | 22 x 15 | 5 |
| SB012822 | 28 x 22 | 1 |

Slip Coupling



| Part number | Size mm | Bag qty |
|-------------|---------|---------|
| SB0115S | 15 | 10 |
| SB0122S | 22 | 5 |
| SB0128S | 28 | 5 |

90° Elbow



| Part number | Size mm | Bag qty |
|-------------|---------|---------|
| SB0210 | 10 | 5 |
| SB0215 | 15 | 10 |
| SB0222 | 22 | 5 |
| SB0228 | 28 | 5 |

45° Elbow



| Part number | Size mm | Bag qty |
|-------------|---------|---------|
| SB0515 | 15 | 10 |
| SB0522 | 22 | 5 |
| SB0528 | 28 | 5 |

90° Street Elbow



| Part number | Size mm | Bag qty |
|-------------|---------|---------|
| SB0215ST | 15 | 5 |
| SB0222ST | 22 | 5 |
| SB0228ST | 28 | 5 |

45° Street Elbow



| Part number | Size mm | Bag qty |
|-------------|---------|---------|
| SB0515ST | 15 | 5 |
| SB0522ST | 22 | 5 |
| SB0528ST | 28 | 5 |

90° Male Elbow



| Part number | Size mm | Bag qty |
|-------------|---------------|---------|
| SB121515M | 15 x 1/2" BSP | 5 |
| SB122220M | 22 x 3/4" BSP | 5 |

90° Female Elbow



| Part number | Size mm | Bag qty |
|-------------|---------------|---------|
| SB121515F | 15 x 1/2" BSP | 5 |
| SB122225F | 22 x 1" BSP | 5 |

90° Elbow with Back Plate



| Part number | Size mm | Bag qty |
|-------------|---------------|---------|
| SB121515FBP | 15 x 1/2" BSP | 5 |

JG Speedfit Insert Guidance

When connecting SharkBite Brass to Speedfit Pipe a standard Speedfit Insert (TSM) should be used. Speedfit Superseal Inserts (STS) should not be used.

| Part number | Size mm | Bag qty | Sml box | Lrg box |
|-------------|---------|---------|---------|---------|
| TSM10N | 10 | 50 | 1000 | 20000 |
| TSM15N | 15 | 50 | 500 | 5000 |
| TSM22N | 22 | 25 | 250 | 2000 |
| TSM28N | 28 | 10 | 150 | 1000 |

Suitable for use with JG Speedfit pipe
* 15 to 28mm fittings connected to copper pipe are rated to 120°C at 10.0 bar.

Equal Tee



| Part number | Size mm | Bag qty |
|-------------|---------|---------|
| SB0310 | 10 | 5 |
| SB0315 | 15 | 10 |
| SB0322 | 22 | 5 |
| SB0328 | 28 | 1 |

Slip Tee



| Part number | Size mm | Bag qty |
|-------------|---------|---------|
| SB0315S | 15 | 1 |
| SB0322S | 22 | 1 |
| SB0328S | 28 | 1 |

Female Branch Tee



| Part number | Size mm | Bag qty |
|-------------|-------------------|---------|
| SB031515F | 15x 15 x 1/2" BSP | 10 |

Reduced Branch Tee



| Part number | Size mm | Bag qty |
|-------------|--------------|---------|
| SB03222210 | 22 x 22 x 10 | 1 |
| SB03222215 | 22 x 22 x 15 | 5 |
| SB03282815 | 28 x 28 x 15 | 5 |
| SB03282822 | 28 x 28 x 22 | 5 |

Reduced Run Tee



| Part number | Size mm | Bag qty |
|-------------|--------------|---------|
| SB03221522 | 22 x 15 x 22 | 5 |

Reduced Branch and Run Tee



| Part number | Size mm | Bag qty |
|-------------|--------------|---------|
| SB03221515 | 22 x 15 x 15 | 5 |

Male Connector (tapered thread)



| Part number | Size mm | Bag qty |
|-------------|---------------|---------|
| SB111515MT | 15 x 1/2" BSP | 5 |
| SB112220MT | 22 x 3/4" BSP | 5 |
| SB112825MT | 28 x 1" BSP | 1 |

Male Connector (parallel thread)



| Part number | Size mm | Bag qty |
|-------------|---------------|---------|
| SB111515MP | 15 x 1/2" BSP | 5 |
| SB112220MP | 22 x 3/4" BSP | 5 |

Male Tank Connector



| Part number | Size mm | Bag qty |
|-------------|---------------|---------|
| SB111515MTC | 15 x 1/2" BSP | 1 |
| SB112220MTC | 22 x 3/4" BSP | 1 |

Female Connector (parallel thread)



| Part number | Size mm | Bag qty |
|-------------|---------------|---------|
| SB111515F | 15 x 1/2" BSP | 5 |
| SB112220F | 22 x 3/4" BSP | 5 |
| SB112825F | 28 x 1" BSP | 1 |

DZR brass fittings*

Tap Connectors



| Part number | Size mm | Bag qty |
|-------------|---------------------|---------|
| SB141515 | 15 x 1/2" Loose nut | 5 |
| SB142220 | 22 x 3/4" Loose nut | 5 |

90° Tap Connector Elbow



| Part number | Size mm | Bag qty |
|-------------|---------------------|---------|
| SB141515E | 15 x 1/2" Loose Nut | 5 |

End Stop



| Part number | Size mm | Bag qty |
|-------------|---------|---------|
| SB0410 | 10 | 5 |
| SB0415 | 15 | 10 |
| SB0422 | 22 | 5 |
| SB0428 | 28 | 5 |

Straight Reducing Tails



| Part number | Size mm | Bag qty |
|-------------|---------|---------|
| SB211510 | 15 x 10 | 5 |
| SB212215 | 22 x 15 | 5 |
| SB212815 | 28 x 15 | 5 |
| SB212822 | 28 x 22 | 5 |

When connecting SharkBite Brass to Speedfit Pipe a standard Speedfit Insert (TSM) should be used. Speedfit Superseal Inserts (STSI) should not be used. Suitable for use with JG Speedfit pipe
 * 15 to 28mm fittings connected to copper pipe are rated to 120°C at 10.0 bar.

Single Branch Manifold Tee



| Part number | Size mm | Bag qty |
|--------------|--------------|---------|
| SB01221022ST | 22 x 22 x 10 | 1 |

Double Branch Manifold Tee



| Part number | Size mm | Bag qty |
|----------------|-------------------|---------|
| SB0122101022ST | 22 x 22 x 10 x 10 | 1 |

1/4 Turn Valves are indicated by this marker

These valves have been designed to allow temporary servicing of downstream equipment and must only be used in the fully open or fully closed position.

DO NOT use these valves:

- In a partially open position to control flow.
- To provide a permanent termination.
- Without tubing assembled or plugged (or threaded connections sealed).
- As a tap or "faucet".

DZR brass valves

Nickel Plated Quarter Turn Ball Valve



| Part number | Size mm | Bag qty |
|-------------|---------|---------|
| Red | | |
| SB3515R | 15 | 5 |
| SB3522R | 22 | 5 |
| Blue | | |
| SB3515B | 15 | 5 |
| SB3522B | 22 | 5 |

Appliance Valve



| Part number | Size mm | Bag qty |
|-------------|---------|---------|
| SB2415 | 15 | 1 |

Washing Machine Valve



| Part number | Size mm | Bag qty |
|-------------|----------------|---------|
| SB241520 | 15 x 3/4" MBSP | 1 |

Service Valve



| Part number | Size mm | Bag qty |
|-------------|---------|---------|
| SB1915 | 15 | 5 |
| SB1922 | 22 | 5 |

Stop Cock



| Part number | Size mm | Bag qty |
|-------------|---------|---------|
| SB1715 | 15 | 1 |
| SB1722 | 22 | 1 |

Drain Cock



| Part number | Size mm | Bag qty |
|-------------|---------|---------|
| SB1315 | 15 | 5 |

Double Check Valve



| Part number | Size mm | Bag qty |
|-------------|---------|---------|
| SB2615 | 15 | 1 |

Suitable for applications up to fluid group 3.

Accessories

Combination Depth Markers & Disconnecting Clips



| Part number | Size mm | Bag qty |
|-------------|----------|---------|
| SB2910 | 10 | 1 |
| SB2915 | 15 | 1 |
| SB2922 | 22 | 1 |
| SB2928 | 28 | 1 |
| SB2910-28 | Full Set | 1 |

Disconnecting Tongs



| Part number | Size mm | Bag qty |
|-------------|---------|---------|
| SB3010 | 10 | 1 |
| SB3015 | 15 | 1 |
| SB3022 | 22 | 1 |
| SB3028 | 28 | 1 |

Silicon Lubricant Grease



| Part number | Size | Bag qty |
|-------------|------|---------|
| SBSG | 100g | 1 |

Reliance Valves with SharkBite connections

Heatguard® Style Thermostatic Mixing Valve



- Highly polished chrome finish
- Stylish, compact design that easily fits within front of wall supply outlets
- Includes check valves and strainers
- Complies with BS7942, NHS MES D08

| Part number | Description | Size |
|--------------|-------------------------|------|
| SBHEAT135001 | TMV with 15mm SharkBite | 15mm |



Ausimix® Compact Thermostatic Mixing Valve



- Rapid failsafe on either hot or cold supply failure
- Unique temperature adjustment tool incorporated into the cap
- Building Regulations Part G and HTM04-01-D08 compliant
- Flat faced union connections for ease of maintenance

| Part number | Description | LPM | Size |
|--------------|--------------------------------|---------------|------|
| SBHEAT110750 | 2-in-1 TMV with 15mm SharkBite | 35 at 2.5 bar | 15mm |
| SBHEAT110755 | 2-in-1 TMV with 22mm SharkBite | 35 at 2.5 bar | 22mm |
| SBHEAT110780 | 4-in-1 TMV with 15mm SharkBite | 35 at 2.5 bar | 15mm |
| SBHEAT110785 | 4-in-1 TMV with 22mm SharkBite | 35 at 2.5 bar | 22mm |




Thermal Balancing Valve



- Easy temperature adjustment between 40 - 65°C with tamperproof cap
- Built-in disinfection function to protect against Legionella
- Supplied pre-insulated reducing installation time and cost
- Dry-fit thermometer - no need to drain the system down

| Part number | Description | Size |
|--------------|-------------------------|------|
| SBTREG100060 | TBV with 15mm SharkBite | 15mm |
| SBTREG100065 | TBV with 22mm SharkBite | 22mm |



When connecting SharkBite Brass to Speedfit Pipe a standard Speedfit Insert (TSM) should be used. Speedfit Superseal Inserts (STS) should not be used. Suitable for use with JG Speedfit pipe.


314 Dial-Up Pressure Reducing Valve



- One piece, easy to replace cartridge contains all the working components
- Suitable for hot and cold water applications for installation flexibility
- Easy to read pressure indicator dial
- Integral strainer to protect the cartridge and the installation
- Can be installed in any orientation

For up to 25 bar and 70°C. Adjustable between 1.0 - 6.0 bar

| Part number | Description | Size |
|--------------|-----------------------------|------|
| SBPRED314001 | 314 PRV with 15mm SharkBite | 15mm |
| SBPRED314005 | 314 PRV with 22mm SharkBite | 22mm |



320 Easiset Pressure Reducing Valve




- High flow rate design
- 'Lift and turn' mechanism for ease of pressure adjustment
- One piece Easiset cartridge
- Fully serviceable strainer
- Can be installed in any orientation
- Drop tight valve, controls the pressure under both flow and no-flow conditions
- Single gauge port on the base of the valve

Cold - For up to 16 bar and 45°C. Adjustable between 1.5 - 6.0 bar

| Part number | Description | Size |
|--------------|----------------------------------|------|
| SBPRED320001 | 320 Cold PRV with 15mm SharkBite | 15mm |
| SBPRED320005 | 320 Cold PRV with 22mm SharkBite | 22mm |

Hot - For up to 16 bar and 80°C. Adjustable between 1.5 - 6.0 bar

| Part number | Description | Size |
|--------------|---------------------------------|------|
| SBPRED320050 | 320 Hot PRV with 15mm SharkBite | 15mm |
| SBPRED320055 | 320 Hot PRV with 22mm SharkBite | 22mm |




Combination Thermal Balancing & Pressure Reducing Valve



- Single unit cartridge design ensures a quick and easy installation
- Reduces design complexity and avoids installation error
- Reduced leakage potential and easy maintenance, saving cost
- Supplied pre-insulated further reducing installation time and cost
- Easy temperature adjustment between 40 - 65°C with tamperproof cap
- Built-in disinfection function to protect against Legionella
- Dry-fit thermometer - no need to drain the system down
- High flow rate design
- 'Lift and turn' mechanism for ease of pressure adjustment
- One piece Easiset cartridge with fully serviceable strainer

| Part number | Description | Size |
|--------------|-------------------------------|------|
| SBTREG200001 | TBV & PRV with 15mm SharkBite | 15mm |
| SBTREG200002 | TBV & PRV with 22mm SharkBite | 22mm |





World-leading control valves

Reliance Valves give you precise control over the delivery of water through a robust range of potable and non-potable plumbing products.

We specialise in water pressure, temperature and thermostatic mixing valves that protect and safeguard hot and cold water systems, creating safe and comfortable spaces where people live, work, learn and play.

From compression to BSP thread and push-fit, our valves come with a variety of end connections, and are suitable for residential and commercial applications.

Features

- Trusted water control technology
- Temperature, pressure, balancing and mixing valves, plus more
- Versatile solutions from combination to speciality valves
- A wide range of ancillaries for sealed heating systems


Benefits

- Precise and consistent water temperature and pressure control
- Protects and optimises hot water systems
- Safeguards property and people
- Minimises water wastage and energy consumption




Temperature Control

Reliable water temperature control valves for optimum safety and comfort.



Thermostatic mixing valves

Heatguard® TMV3-8



- Large body allows for a reliable, stable blended temperature, and higher flowrate.
- Tamperproof cap to stop unauthorised tampering
- Works in larger areas up to 10:1 pressure differential, rather than industry standard 5:1
- Viton seals, not EPDM, to significantly improve performance at higher temperatures
- Flat faced union connections on all ports – for fast maintenance

| Part number | Model | LPM | Size |
|-------------|--------------|---------------|------|
| HEAT160015 | 2-in-1 union | 37 at 2.5 bar | 15mm |
| HEAT160020 | 2-in-1 union | 37 at 2.5 bar | 22mm |
| HEAT160030 | 4-in-1 union | 37 at 2.5 bar | 15mm |
| HEAT160035 | 4-in-1 union | 37 at 2.5 bar | 22mm |
| HEAT160001 | Base valve | 37 at 2.5 bar | 1" |



Heatguard® Dual



- Approved for Healthcare (TMV3) and Public Sector (TMV2)
- Temperature adjustment key in the valve cap for easier maintenance
- Large outlet port to allow for faster response in shutdown mode (cold/hot water supply termination protection)
- Works in larger areas up to 10:1 pressure differential, rather than industry standard 5:1
- Viton seals, not EPDM, to significantly improve performance at higher temperatures

| Part number | Model | LPM | Size |
|-------------|------------------------|---------------|---------|
| HEAT110614 | 2-in-1 union | 35 at 2.5 bar | 15mm |
| HEAT110624 | 2-in-1 union | 35 at 2.5 bar | 22mm |
| HEAT110615 | 2-in-1 universal union | 35 at 2.5 bar | 15/22mm |
| HEAT110616 | 4-in-1 union | 35 at 2.5 bar | 15mm |
| HEAT110625 | 4-in-1 union | 35 at 2.5 bar | 22mm |
| HEAT110617 | 4-in-1 universal union | 35 at 2.5 bar | 15/22mm |



Heatguard® Style



- Highly polished chrome finish
- Stylish, compact design that easily fits within front of wall supply outlets
- Includes check valves and strainers
- Complies with BS7942, NHS MES D08

| Part number | Model | Size |
|--------------|-----------|------|
| HEAT135001 | Union | 15mm |
| SBHEAT135001 | SharkBite | 15mm |



Ausimix® Compact



- Approved for Healthcare (TMV3) and Public Sector (TMV2)
- Temperature adjustment key in the valve cap for easier maintenance
- Works in larger areas up to 10:1 pressure differential, rather than industry standard 5:1
- Viton seals, not EPDM, to significantly improve performance at higher temperatures
- Easy to install in 2 tap applications - potable adaptor can be fitted to run from the 4in1 fitting up to a cold tap

| Part number | Model | LPM | Size |
|--------------|-----------------------|---------------|------|
| HEAT110751 | 2-in-1 telescopic | 35 at 2.5 bar | 15mm |
| HEAT110750 | 2-in-1 union | 35 at 2.5 bar | 15mm |
| HEAT110755 | 2-in-1 union | 35 at 2.5 bar | 22mm |
| SBHEAT110750 | 2-in-1 with SharkBite | 35 at 2.5 bar | 15mm |
| SBHEAT110755 | 2-in-1 with SharkBite | 35 at 2.5 bar | 22mm |
| HEAT110780 | 4-in-1 union | 35 at 2.5 bar | 15mm |
| HEAT110785 | 4-in-1 union | 35 at 2.5 bar | 22mm |
| SBHEAT110780 | 4-in-1 with SharkBite | 35 at 2.5 bar | 15mm |
| SBHEAT110785 | 4-in-1 with SharkBite | 35 at 2.5 bar | 22mm |



Heatguard® BF2-2 Sports



- TMV2 designed specifically for group mixing applications
- Gives high flow rates on low pressure systems
- Works in larger areas up to 10:1 pressure differential, rather than industry standard 5:1
- Viton seals, not EPDM, to significantly improve performance at higher temperatures

| Part number | Model | LPM | Size |
|-------------|--------------|---------------|------|
| HEAT115100 | 2-in-1 union | 85 at 2.5 bar | 22mm |
| HEAT115105 | 4-in-1 union | 85 at 2.5 bar | 22mm |



Easifit®



- Suitable for BREEAM projects as it operates as low as 1lpm (15mm) and 4lpm (22mm)
- Works in larger areas up to 10:1 pressure differential, rather than industry standard 5:1
- Viton seals, not EPDM, to significantly improve performance at higher temperatures
- Available with flat faced union on hot and cold connections or JG Speedfit push-fit for fast and simple installation and maintenance

| Part number | Model | Size |
|-------------|-------------------------------------|------|
| HEAT112010 | 2-in-1 union | 15mm |
| HEAT112015 | 2-in-1 union | 22mm |
| HEAT155010 | Insert with JG Speedfit connections | 15mm |
| HEAT112050 | 4-in-1 union | 15mm |
| HEAT112055 | 4-in-1 union | 22mm |




Group mixing valves

Euromixer®



- Adjustable or lockable temperature control gives complete flexibility to the installer
- High flow rates suitable for feeding 1 - 10 showers or taps
- 1" x 1" or 1" x 1 1/4" Female BSP connections to suit all types of pipework
- 4-in-1 services fittings provided isolation, filtration, cross-flow prevention and a gauge port for testing in a single compact unit

| Part number | Model | LPM | Size |
|-------------|-------|----------------|-------------|
| HEAT630100 | 630 | 120 at 2.5 bar | 1" FBSP |
| HEAT640100 | 640 | 150 at 2.5 bar | 1 1/4" FBSP |




Tempering valves

Masterguard®



- Integrated fixing point allows easy wall or floor fixing
- Designed for very high flow rates, with extremely stable outlet temperature
- Adjustable set temperature mechanism with locking feature, allows installer flexibility
- Minimal moving parts and simple construction reduce maintenance service interval
- 4-in-1 installation fitting provides easy orientation of valve to match inlet pipes, and includes cross-flow prevention, isolation and filtration

| Part number | Model | LPM | Size |
|-------------|-------|----------------|-------------|
| MIX83004 | 830 | 120 at 2.5 bar | 1" FBSP |
| MIX84004 | 840 | 170 at 2.5 bar | 1 1/4" FBSP |
| MIX85004 | 850 | 260 at 2.5 bar | 1 1/2" FBSP |
| MIX86004 | 860 | 360 at 2.5 bar | 2" FBSP |




Heatguard®



- Pre-set and locked at 55°C
- 22mm direct compression connections
- Tamperproof cap
- Easy and quick to install
- Provides stable mixed water temperature
- Complete with 22mm direct compression connections

| Part number | Size |
|-------------|------|
| HEAT110505 | 22mm |



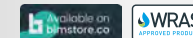
Balancing & blending valves

Thermal Balancing Valves



- Easy temperature adjustment between 40 - 65°C with tamperproof cap
- Built-in disinfection function to protect against Legionella
- Supplied pre-insulated reducing installation time and cost
- Dry-fit thermometer - no need to drain the system down

| Part number | Model | Size |
|--------------|----------------------|-----------|
| TREGI00060 | With gauge | 1/2" FBSP |
| TREGI00065 | With gauge | 3/4" FBSP |
| SBTREGI00060 | Gauge with SharkBite | 15mm |
| SBTREGI00065 | Gauge with SharkBite | 22mm |

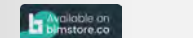


Heatguard® UFH



- High flow rates - suitable for systems up to 250sqm
- Quick reaction to supply temperature changes, keeps system temperatures stable
- User adjustable between 35 - 60°C to be suitable for all types of floor
- Compression type connections for ease of installation

| Part number | Model | Size |
|-------------|----------------|------|
| HEAT219058 | Blending Valve | 22mm |
| HEAT115002 | Blending Valve | 28mm |



Service kits & spares

Service Kits

| Part number | Description | Size |
|-------------|--|---------|
| SKIT980021 | Service kit for 22mm UFH | 22mm |
| SKIT219053 | Heatguard TMV3-8 and BF2-2 2-in-1 adaptor service kit | |
| SKIT300020 | Heatguard TMV3-8 and BF2-2 4-in-1 adaptor service kit | |
| SKIT170015 | Heatguard TMV3-8 full internal service kit | |
| SKIT110600 | Heatguard Dual full internal service kit | 15/22mm |
| SKIT110605 | Heatguard Dual and Ausimix seal service kit | 15/22mm |
| SKIT110610 | Heatguard Dual and Ausimix 2-in-1 service kit | 15/22mm |
| SKIT110615 | Heatguard Dual 4-in-1 service kit | 15/22mm |
| SKIT110700 | Ausimix full internal service kit | |
| SKIT110710 | Ausimix 2-in-1 service kit | 22mm |
| SKIT110715 | Ausimix 4-in-1 service kit | 15mm |
| SKIT110720 | Ausimix 4-in-1 service kit | 22mm |
| SKIT115001 | Heatguard BF2-2 TMV full internal service kit | |
| SKIT300020 | Heatguard BF2-2 4-in-1 adaptor service kit | |
| SKIT630001 | Euromixer 630 & 640 full internal service kit | |
| SKIT430001 | Heatguard Planar full internal service kit for 430/530 | |
| SKIT100060 | Thermal Balancing Valve service kit | |

Thermometers & Probes

| Part number | Description |
|-------------|--------------------------------|
| READ500005 | Temperature readout with probe |
| PLUG500001 | Temperature probe plug socket |

Brass Adaptors

| Part number | Description | Size |
|-------------|---------------------------|------------------|
| ZADP110780 | Compression brass adaptor | 1/4" MBSP X 15mm |

Keys

| Part number | Description |
|-------------|--|
| ZKEY110001 | Heatguard TMV3-8 temperature adjusting key |

Caps

| Part number | Description | Size |
|-------------|----------------------------------|---------|
| ZCAP160001 | Heatguard TMV3-8 replacement cap | |
| ZCAP110600 | Heatguard Dual replacement cap | 15/22mm |
| ZCAP110700 | Ausimix replacement cap | |

Temperature Gauges

| Part number | Description |
|-------------|-------------------------|
| GAGE100060 | Spare temperature gauge |

Insulation Cases


| Part number | Description | Size |
|-------------|---|------|
| INSU100060 | Insulation case for Thermal Balancing Valve | 1/2" |
| INSU100065 | Insulation case for Thermal Balancing Valve | 3/4" |

Flow Control

Precision controls to regulate water flow and pressure for safe operating conditions.

Pressure reducing valves

312 Compact



- Drop tight valve - controls the pressure under flow and no-flow conditions
- One piece, easy to replace cartridge contains all working parts
- Integral strainer to protect the seat of the valve and is fully serviceable
- Installation flexibility - can be installed in any orientation
- Gauge ports located on either side of the base of the valve

Cold - For up to 16 bar and 45°C. Adjustable between 1.5 - 6.0 bar

| Part number | Description | Size |
|-------------|--|-----------------|
| PRED312020 | | 1/2" FBSP |
| PRED312025 | | 3/4" FBSP |
| PRED312001 | | 1/2" MBSP union |
| PRED312005 | | 3/4" MBSP union |
| PRED312010 | | 15mm comp |
| PRED312015 | | 22mm comp |
| PRED312061 | With gauge | 15mm comp |
| PRED312066 | With gauge | 22mm comp |
| PRED312100 | 312 Compact PRV with JG Speedfit connections | 15mm push-fit |
| PRED312110 | 312 Compact PRV with JG Speedfit connections | 22mm push-fit |

Hot - For up to 16 bar and 80°C. Adjustable between 1.5 - 6.0 bar

| Part number | Description | Size |
|-------------|-------------|-----------------|
| PRED312070 | | 1/2" FBSP |
| PRED312071 | With gauge | 1/2" FBSP |
| PRED312075 | | 3/4" FBSP |
| PRED312076 | With gauge | 3/4" FBSP |
| PRED312050 | | 1/2" MBSP union |
| PRED312055 | | 3/4" MBSP union |
| PRED312060 | | 15mm comp |
| PRED312065 | | 22mm comp |




314 Dial-Up



- One piece, easy to replace cartridge contains all the working components
- Suitable for hot and cold water applications for installation flexibility
- Easy to read pressure indicator dial
- Integral strainer to protect the cartridge and the installation
- MBSP connection complete with union fitting for ease of servicing
- Drop Tight Design
- Comes with 1/4" Test Port Connection

For up to 25 bar and 70°C. Adjustable between 1.0 - 6.0 bar

| Part number | Description | Size |
|--------------|----------------|-----------|
| PRED314001 | | 1/2" FBSP |
| PRED314005 | | 3/4" FBSP |
| PRED314010 | | 1/2" MBSP |
| PRED314015 | | 3/4" MBSP |
| SBPRED314001 | With SharkBite | 15mm |
| SBPRED314005 | With SharkBite | 22mm |



320 Easiset




- High flow rate design
- 'Lift and turn' mechanism for ease of pressure adjustment
- One piece Easiset cartridge
- Fully serviceable strainer
- Can be installed in any orientation
- Drop tight valve, controls the pressure under both flow and no-flow conditions
- Single gauge port on the base of the valve
- Available with SharkBite® Metal Push-fit connections for even quicker installation

Cold - For up to 16 bar and 45°C. Adjustable between 1.5 - 6.0 bar

| Part number | Description | Size |
|--------------|----------------|-----------|
| PRED320001 | | 1/2" FBSP |
| PRED320005 | | 3/4" FBSP |
| PRED320003 | | 1/2" MBSP |
| PRED320011 | | 3/4" MBSP |
| PRED320010 | | 15mm comp |
| PRED320015 | | 22mm comp |
| SBPRED320001 | With SharkBite | 15mm |
| SBPRED320005 | With SharkBite | 22mm |

Hot - For up to 16 bar and 80°C. Adjustable between 1.5 - 6.0 bar

| Part number | Description | Size |
|--------------|----------------|-----------|
| PRED320050 | | 1/2" FBSP |
| PRED320055 | | 3/4" FBSP |
| PRED320051 | | 1/2" MBSP |
| PRED320056 | | 3/4" MBSP |
| PRED320060 | | 15mm comp |
| PRED320065 | | 22mm comp |
| SBPRED320050 | With SharkBite | 15mm |
| SBPRED320055 | With SharkBite | 22mm |




Predator®



- Drop-tight valve - controls the pressure under both flow and no-flow conditions
- Integral strainer protects the seat of the valve and is fully serviceable
- Can be installed in any orientation providing the ultimate installation flexibility
- Suitable for hot or cold applications

For use at temperatures up to 80°C. Adjustable between 1.0 - 6.0 bar

| Part number | Description | Size |
|-------------|-------------|-----------|
| PRED800015 | With gauge | 15mm comp |
| PRED800020 | With gauge | 22mm comp |



Pressure reducing valves


315i Commercial



- Easy to read pressure indicator
- Robust design
- Fully serviceable
- Suitable for hot and cold supplies
- Can be installed in any orientation

For up to 25 bar and 70°C. Adjustable between 1.5 - 6.0 bar

| Part number | Size |
|-------------|-------------------|
| PRED315010 | 1/2" MBSP union |
| PRED315020 | 3/4" MBSP union |
| PRED315030 | 1" MBSP union |
| PRED315040 | 1 1/4" MBSP union |
| PRED315050 | 1 1/2" MBSP union |
| PRED315060 | 2" MBSP union |
| PRED315070 | 15mm capillary |
| PRED315080 | 22mm capillary |
| PRED315090 | 28mm capillary |
| PRED315110 | 28mm comp |



6247 Commercial/Industrial



- Manufactured in corrosion resistant bronze
- Accurate pressure control, adjustable between 1.5-6.0 bar
- Robust design
- All working components contained in a single cartridge
- Test point on base of valve
- Can be installed in any orientation

| Part number | Description | Size |
|-------------|---|-----------|
| PRED624001 | For up to 16 bar and 60°C. Adjustable between 1.5 - 6.0 bar | DN 65 |
| PRED624002 | For up to 16 bar and 60°C. Adjustable between 1.5 - 6.0 bar | DN 80 |
| PRED624003 | For up to 16 bar and 60°C. Adjustable between 1.5 - 6.0 bar | DN 100 |
| BVAL624001 | Mini test point pall valve for 6247 PRV | 1/4" MBSP |



Gauges & cartridges

Replacement One Piece Cartridges



- Spares for pressure reducing valves with one piece cartridges and threaded connection cartridge
- Care must be taken in selecting the correct cartridge

| Part number | Description | Size |
|-------------|---|----------------------------|
| REDC312010 | For 312 Compact PRV (cold) | |
| REDC312015 | For 312 Compact PRV (hot) | |
| REDC320001 | For 320 Easiset PRV (cold) | 1/2" and 3/4", 15mm & 22mm |
| REDC320002 | For 320 Series & TVA for use up to 80°C | 1/2" and 3/4" |
| REDC624001 | For 6247 for use up to 60°C | DN65, DN80, DN100 |
| REDC315010 | For 315i for use up to 70°C | 1/2" and 3/4" |
| REDC315020 | For 315i for use up to 70°C | 1" |
| REDC315030 | For 315i for use up to 70°C | 1 1/4", 1 1/2" and 2" |

Pressure Gauges



- Wide selection to suit all applications
- Both PSI and BAR registered

| Part number | Description | Size |
|-------------|---|----------------------------|
| GAGE250017 | 40mm Dial 0 - 10 bar | 1/4" MBSP back inlet |
| GAGE250007 | 50mm Dial 0 - 4 bar | 1/4" MBSP back inlet |
| GAGE250001 | 50mm Dial 0 - 6 bar | 1/4" MBSP back inlet |
| GAGE250004 | 50mm Dial 0 - 10 bar | 1/4" MBSP cent. back inlet |
| GAGE250006 | 50mm Dial 0 - 16 bar | 1/4" MBSP back inlet |
| GAGE250016 | 50mm Dial 0 - 6 bar for use with Easiset 320 PRVs | 1/4" MBSP top inlet |
| GAGE250002 | 63mm Dial 0 - 6 bar | 1/4" MBSP back inlet |
| GAGE250005 | 63mm Dial 0 - 10 bar | 1/4" MBSP back inlet |
| GAGE250008 | 63mm Dial 0 - 6 bar | 1/4" MBSP bottom inlet |
| GAGE250009 | 63mm Dial 0 - 10 bar | 1/4" MBSP bottom inlet |

Ball valves

Mini Isolating Ball Valve



- Compact, high quality valve gives durability and secure isolation
- Available in nickel or brass finish
- Chrome plated brass ball, encapsulated between two high grade NBR seals, gives smooth operation and reliability
- Compression connections for ease of installation
- Not suitable for chilled water applications
- 16.0 bar maximum working pressure

| Part number | Description | Pressure | Size |
|-------------|---------------|----------|------|
| BVAL201001 | Brass | 10 bar | 15mm |
| BVAL201002 | Nickel finish | 10 bar | 15mm |
| BVAL201003 | Brass | 10 bar | 22mm |
| BVAL201004 | Nickel finish | 10 bar | 22mm |
| BVAL201200 | Nickel finish | 16 bar | 15mm |

Nickel Plated Ball Valve for Water



- Range of full bore ball valves
- PN25/PN40 FBSP, JG Speedfit push-fit variants available
- Not suitable for chilled water applications
- Easy to use lever handle with clear colouring to designate usage - red and blue for water

| Part number | Description | Size |
|-------------|---|--------|
| BVAL400140 | Female PN40 ball valve - blue handle | 1/4" |
| BVAL400120 | Female PN40 ball valve - blue handle | 3/8" |
| BVAL400001 | Female PN40 ball valve - blue handle | 1/2" |
| BVAL400010 | Female PN40 ball valve - blue handle | 3/4" |
| BVAL400020 | Female PN40 ball valve - blue handle | 1" |
| BVAL400030 | Female PN40 ball valve - blue handle | 1 1/4" |
| BVAL400040 | Female PN40 ball valve - blue handle | 1 1/2" |
| BVAL400050 | Female PN40 ball valve - blue handle | 2" |
| BVAL400130 | Female PN25 ball valve - blue handle | 2 1/2" |
| BVAL400141 | Female PN40 ball valve - red handle | 1/4" |
| BVAL400121 | Female PN40 ball valve - red handle | 3/8" |
| BVAL400000 | Female PN40 ball valve - red handle | 1/2" |
| BVAL400011 | Female PN40 ball valve - red handle | 3/4" |
| BVAL400021 | Female PN40 ball valve - red handle | 1" |
| BVAL400031 | Female PN40 ball valve - red handle | 1 1/4" |
| BVAL400041 | Female PN40 ball valve - red handle | 1 1/2" |
| BVAL400051 | Female PN40 ball valve - red handle | 2" |
| BVAL400131 | Female PN25 ball valve - red handle | 2 1/2" |
| BVAL400060 | Compression PN25 ball valve - blue handle | 15mm |
| BVAL400200 | Ball Valves with JG Speedfit connections (blue and red handles) | 15mm |
| BVAL400070 | Compression PN25 ball valve - blue handle | 22mm |
| BVAL400210 | Ball Valves with JG Speedfit connections (blue and red handles) | 22mm |
| BVAL400080 | Compression PN25 ball valve - blue handle | 28mm |
| BVAL400090 | Compression PN25 ball valve - blue handle | 35mm |
| BVAL400100 | Compression PN25 ball valve - blue handle | 42mm |
| BVAL400110 | Compression PN25 ball valve - blue handle | 54mm |
| BVAL400061 | Compression PN25 ball valve - red handle | 15mm |
| BVAL400071 | Compression PN25 ball valve - red handle | 22mm |
| BVAL400081 | Compression PN25 ball valve - red handle | 28mm |
| BVAL400091 | Compression PN25 ball valve - red handle | 35mm |
| BVAL400101 | Compression PN25 ball valve - red handle | 42mm |
| BVAL400111 | Compression PN25 ball valve - red handle | 54mm |

Isolating valves, strainers & manifolds


Protecto YC In-Line Strainer



- For protection of water systems from debris
- Compression connections for simple, low cost installation
- Access port to sleeve filter allows servicing without need to replace
- O-Ring seal on access port for ease of service
- Dual thickness gauze for improved resistance to damage
- Stainless steel 60 mesh filter

| Part number | Description | Size |
|-------------|---|------|
| LINS400001 | Class 3 in-line strainer | 15mm |
| LINS400101 | Class 3 in-line strainer, nickel plated | 15mm |
| LINS400002 | Class 3 in-line strainer | 22mm |
| LINS400006 | Class 3 in-line strainer | 28mm |

Floreg Isolating Valve & Strainer



- Serviceable without the need to remove the valve from the installation
- Saves water and energy as well as providing isolation for servicing
- Provides even distribution when supplying multiple outlets
- Precise flow control enables designers to size systems accurately
- 15mm compression connections for ease of installation
- Can be used for retrofit or new build installations
- The regulators are interchangeable so that alterations in flow rate, to suit customer requirements are quick and easy

| Part number | Pressure | Size |
|-------------|----------|------|
| SERV970000 | 4 LPM | 15mm |
| SERV970001 | 6 LPM | 15mm |
| SERV970002 | 8 LPM | 15mm |
| SERV970003 | 10 LPM | 15mm |
| SERV970004 | 12 LPM | 15mm |
| SERV970005 | 15 LPM | 15mm |

1/4 Turn Valves are indicated by this marker

These valves have been designed to allow temporary servicing of downstream equipment and must only be used in the fully open or fully closed position.

DO NOT use these valves:

- In a partially open position to control flow.
- To provide a permanent termination.
- Without tubing assembled or plugged (or threaded connections sealed).
- As a tap or "faucet".

Potable manifolds

Potable Water Manifolds




- Push-fit connections for ease of installation
- Universal product, suitable for hot or cold water systems
- Indicators to identify the fixtures supplied by each port
- DZR brass body
- Union connection allows multiple manifolds to be connected together

| Part number | Description | Size |
|-------------|-------------------|---------------|
| MANA500522 | 2 port cold water | 15mm push-fit |
| MANA500523 | 3 port cold water | 15mm push-fit |
| MANA500524 | 4 port cold water | 15mm push-fit |
| MANA500552 | Euroconus, 2 port | 3/4"MBSP |
| MANA500553 | Euroconus, 3 port | 3/4"MBSP |
| MANA500554 | Euroconus, 4 port | 3/4"MBSP |




Check valves

Floguard® Single Check Valves




- Single check valves protect against the risk of backflow and back-siphonage contamination
- Compact, lightweight construction for easy installation
- Minimum pressure drop giving good flow rates
- Ideal for all class 2 contamination risks as per Water Supply (water fittings) Regulations 1999
- Available with a comprehensive selection of FBSP and compression connections

| Part number | Description | Type | Size |
|-------------|-------------|------|-------------|
| FLOW235001 | DZR brass | EB | 15mm |
| FLOW235002 | DZR brass | EB | 22mm |
| FLOW235003 | DZR brass | EB | 28mm |
| FLOW235004 | DZR brass | EB | 1/2" FBSP |
| FLOW235005 | DZR brass | EB | 3/4" FBSP |
| FLOW235006 | DZR brass | EB | 1" FBSP |
| FLOW235007 | DZR brass | EB | 1 1/4" FBSP |
| FLOW235008 | DZR brass | EB | 1 1/2" FBSP |
| FLOW235009 | DZR brass | EB | 2" FBSP |




Floguard® Double Check Valves



- Double check valves protect against the risk of backflow and back-siphonage contamination
- Compact lightweight construction for easy installation
- Allows high flow rate with minimum pressure drop, giving good flow rates
- Ideal for all class 3 contamination risks as per Water Supply (water fittings) Regulations 1999
- Available with a comprehensive selection of FBSP and compression type connections
- Integral test point for monitoring functioning of the downstream check valve

| Part number | Description | Type | Size |
|-------------|--------------------|------|-------------|
| FLOW230001 | Mini, DZR brass | ED | 15mm |
| FLOW230002 | Mini, nickel | ED | 15mm |
| FLOW230003 | Compact, DZR brass | ED | 22mm |
| FLOW230004 | DZR brass | ED | 28mm |
| FLOW230005 | DZR brass | ED | 1/2" FBSP |
| FLOW230006 | DZR brass | ED | 3/4" FBSP |
| FLOW230007 | DZR brass | ED | 1" FBSP |
| FLOW230008 | DZR brass | ED | 1 1/4" FBSP |
| FLOW230009 | DZR brass | ED | 1 1/2" FBSP |
| FLOW230010 | DZR brass | ED | 2" FBSP |



Water meters

100 Single Jet Water Meter



- Scale resistant integral components give long life and accuracy
- Fully rotational dry dial enables easy reading of meter regardless of installation position
- Compact design for either vertical or horizontal installation
- Silent operation
- Upgradable after installation for pulse output and radio transmission

Cold - Dry dial (up to 30°C)

| Part number | Nominal flow | Size |
|-------------|----------------------|-----------------|
| WATM100001 | 1.5m ³ /h | 1/2" MBSP union |
| WATM100004 | 2.5m ³ /h | 3/4" MBSP union |

Hot - Dry dial (up to 90°C)

| Part number | Nominal flow | Size |
|-------------|----------------------|-----------------|
| WATM110001 | 1.5m ³ /h | 1/2" MBSP union |
| WATM110004 | 2.5m ³ /h | 3/4" MBSP union |

120 Single Jet Water Meter – Cold



- Scale resistant integral components give long life and accuracy
- Fully rotational dry dial enables easy reading of meter regardless of installation position
- Compact design for either vertical or horizontal installation
- Silent operation
- Upgradable after installation for pulse output and radio transmission

Pulse output, dry dial (up to 30°C)

| Part number | Nominal flow | Size |
|-------------|----------------------|-----------------|
| WATM120001 | 1.5m ³ /h | 1/2" MBSP union |
| WATM120004 | 2.5m ³ /h | 3/4" MBSP union |

125 Single Jet Water Meter – Hot



- Scale resistant integral components give long life and accuracy
- Fully rotational dry dial enables easy reading of meter regardless of installation position
- Compact design for either vertical or horizontal installation
- Silent operation
- Upgradable after installation for pulse output and radio transmission

Pulse output (up to 90°C)

| Part number | Nominal flow | Size |
|-------------|----------------------|-----------------|
| WATM125001 | 1.5m ³ /h | 1/2" MBSP union |
| WATM125004 | 2.5m ³ /h | 3/4" MBSP union |

210 Multi Jet Water Meter – Cold



- Highly accurate metering capability at very low flow rates
- Simple construction allows ability to cope with a wide range of water qualities
- Silent operation
- Supplied complete with nuts, tails and washers

Dry dial (up to 30°C)

| Part number | Nominal flow | Size |
|-------------|-----------------------|-------------------|
| WATM210001 | 1.5m ³ /h | 1/2" MBSP union |
| WATM210004 | 2.5m ³ /h | 3/4" MBSP union |
| WATM210007 | 3.5m ³ /h | 1" MBSP union |
| WATM210008 | 6.0m ³ /h | 1 1/4" MBSP union |
| WATM210009 | 10.0m ³ /h | 1 1/2" MBSP union |
| WATM210010 | 15.0m ³ /h | 2" MBSP union |

Pulse output, dry dial (up to 30°C)

| Part number | Nominal flow | Size |
|-------------|-----------------------|-------------------|
| WATM210050 | 1.5m ³ /h | 1/2" MBSP union |
| WATM210053 | 2.5m ³ /h | 3/4" MBSP union |
| WATM210056 | 3.5m ³ /h | 1" MBSP union |
| WATM210057 | 6.0m ³ /h | 1 1/4" MBSP union |
| WATM210058 | 10.0m ³ /h | 1 1/2" MBSP union |
| WATM210059 | 15.0m ³ /h | 2" MBSP union |

Combination & Specialist Valves

Time and space saving valves that increase performance and reduce water wastage.

Combination valves


Tenant® Valve Plus



- A space saving, compact water monitoring unit, ideal for apartment blocks and multi-occupancy buildings
- Consists of ball type isolating valve WRAS approved as an above ground stop valve, pressure reducing valve & integral strainer, serviceable double check valve assembly, and connection point for RWC single jet water meter cartridge
- Also includes a unique, patented double reading pressure gauge to monitor both inlet and outlet pressures
- Single cartridge unit design ensures a quick and easy installation, reduced leakage potential and easy maintenance, saving cost
- Supplied pre-insulated further reducing installation time and cost
- For use up to 16 bar (additional valve staging may be required for higher pressure's). Suitable for both cold and hot (up to 80c) water use
- Adjustable between 1.5 - 6.0 bar
- Adaptor available to allow for installation of class 'D' meter suitable for use as a primary charging meter
- Supplied complete with moulded insulation protection box

| Part number | Description | Size |
|-------------|-------------------|-----------|
| TVAP201001 | Tenant Valve Plus | 3/4" FBSP |
| TVAP201005 | Tenant Valve Plus | 1" FBSP |

Combination Thermal Balancing & Pressure Reducing Valve



- Single unit, cartridge design, ensures quick and easy installation, commissioning & maintenance
- Reduces design complexity and avoids installation error
- Reduced leakage potential and easy maintenance, saving cost
- Supplied pre-insulated further reducing installation time and cost
- Easy temperature adjustment between 40 - 65°C with tamperproof cap
- Built-in disinfection function to protect against Legionella
- Dry-fit thermometer - no need to drain the system down
- High flow rate design
- 'Lift and turn' mechanism for ease of pressure adjustment
- One piece Easiset cartridge with fully serviceable strainer

| Part number | Description | Size |
|--------------|-------------------------------------|------|
| TREG200001 | Combined TBV and PRV | 1/2" |
| TREG200002 | Combined TBV and PRV | 3/4" |
| SBTREG200001 | Combined TBV and PRV with SharkBite | 15mm |
| SBTREG200002 | Combined TBV and PRV with SharkBite | 22mm |

Backflow prevention valves

Reduced Pressure Zone Backflow Preventer (RPZ)



- Incorporates a double check valve with a reduced pressure zone
- For protection against back-pressure and back-siphonage
- Protection against fluid category 4 : Type BA
- Verifiable backflow preventer with reduced pressure zone
- All serviceable components can be reached within easy access

Compact

| Part number | Description | Size |
|-------------|-------------------------------------|------|
| RPZV250001 | RPZ Valve Backflow Preventer - STBA | 1/2" |
| RPZV250005 | RPZ Valve Backflow Preventer - STBA | 3/4" |

Bathroom valves

Governor Urinal Flush Valve



- Compact unit allowing easier installation in ceiling and wall cavities
- Can be installed in vertical or horizontal orientation for maximum flexibility
- Adjustable flow rate with Allen key supplied for adaption to suit system requirements
- Brass body with cover provides a robust and reliable unit with no maintenance required
- No power supply required making installation straightforward and no running costs

| Part number | Description |
|-------------|--------------------------------------|
| PUCF100001 | Pressure operated urinal flush valve |

Spares

Spares for the Tenant® Valve Plus

| Part number | Description |
|-------------|--|
| TADP200075 | Class D water meter adaptor |
| GAGE201001 | Dual Reading Pressure Gauge For Tenant Valve Plus |
| WATM110700 | Tenant Valve Assembly - Optional Class A cold water meter cartridge |
| WATM110750 | Tenant Valve Assembly - Optional Class A hot water meter cartridge |
| PCAP110700 | Tenant Valve Assembly - Retrofit clip-on pulse output cap for cold water |
| REDC201001 | Adjustable Reducing Cartridge For Tenant Valve Plus |
| TCHK201001 | Double check valve assembly for Tenant Valve Plus |
| INSU201001 | Spare insulation for Tenant Valve Plus |

Spares for the Combination TBV and PRV

| Part number | Description | Size |
|-------------|---|----------------------|
| GAGE100060 | Spare Temperature Gauge | |
| SKIT100060 | Service Kit For Thermal Balancing Valve | |
| REDC320002 | Replacement PRV one part cartridge | 3/4" |
| GAGE250017 | Pressure gauge 40mm Dial 0 - 10 bar | 1/4" MBSP back inlet |

Spares for the RPZ

| Part number | Description | Size |
|-------------|--------------------------|-------------|
| SRPZ250001 | STBA RPZ Spare Cartridge | |
| SRPZ255000 | RPZ Cartridge | DN15 |
| SRPZ255005 | RPZ Cartridge | DN20 & DN25 |
| SRPZ255015 | RPZ Cartridge | DN32-50 |
| TOOL255000 | RPZ Tool | DN15-25 |
| TOOL255015 | RPZ Tool | DN32-50 |
| ZCAP255000 | RPZ Cap | DN15 |
| ZCAP255005 | RPZ Cap | DN20 & DN25 |
| ZCAP255015 | RPZ Cap | DN32-50 |
| BVAL255000 | Test port ball valve | |

Spares for the Safe T® Leakage Protection System

| Part number | Description | Size |
|-------------|---|--------|
| DRUF500001 | Universal Flange for Safe T Leakage Protection System | 3/4" |
| DRUF500002 | Universal Flange for Safe T Leakage Protection System | 1" |
| DRUF500003 | Universal Flange for Safe T Leakage Protection System | 1 1/4" |

Heating Ancillaries

Versatile solutions for the precise control and safety of sealed heating systems.

Heating system pressure relief valves

100 Series High Capacity Sealed Heating System Pressure Relief Valve



- Outlet one size larger than inlet, for high capacity discharge
- Provides protection against over pressurisation in wet heating systems
- Diaphragm design gives improved resistance against scale
- Cartridge design for ease of service and replacement without need to reset response pressure
- Set pressure range from 2.5 bar to 5.0 bar to suit any system requirement
- High lift design for increased discharge capacity

| Part number | Pressure | Size |
|-------------|----------|--------------------------|
| PREL100008 | 2.5 bar | 1/2" x 3/4" F x FBSP |
| PREL100001 | 3.0 bar | 1/2" x 3/4" F x FBSP |
| PREL100003 | 4.0 bar | 1/2" x 3/4" F x FBSP |
| PREL100004 | 5.0 bar | 1/2" x 3/4" F x FBSP |
| PREL100013 | 2.5 bar | 3/4" x 1" F x FBSP |
| PREL100014 | 3.0 bar | 3/4" x 1" F x FBSP |
| PREL100016 | 4.0 bar | 3/4" x 1" F x FBSP |
| PREL100028 | 5.0 bar | 3/4" x 1" F x FBSP |
| PREL100022 | 2.5 bar | 1" x 1 1/4" F x FBSP |
| PREL100023 | 3.0 bar | 1" x 1 1/4" F x FBSP |
| PREL100025 | 4.0 bar | 1" x 1 1/4" F x FBSP |
| PREL100027 | 5.0 bar | 1" x 1 1/4" F x FBSP |
| PREL100032 | 2.5 bar | 1 1/4" x 1 1/2" F x FBSP |
| PREL100033 | 3.0 bar | 1 1/4" x 1 1/2" F x FBSP |
| PREL100034 | 4.0 bar | 1 1/4" x 1 1/2" F x FBSP |
| PREL100036 | 5.0 bar | 1 1/4" x 1 1/2" F x FBSP |
| PREL100044 | 2.5 bar | 1 1/2" x 2" F x FBSP |
| PREL100041 | 3.0 bar | 1 1/2" x 2" F x FBSP |
| PREL100042 | 4.0 bar | 1 1/2" x 2" F x FBSP |
| PREL100046 | 5.0 bar | 1 1/2" x 2" F x FBSP |
| PREL100052 | 2.5 bar | 2" x 2 1/2" F x FBSP |
| PREL100049 | 3.0 bar | 2" x 2 1/2" F x FBSP |
| PREL100050 | 4.0 bar | 2" x 2 1/2" F x FBSP |
| PREL100055 | 5.0 bar | 2" x 2 1/2" F x FBSP |

101 Series Sealed Heating System Pressure Relief Valve



- Diaphragm design gives improved resistance to scaling and extends the valve's lifespan
- Straightforward removal of single piece cartridge allows access to seat for cleaning or cartridge replacement
- Set relief pressure range from 2.0 bar to 3.0 bar gives flexibility of system design
- Available with FBSP connections, for complete installation flexibility

| Part number | Pressure | Size |
|-------------|----------|---------------|
| PREL101001 | 2.0 bar | 1/2" F x FBSP |
| PREL101002 | 2.5 bar | 1/2" F x FBSP |
| PREL101003 | 3.0 bar | 1/2" F x FBSP |
| PREL101015 | 2.0 bar | 1/2" M x FBSP |
| PREL101024 | 2.5 bar | 1/2" M x FBSP |
| PREL101016 | 3.0 bar | 1/2" M x FBSP |
| PREL101011 | 2.0 bar | 3/4" F x FBSP |
| PREL101012 | 2.5 bar | 3/4" F x FBSP |
| PREL101013 | 3.0 bar | 3/4" F x FBSP |
| PREL101014 | 2.0 bar | 3/4" M x FBSP |
| PREL101027 | 2.5 bar | 3/4" M x FBSP |
| PREL101023 | 3.0 bar | 3/4" M x FBSP |

103 Series Sealed Heating System Pressure Relief Valve With Gauge



- Diaphragm design gives improved resistance to scaling and extends the valves lifespan
- Straightforward removal of single piece cartridge allows access to seat for cleaning or cartridge replacement
- Set relief pressure range from 2.0 bar - 3.0 bar gives flexibility of system design
- Available with FBSP/FBSP or MBSP/ FBSP connections, for complete installation flexibility

| Part number | Pressure | Size |
|-------------|----------|---------------|
| PREL103003 | 3.0 bar | 1/2" F x FBSP |


Potable water pressure relief valves

102 Series Potable Water Pressure Relief Valve



- Rapid removal of single piece cartridge for cleaning or replacement
- Diaphragm design gives improved resistance scale
- Multiple connections for flexible installation
- Set relief pressure range from 3.5 - 8.0 bar

| Part number | Pressure | Size |
|-------------|----------|------------------|
| PREL102014 | 3.5 bar | 1/2" FBSP x FBSP |
| PREL102008 | 5.0 bar | 1/2" FBSP x FBSP |
| PREL102001 | 6.0 bar | 1/2" FBSP x FBSP |
| PREL102004 | 8.0 bar | 1/2" FBSP x FBSP |
| PREL102040 | 3.5 bar | 1/2" MBSP x FBSP |
| PREL102041 | 5.0 bar | 1/2" MBSP x FBSP |
| PREL102042 | 6.0 bar | 1/2" MBSP x FBSP |
| PREL102043 | 8.0 bar | 1/2" MBSP x FBSP |
| PREL102009 | 3.5 bar | 1/2" MBSP x 15mm |
| PREL102003 | 5.0 bar | 1/2" MBSP x 15mm |
| PREL102005 | 6.0 bar | 1/2" MBSP x 15mm |
| PREL102044 | 8.0 bar | 1/2" MBSP x 15mm |
| PREL102045 | 3.5 bar | 3/4" FBSP x FBSP |
| PREL102046 | 5.0 bar | 3/4" FBSP x FBSP |
| PREL102031 | 6.0 bar | 3/4" FBSP x FBSP |
| PREL102047 | 8.0 bar | 3/4" FBSP x FBSP |
| PREL102048 | 3.5 bar | 3/4" MBSP x FBSP |
| PREL102118 | 5.0 bar | 3/4" MBSP x FBSP |
| PREL102018 | 6.0 bar | 3/4" MBSP x FBSP |
| PREL102024 | 8.0 bar | 3/4" MBSP x FBSP |
| PREL102020 | 3.5 bar | 3/4" MBSP x 22mm |
| PREL102049 | 5.0 bar | 3/4" MBSP x 22mm |
| PREL102027 | 6.0 bar | 3/4" MBSP x 22mm |
| PREL102050 | 8.0 bar | 3/4" MBSP x 22mm |




104 Series High Capacity Potable Water Pressure Relief Valve



- Rapid removal of single piece cartridge for cleaning or replacement
- Diaphragm design gives improved resistance scale
- Multiple connections for flexible installation
- Set relief pressure range from 3.5 - 8.0 bar

| Part number | Pressure | Size |
|-------------|----------|-----------------------------|
| PREL104040 | 3.5 bar | 1/2" x 3/4" FBSP x FBSP |
| PREL104041 | 5.0 bar | 1/2" x 3/4" FBSP x FBSP |
| PREL104008 | 6.0 bar | 1/2" x 3/4" FBSP x FBSP |
| PREL104006 | 8.0 bar | 1/2" x 3/4" FBSP x FBSP |
| PREL104042 | 3.5 bar | 3/4" x 1" FBSP x FBSP |
| PREL104014 | 5.0 bar | 3/4" x 1" FBSP x FBSP |
| PREL104010 | 6.0 bar | 3/4" x 1" FBSP x FBSP |
| PREL104016 | 8.0 bar | 3/4" x 1" FBSP x FBSP |
| PREL104043 | 3.5 bar | 1" x 1 1/4" FBSP x FBSP |
| PREL104001 | 5.0 bar | 1" x 1 1/4" FBSP x FBSP |
| PREL104002 | 6.0 bar | 1" x 1 1/4" FBSP x FBSP |
| PREL104017 | 8.0 bar | 1" x 1 1/4" FBSP x FBSP |
| PREL104044 | 3.5 bar | 1 1/4" x 1 1/2" FBSP x FBSP |
| PREL104045 | 5.0 bar | 1 1/4" x 1 1/2" FBSP x FBSP |
| PREL104005 | 6.0 bar | 1 1/4" x 1 1/2" FBSP x FBSP |
| PREL104013 | 8.0 bar | 1 1/4" x 1 1/2" FBSP x FBSP |
| PREL104046 | 3.5 bar | 1 1/2" x 2" FBSP x FBSP |
| PREL104047 | 5.0 bar | 1 1/2" x 2" FBSP x FBSP |
| PREL104012 | 6.0 bar | 1 1/2" x 2" FBSP x FBSP |
| PREL104020 | 8.0 bar | 1 1/2" x 2" FBSP x FBSP |
| PREL104048 | 3.5 bar | 2" x 2 1/2" FBSP x FBSP |
| PREL104049 | 5.0 bar | 2" x 2 1/2" FBSP x FBSP |
| PREL104015 | 6.0 bar | 2" x 2 1/2" FBSP x FBSP |
| PREL104023 | 8.0 bar | 2" x 2 1/2" FBSP x FBSP |



107 Series Potable Water Pressure Relief Valve



- Diaphragm design gives improved resistance against scale
- Protects against over pressurisation
- Multiple connections for flexible installation
- Set relief pressure range from 3.5-6.0 bar
- Maximum temperature of 110°C

| Part number | Pressure | Size |
|-------------|----------|-----------------------|
| PREL107010 | 6.0 bar | 1/2" FBSP x 1/2" FBSP |
| PREL107015 | 6.0 bar | 1/2" MBSP x 1/2" FBSP |
| PREL107020 | 3.5 bar | 1/2" MBSP x 15mm |

Pressure & temperature relief valves

TPR28 Pressure & Temperature Relief Valves



- Protects against temperature rising over 95°C
- Prevents over pressurisation
- Lever style easing mechanism

| Part number | Probe | Pressure | Size |
|-------------|-------|----------|----------------|
| PTEM100050 | 195mm | 7.0 bar | 1" MBSP x 28mm |
| PTEM100060 | 195mm | 10.0 bar | 1" MBSP x 28mm |

FVMX High Capacity Pressure & Temperature Relief Valves



- Protects against temperature rising above 95°C
- Prevents over pressurisation
- Lever style easing mechanism

| Part number | Probe | Pressure | Size |
|-------------|-------|----------|---------------------------|
| PTEM600001 | 112mm | 7.0 bar | 1" MBSP x 28mm |
| PTEM600002 | 120mm | 7.0 bar | 1" MBSP x 1" FBSP |
| PTEM600003 | 100mm | 7.0 bar | 1 1/4" MBSP x 1" FBSP |
| PTEM600004 | 80mm | 7.0 bar | 1 1/2" MBSP x 1 1/2" FBSP |
| PTEM600005 | 65mm | 7.0 bar | 2" MBSP x 2" FBSP |


Cash Acme Pressure & Temperature Relief Valves



- Protects against temperature rising above 95°C
- Prevents over pressurisation
- Lever Top release mechanism
- Range of different pressure settings available

| Part number | Probe | Pressure | Size |
|-------------|-------|----------|-------------|
| PTEM510001 | 95mm | 6.0 bar | 1/2" x 15mm |
| PTEM510002 | 95mm | 7.0 bar | 1/2" x 15mm |
| PTEM510003 | 95mm | 10.0 bar | 1/2" x 15mm |

TPR15 Pressure & Temperature Relief Valves



- Protects against temperature rising above 95°C
- Prevents over pressurisation
- Twist top cartridge design for easy servicing
- Complete with PTFE coating (some models)
- Range of different pressure settings and different probe lengths available

| Part number | Probe | Pressure | Size |
|-------------|-------------------|----------|-------------|
| PTEM550852 | 95mm | 7.0 bar | 1/2" x 15mm |
| PTEM550853 | 95mm, PTFE coated | 10.0 bar | 1/2" x 15mm |
| PTEM550854 | 95mm, PTFE coated | 7.0 bar | 1/2" x 15mm |
| PTEM550856 | 95mm, PTFE coated | 4.5 bar | 1/2" x 15mm |
| PTEM550857 | 95mm, PTFE coated | 6.0 bar | 1/2" x 15mm |
| PTEM550870 | 40mm | 7.0 bar | 1/2" x 15mm |
| PTEM550951 | 195mm | 7.0 bar | 1/2" x 15mm |
| PTEM550953 | 195mm | 7.0 bar | 15mm x 15mm |
| PTEM550954 | 95mm | 7.0 bar | 15mm x 15mm |
| PTEM550955 | 195mm | 10.0 bar | 1/2" x 15mm |

TPR22 Pressure & Temperature Relief Valves



- Protects against temperature rising above 95°C
- Prevents over pressurisation
- Twist top cartridge design for easy servicing
- Complete with PTFE coating (some models)
- Range of different pressure settings and different probe lengths available

| Part number | Probe | Pressure | Size |
|-------------|-------|----------|-------------|
| PTEM575200 | 95mm | 4.5 bar | 3/4" x 22mm |
| PTEM575205 | 95mm | 7.0 bar | 3/4" x 22mm |
| PTEM575210 | 95mm | 10.0 bar | 3/4" x 22mm |
| PTEM575250 | 195mm | 7.0 bar | 3/4" x 22mm |

Pressure Relief Valve Cartridges



Heated System Replacement Cartridges

| Part number | Pressure | Size |
|-------------|----------|---------------|
| ZRC209020 | 2.0 bar | 1/2" and 3/4" |
| ZRC209021 | 2.5 bar | 1/2" and 3/4" |
| ZRC214043 | 3.0 bar | 1/2" and 3/4" |

Potable Water Replacement Cartridges

| Part number | Pressure | Size |
|-------------|----------|---------------|
| ZRC214031 | 3.5 bar | 1/2" and 3/4" |
| ZRC214048 | 5.0 bar | 1/2" and 3/4" |
| ZRC214004 | 6.0 bar | 1/2" and 3/4" |
| ZRC214009 | 8.0 bar | 1/2" and 3/4" |

Tundishes

Plastic & Epoxy Steel Tundishes



- Type AA backflow prevention
- Slimline design (some models)
- Straight or angled versions available
- Sizes from 15mm to 2½" FBSP

| Part number | Description | Size |
|-------------|----------------------|------------------|
| TUND219005 | Straight plastic | 15mm x 22mm |
| TUND218024 | 90 degree plastic | 15mm x 3/4" FBSP |
| TUND218023 | Straight plastic | 22mm x 1" FBSP |
| TUND300003 | Straight plastic | 1 ¼" x 1 ½" FBSP |
| TUND300004 | Straight epoxy steel | 1 ½" x 2" FBSP |
| TUND300005 | Straight epoxy steel | 2 ½" x 3" FBSP |




Expansion vessels

Aquasystem® Heating System Expansion Vessels



- Internal membrane prevents any water contact with the steel shell, stopping internal corrosion
- Huge choice of products from 2 litre to 1000 litre to cover all applications
- All versions supplied with a replaceable membrane meaning the vessel can be serviced without being removed
- Complete with pre-charge valve for topping up air pressure

| Part number | Capacity | Colour | Pressure (pre-set) | Size |
|-------------|------------|--------|--------------------|-----------|
| XVES100010 | 2 litre | Red | 1.0 bar | 3/4" MBSP |
| XVES100020 | 5 litre | Red | 1.0 bar | 3/4" MBSP |
| XVES100030 | 8 litre | Red | 1.0 bar | 3/4" MBSP |
| XVES100040 | 12 litre | Red | 1.0 bar | 3/4" MBSP |
| XVES100050 | 18 litre | Red | 1.5 bar | 3/4" MBSP |
| XVES100060 | 24 litre | Red | 1.5 bar | 3/4" MBSP |
| XVES100070 | 35 litre | Red | 1.5 bar | 3/4" MBSP |
| XVES100080 | 50 litre | Red | 1.5 bar | 3/4" MBSP |
| XVES100090 | 80 litre | Red | 1.5 bar | 1" MBSP |
| XVES100100 | 100 litre | Red | 1.5 bar | 1" MBSP |
| XVES100110 | 150 litre | Red | 1.5 bar | 1" MBSP |
| XVES100120 | 200 litre | Red | 1.5 bar | 1" MBSP |
| XVES100130 | 250 litre | Red | 1.5 bar | 1" MBSP |
| XVES100140 | 300 litre | Red | 1.5 bar | 1" MBSP |
| XVES100150 | 500 litre | Red | 1.5 bar | 1 ¼" MBSP |
| XVES100160 | 750 litre | Red | 1.5 bar | 2" MBSP |
| XVES100170 | 1000 litre | Red | 1.5 bar | 2" MBSP |

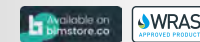


Aquasystem® Potable Water Expansion Vessels



- Stainless steel bolted flange prevents corrosion
- Extra wide membrane opening prevents noise caused by restricted flow
- Internal membrane prevents any water contact with the steel shell, stopping internal corrosion
- Huge choice of products from 2 litre to 5000 litre to cover all applications
- All versions supplied with a replaceable membrane meaning the vessel can be serviced without being removed
- Complete with pre-charge valve for topping up air pressure
- Suitable for both potable water and heating applications

| Part number | Capacity | Colour | Pressure (pre-set) | Size |
|-------------|------------|--------|--------------------|-----------|
| XVES050010 | 2 litre | White | 3.0 bar | 1/2" MBSP |
| XVES050020 | 5 litre | White | 3.0 bar | 3/4" MBSP |
| XVES050030 | 8 litre | White | 3.0 bar | 3/4" MBSP |
| XVES050040 | 12 litre | White | 3.0 bar | 3/4" MBSP |
| XVES050050 | 18 litre | White | 3.0 bar | 3/4" MBSP |
| XVES050060 | 24 litre | White | 3.0 bar | 3/4" MBSP |
| XVES050070 | 35 litre | White | 3.0 bar | 3/4" MBSP |
| XVES050080 | 50 litre | Blue | 3.0 bar | 3/4" MBSP |
| XVES050090 | 60 litre | Blue | 3.5 bar | 1" MBSP |
| XVES050100 | 80 litre | Blue | 3.5 bar | 1" MBSP |
| XVES050110 | 100 litre | Blue | 3.5 bar | 1" MBSP |
| XVES050120 | 150 litre | Blue | 3.5 bar | 1" MBSP |
| XVES050130 | 200 litre | Blue | 3.5 bar | 1 ¼" MBSP |
| XVES050140 | 300 litre | Blue | 3.5 bar | 1 ¼" MBSP |
| XVES050150 | 500 litre | Blue | 3.5 bar | 1 ¼" MBSP |
| XVES050160 | 750 litre | Red | 4.0 bar | 2" MBSP |
| XVES050170 | 1000 litre | Red | 4.0 bar | 2" MBSP |
| XVES050180 | 1500 litre | Red | 4.0 bar | 2" MBSP |
| XVES050190 | 2000 litre | Red | 4.0 bar | 2" MBSP |
| XVES050200 | 3000 litre | Red | 4.0 bar | DN65 |
| XVES050210 | 4000 litre | Red | 4.0 bar | DN80 |
| XVES050220 | 5000 litre | Red | 4.0 bar | DN80 |



Aquasystem® Potable Expansion Vessel with Brackets



| Part number | Capacity | Pressure | Size |
|-------------|----------|-------------------------------|-----------|
| XVES050036 | 8 litre | 3.5 bar c/w bracket, vertical | 3/4" MBSP |
| XVES050045 | 12 litre | 3.0 bar c/w bracket, vertical | 3/4" MBSP |
| XVES050055 | 18 litre | 3.0 bar c/w bracket, vertical | 3/4" MBSP |
| XVES050065 | 24 litre | 3.0 bar c/w bracket, vertical | 3/4" MBSP |
| XVES050075 | 35 litre | 3.0 bar c/w bracket, vertical | 3/4" MBSP |



Expansion vessels

Aquasystem® Vessel Brackets



- Epoxy coated steel
- Complete with screws and wall plugs

| Part number | Capacity | Size |
|-------------|---|-----------|
| BRKT240021 | 5 litre | 160mm dia |
| BRKT240022 | 8 litre | 200mm dia |
| BRKT240050 | 12, 18 or 24 litre | 280mm dia |
| BRKT240051 | 35 or 50 litre (2 brackets recommended for this size) | 365mm dia |

Aquasystem® Replacement Membranes – Potable Water



Potable Water Vessel Membranes

| Part number | Description |
|-------------|--------------------------|
| MEMB100000 | 2 litre potable EPDM |
| MEMB100010 | 5 - 8 litre potable EPDM |
| MEMB100020 | 12 litre potable EPDM |
| MEMB100030 | 18 litre potable EPDM |
| MEMB100040 | 24 litre potable EPDM |
| MEMB100050 | 35 litre potable EPDM |
| MEMB100055 | 50 litre potable EPDM |
| MEMB100060 | 60 litre potable EPDM |
| MEMB100065 | 80 litre potable EPDM |
| MEMB100070 | 100 litre potable EPDM |
| MEMB100080 | 150 litre potable EPDM |
| MEMB100090 | 200 litre potable EPDM |
| MEMB100100 | 300 litre potable EPDM |
| MEMB100110 | 500 litre potable EPDM |

Heating System Vessel Membranes

| Part number | Description |
|-------------|---|
| MEMB200010 | 5 - 8 litre heating EPDM |
| MEMB200020 | 12 litre heating EPDM |
| MEMB200030 | 18 litre heating EPDM |
| MEMB200040 | 24 litre heating EPDM |
| MEMB200050 | 35 litre heating EPDM |
| MEMB200055 | 50 litre heating EPDM |
| MEMB200060 | 80 litre heating EPDM |
| MEMB200070 | 100 litre heating EPDM |
| MEMB200075 | 150 litre heating EPDM |
| MEMB200080 | 200, 250 or 300 litre heating EPDM |
| MEMB200090 | 400 or 500 litre heating EPDM |
| MEMB100120 | 750 litre potable/heating EPDM |
| MEMB100125 | 1000 litre potable/heating EPDM |
| MEMB100130 | 1500 or 2000 litre potable/heating EPDM |
| MEMB100140 | 3000 litre potable/heating EPDM |

Shock arrestors

Potable Water Shock Arrestor



- Compact mini vessels can be fitted at the point of use to stop water hammer
- Stainless steel shell and flange prevent corrosion
- Complete with pre-charge valve for topping up air pressure

| Part number | Capacity | Pressure | Size |
|-------------|------------|----------|-----------|
| XVES050000 | 0.16 litre | 15.0 bar | 1/2" MBSP |
| XVES050005 | 0.50 litre | 10.0 bar | 1/2" MBSP |
| XVES050006 | 1.00 litre | 10.0 bar | 1/2" MBSP |
| XVES050007 | 2.00 litre | 10.0 bar | 1/2" MBSP |

Circulation control

Anti Legionella Valve



- Maintains circulation through an expansion vessel
- Prevents stagnation
- Easy to install
- Includes ball valve for simple maintenance
- Can be used on any standard vessel with 3/4" or 1 1/4" connection
- Drain off on 1 1/4" version
- 3/4" version includes rotatable tee-piece

| Part number | Description | Size |
|-------------|-----------------------|-------------|
| ANTI00001 | Anti Legionella Valve | 3/4" FBSP |
| ANTI00005 | Anti Legionella Valve | 1 1/4" FBSP |

Manifolds & filling loops

Filmaster® Filling Loop



| Part number | Description | Size |
|-------------|--|------|
| FIBV246208 | Filmaster Filling Loop dual isolator c/w check valve | 15mm |
| BCAP246200 | Filling Loop sealing cap and tag | 1/2" |
| SB2315ST | Filling Loop with street ends and SharkBite | 15mm |



Easifit® Manifold with Filling Loop & Gauge



- The connection manifold is a one piece unit and requires no assembly
- Includes a WRAS approved filling loop with blanking caps
- Comes with an easy to read pressure gauge
- Union type connection to the expansion vessel can be orientated easily

| Part number | Description | Size |
|-------------|--|-----------|
| EASIZ09104 | Easifit Manifold with filling loop & gauge | 3/4" MBSP |



Easifit® Manifold



- Union type connection to the expansion vessel
- Gauge is not included

| Part number | Description | Size |
|-------------|------------------|-----------|
| CORE209106 | Easifit Manifold | 3/4" MBSP |

1/4 Turn Valves are indicated by this marker


These valves have been designed to allow temporary servicing of downstream equipment and must only be used in the fully open or fully closed position.

DO NOT use these valves:

- In a partially open position to control flow.
- To provide a permanent termination.
- Without tubing assembled or plugged (or threaded connections sealed).
- As a tap or "faucet".

Prepared kits

Easifit® Sealed System Kit



- Includes an expansion vessel with integrated bracket system for ease of installation
- The connection manifold is a one piece unit and requires no assembly
- Includes a WRAS approved filling loop with blanking caps
- Comes with an easy to read pressure gauge
- Union type connection to the expansion vessel can be orientated easily

| Part number | Pressure | Size |
|-------------|----------|--------------------|
| VESK209049 | 1.0 bar | 5 litre 3/4" MBSP |
| VESK209050 | 1.0 bar | 8 litre 3/4" MBSP |
| VESK209051 | 1.0 bar | 12 litre 3/4" MBSP |
| VESK209052 | 1.5 bar | 18 litre 3/4" MBSP |
| VESK209053 | 1.5 bar | 24 litre 3/4" MBSP |
| VESK209054 | 1.5 bar | 35 litre 3/4" MBSP |

Easifit® Water Heater Kit



- Contains all required controls to install a small water heater
- Mix of control available for flexibility of design
- High quality materials
- Complied with Part G3 of building regs
- WRAS approved components

| Part number | Description |
|-------------|---|
| COLK150000 | 2 litre, 15mm check valve & 15mm relief valve |
| COLK150005 | 2 litre, 15mm check valve |
| COLK150010 | 2 litre, with check valve & pressure reducing valve |
| COLK150015 | 2 litre, with check valve, pressure reducing valve & relief valve |

Zone valves & wiring centres

Two Port Zone Valves



- Easy to use clip-on detachable head
- Pre-moulded cables supplied to connect to motorised head
- Metal manual operating lever for strength and stability
- The motorised head can be retrofitted to other manufacturers valve bodies

| Part number | Description | Size |
|-------------|--|------|
| ZONE250305 | 2 Port Zone Valve 22mm zone valve with detachable head and pre-wired cable | 22mm |
| SKIT250305 | Spare 230v Actuator Head For Zone Valves | |

Wiring Centre




- Simplifies wiring installations
- Allows for easy access
- Safe means of connection

| Part number | Description |
|-------------|---------------|
| WIRE100002 | Wiring Centre |

Anti-vacuum valves & air vents

Automatic Anti-Vacuum Valves



- Automatic protection against a vacuum forming in hot water installation
- Solid brass body for long life
- Easy access to the internals from the top of the valve
- Quick and simple service

| Part number | Description | Size |
|-------------|---|-----------|
| ADMT503001 | Hot water automatic anti vacuum valve | 1/2" MBSP |
| ADMT503010 | Hot water automatic anti vacuum valve | 3/4" MBSP |
| ADMT503004 | Hot water automatic anti vacuum valve with pop-up indicator | 15mm |
| ADMT503005 | Hot water automatic anti vacuum valve with pop-up indicator | 22mm |

Automatic Air Vent



- Automatically vents trapped air from within a sealed heating system
- Saves time and cost when commissioning new heating systems
- Solid brass construction and heat resistant polypropylene float give long life and dependability
- Reduces call backs to rectify air locks, saving time and money

| Part number | Description | Size |
|-------------|-------------------------------------|---------------|
| AVEN100001 | Automatic air vent | 3/8" |
| AVEN100005 | Automatic air vent | 1/2" |
| AVEN100003 | Automatic air vent | 15mm Comp |
| AVEN300001 | Automatic Air Vent with JG Speedfit | 15mm push-fit |
| AVEN450001 | UFH Air Vent - Nickel | 1/2" |

Thermostats

Cylinder Thermostats



- Dual thermostat combines high limit and temperature control thermostat in one
- High limit restricts to maximum 82°C
- Temperature control for user flexibility

| Part number | Description |
|-------------|--|
| STAT500025 | Dual Thermostat 30-70°C 85mm Probe no pocket |
| STAT500030 | Single High Limit C/Out 82°C Thermostat including pocket |
| STAT500040 | Single Control Thermostat 30-90°C including pocket |
| STAT900360 | Contact Cylinder Thermostat |
| PCKT100005 | Copper Pocket For Dual Thermostats (85mm) |
| PCKT100010 | Copper Pocket For Single Thermostats |

Touchscreen Programmable Thermostat



- Available in black or white finish to suit all interior designs
- Seven day setting with six programmable events in each day
- Precise temperature control to +/- 1°C
- Ergonomic, unobtrusive, modern styling

| Part number | Description |
|-------------|---|
| PROR100050 | Touchscreen Programmable Thermostat - Black |
| PROR100055 | Touchscreen Programmable Thermostat - White |

Electronic Room Thermostat



- Manual, easy grip adjustment dial
- Audible on/off click
- Slimline design
- Volt free option
- Industry standard backplate for ease of installation
- Temperature control accuracy of +/- 0.6°C
- Can produce energy savings of approximately 10% over and above those achieved by traditional units using older technology

| Part number | Description |
|-------------|---|
| RSTAI00050 | Standard Electronic Room Thermostat with neon |
| RSTAI00010 | Standard Electronic Room Thermostat volt free |



The ultimate in comfort, efficiency and control

JG Underfloor provides ultimate comfort and efficiency. Whether you are working on a new build project, renovating an existing space or adding an extension, we have a wide range of underfloor heating solutions that are fast and simple to install using Speedfit push-fit connections.

And with JG Aura smart controls, you get stylish, easy to program thermostats and a choice of wired, wireless and networked options. For universal heating, combine our controls with JG Aura Wireless TRVs for the remote regulation of radiators, too.

All of our products are underpinned with unrivalled technical support from a free estimate and CAD service to technical support before, during and after install.

Features

- Preassembled, compact push-fit manifold and control pack
- Flexible pipe with a variety of pipe fixing systems
- Programmable JG Aura thermostats
- Wired, wireless and networked options
- Underfloor heating, boiler and/or radiator control
- Compatible with conventional or renewable heat

Benefits

- Energy efficient underfloor heating solution
- Fast and simple push-fit system using no tools
- Ultra flexible JG Layflat pipe for easy pipe laying
- Individual room control for increased comfort and reduced energy use
- Free JG Aura App for smart control on the move
- Less noise than conventional heating




on all
Speedfit
fittings
and pipe



on JG Aura
heating
controls, TRVs,
manifolds
and control
packs

Manifolds & control packs

Manifold - Stainless Steel



| Part number | Description | Pack qty |
|--------------|-------------|----------|
| JGUFHMAN2/2 | 2 Zone | 1 |
| JGUFHMAN3/2 | 3 Zone | 1 |
| JGUFHMAN4/3 | 4 Zone | 1 |
| JGUFHMAN6/3 | 6 Zone | 1 |
| JGUFHMAN8/3 | 8 Zone | 1 |
| JGUFHMAN10/3 | 10 Zone | 1 |
| JGUFHMAN12/3 | 12 Zone | 1 |


The manifolds are complete with adjustable flow gauge, drain valve and air bleed valve. They are pre-assembled on wall brackets and supplied with screws and plugs. Also supplied with 'STS' Pipe Inserts and Collet Clips.

Manifold Extension Kit - Nickel Plated



| Part number | Pack qty |
|-------------|----------|
| MEKIT01/2 | 1 |

Thermomix Control Pack - Nickel Plated



| Part number | Pack qty |
|-------------|----------|
| JGCONTROL/5 | 1 |

Actuator Valve



| Part number | Pack qty |
|----------------|----------|
| JGUFHA(240V)/2 | 1 |

240v Circuit actuator valve.

Fixing systems

Pipe Staples



| Part number | Size mm | Pack qty |
|---------------|---------|----------|
| JGUFHSTAPLE | 60 | 300 |
| JGUFHSTAPLE40 | 40 | 300 |

Staple Gun



| Part number | Pack qty |
|-------------|----------|
| JGUFHGUN | 1 |

Mounting Rail & Pins



| Part number | Size | Pack qty |
|-------------|--------------|----------|
| JGUFHRAIL | 2 metre long | 16 |
| JGUFHPIN | | 100 |

Available in pack multiples only. Pack 32m in total.


Floor Panels



| Part number | Size mm | Pack qty |
|-------------|------------|----------|
| JGUFHTILE | 1400 x 800 | 12 |

The floor panels have an 11mm layer of insulation for support and additional thermal insulation.

Spreader Plates



| Part number | Size mm | Pack qty |
|-------------|------------|----------|
| JGUFHSP400 | 390 x 1000 | 10 |
| JGUFHSP165* | 165 x 1000 | 20 |

* FOR I BEAM JOISTS
Available in pack multiples only.


Overfit® Board



| Part number | Size mm | Pack qty |
|-------------|------------|----------|
| JGUFHBOARD1 | 1250 x 600 | 10 |

Used to install underfloor heating pipe over an existing floor structure.

Underfit® Board



| Part number | Size mm | Pack qty |
|-------------|------------|----------|
| JGUFHBOARD2 | 1200 x 350 | 10 |

Used to install underfloor heating pipe between existing joists.

Floor Clip



| Part number | Pack qty |
|-------------|----------|
| JGUFHCLIP | 100 |

Available in pack multiples only.

Edge Strip



| Part number | Size | Pack qty |
|-------------|---------------|----------|
| JGUFHEDGE | 25 metre roll | 1 |

Piping accessories

JGU Layflat® Polybutylene Barrier Pipe



| Part number | Size mm x m | Pack qty | Box qty |
|-------------|-------------|----------|---------|
| 15BPB-25C | 15 x 25 | 1 | 8 |
| 15BPB-50C | 15 x 50 | 1 | 6 |
| 15BPB-85C | 15 x 85 | 1 | 10 |
| 15BPB-100C | 15 x 100 | 1 | 4 |
| 15BPB-120C | 15 x 120 | 1 | 4 |
| 15BPB-150C | 15 x 150 | 1 | 3 |
| 15BPB-300C | 15 x 300 | 1 | 4 |

Speedfit PEX Barrier Pipe



| Part number | Size mm x m | Pack qty | Box qty |
|-------------|-------------|----------|---------|
| 15BPEX-25C | 15 x 25 | 1 | 8 |
| 15BPEX-50C | 15 x 50 | 1 | 5 |
| 15BPEX-100C | 15 x 100 | 1 | 5 |
| 15BPEX-120C | 15 x 120 | 1 | 5 |
| 15BPEX-150C | 15 x 150 | 1 | 4 |

Manifold Elbow Connector - Nickel Plated



| Part number | Pack qty |
|---------------|----------|
| JGUFHMANELB/2 | 1 |

Conduit Elbow



| Part number | Pack qty |
|-------------|----------|
| JGUFHCONELB | 50 |

Black Conduit Pipe

| | | |
|--------------|---------|---|
| 15BLKCON-25C | 15 x 25 | 1 |
| 15BLKCON-50C | 15 x 50 | 1 |
| 22BLKCON-25C | 22 x 25 | 1 |
| 22BLKCON-50C | 22 x 50 | 1 |

Service kits & spares

Spare Parts for Manifolds Launched April 2014

| Part number | Description |
|-------------|----------------------------------|
| MKIT01 | Manifold Flow Meter |
| MKIT02 | Manifold Circuit Isolating Valve |
| MKIT03 | Decorators Cap Return Manifold |
| MKIT04 | Drain Valve |
| MKIT05 | Auto Air Vent |
| MKIT06 | Manual Air Vent |
| MVKIT01 | 22mm Angle Ball Valve |
| MVKIT02 | 22mm Straight Ball Valve |
| MVKIT03 | Service Kit for JGCONTROL/4 |
| PUMP-GA | 6M 'A' Rated Grundfos Pump |

Spare Parts for Manifolds Prior to April 2014

| Part number | Description |
|-------------|----------------------------|
| SPUFH7 | Manifold Ball Valve - Red |
| SPUFH8 | Manifold Ball Valve - Blue |
| SPUFH9 | Drain/Filling Valve |
| SPUFH11 | Manifold Isolating Valve |
| SPUFH13 | UFH Air Vent |
| SPUFH15 | Service Kit - JGCONTROL/2 |
| SPUFH17 | Connection Box - STAT |


JG Aura wireless range

JG Aura Wireless Thermostat - 230v



| Part number | Description | Pack qty |
|-------------|-------------|----------|
| JGSTAT2W | White | 1 |
| JGSTAT2B | Black | 1 |

JG Aura Wireless Thermostat - Battery



| Part number | Description | Pack qty |
|-------------|-------------|----------|
| JGSTAT1W | White | 1 |
| JGSTAT1B | Black | 1 |

JG Aura Hub



| Part number | Pack qty |
|-------------|----------|
| JGHUB2 | 1 |

JG Aura Wireless Coordinator



| Part number | Pack qty |
|-------------|----------|
| JGCO | 1 |

JG Aura Wireless Boiler Receiver



| Part number | Pack qty |
|-------------|----------|
| JGBR | 1 |

JG Aura Wireless 8 Zone Wiring Centre




| Part number | Pack qty |
|-------------|----------|
| JGWCW | 1 |

JG Aura Hub User Licence



| Part number | Pack qty |
|-------------|----------|
| JGHUB1 | 1 |

Probe



| Part number | Pack qty |
|-------------|----------|
| JGPRB | 1 |

Probe Box



| Part number | Pack qty |
|-------------|----------|
| JGSB | 1 |

JG Aura Wireless TRV



| Part number | Pack qty |
|-------------|----------|
| JGTRV | 1 |


JG Aura App



The JG Aura App is compatible with iOS, Android and Windows devices

JG Aura 230v range Single room packs

JG Aura 230v Thermostat



| Part number | Description | Pack qty |
|-------------|-------------|----------|
| JGSTAT2W | White | 1 |
| JGSTAT2B | Black | 1 |

To enable the Group Control functionality it is essential that a 0.5mm 2 core data cable is utilised within the wiring process. The optional data cable will not be required if the thermostats are to be used as individual Programmable Room Thermostats.

JG Aura 230v Dial Thermostat




| Part number | Pack qty |
|-------------|----------|
| JGSTAT1 | 1 |

JG Aura 230v 8 Zone Wiring Centre



| Part number | Pack qty |
|-------------|----------|
| JGWC | 1 |

Probe




| Part number | Pack qty |
|-------------|----------|
| JGPRB | 1 |

Probe Box



| Part number | Pack qty |
|-------------|----------|
| JGSB | 1 |


Control Unit



| Part number | Pack qty |
|--------------|----------|
| JGROOMPACK/3 | 1 |

For single room conservatories or room extensions up to 30m².

Single Room Underfloor Heating Pack 20m²



| Part number | Pack qty |
|---------------|----------|
| JGUFHPACK20/4 | 1 |

For conservatories or room extensions up to 20m².

Each pack will include:

| Product | Qty |
|---|-----|
| 15mm x 150m Coil of Pipe | 1 |
| Single Room Control Unit | 1 |
| JG Aura Programmable 230v Room Thermostat | 1 |
| 15mm Pipe Clips | 200 |
| 15mm Pipe Inserts | 2 |

Single Room Underfloor Heating Pack 30m²



| Part number | Pack qty |
|---------------|----------|
| JGUFHPACK30/4 | 1 |

For conservatories or room extensions up to 30m².

Each pack will include:

| Product | Qty |
|---|-----|
| 15mm x 100m Coil of Pipe | 2 |
| Single Room Control Unit | 1 |
| JG Aura Programmable 230v Room Thermostat | 1 |
| 15mm Pipe Clips | 300 |
| 15mm Pipe Inserts | 8 |
| 15mm Speedfit Equal Tees | 2 |
| 15mm Speedfit Stem Elbows | 2 |

Key information

Conditions of sale

All purchases are subject to our standard terms and conditions of sale, which can be found on speedfit.co.uk and rwc.co.uk (Reliance Valves and SharkBite). Prices are subject to VAT at the current rate.

Technical information

RWC and its family of products are specifically designed and manufactured to the technical specifications set out in our Technical Specification Guides on our websites. All products should be selected, used and maintained in accordance with these technical specifications and checklists. It is the end users responsibility to ensure that products are suitable for their intended application, are properly installed and maintained, and are used in accordance with our technical guides.

RWC operates a programme of continuous product development, and therefore reserves the right to modify or amend the specification of our products without notice. All information in this publication is given in good faith, and believed to be correct at the time of going to print.

Technical support

At RWC, we provide installers all the support they need – before, during and after installation.

Technical helpline

Our experts are only a phone call away to provide technical advice and answer installation enquiries

Support on your doorstep

Boasting one of the largest technical sales teams in the UK, we offer free specification, technical support and advice

Videos and guides

Handy install and homeowner guides

Free underfloor heating design and estimate

Design led solutions with easy to follow CAD

Orders & enquiries

01895 449233

Our sales managers are on hand throughout the UK to discuss product selection and specification. Contact your local representative directly or call us.

Technical helpdesk

01895 425333

Support hours
8am to 5pm
Monday through Friday

UFH quotes & estimates

01895 425365

Support hours
8:30am to 5pm
Monday through Friday





Solutions to Shape the World™

**Reliance Worldwide
Corporation (UK) Limited**

Horton Road
West Drayton
UB7 8JL
United Kingdom
Tel: +44 (0) 1895 449233

Manufactured & distributed by Reliance Worldwide Corporation.
Z2105/19/0221