

ROTHENBERGER

pipetool technologies at work



MAIN CATALOG 2020



Cordless Alliance System:

One battery, many solutions.



ROTHENBERGER is part of it!

Discover cordless freedom! Profit from **100% compatibility** of machines, battery packs and chargers in one cross-manufacturer system! With CAS the **world's most powerful battery pack system** in the industry from Metabo and more than **30 years of battery pack competency** are now available for ROTHENBERGER machines. How do you benefit from it? **Maximum reliability**, clear **cost advantages** and **high investment reliability**.

More information can be found at www.cordless-alliance-system.com

Welcome to ROTHENBERGER!

We at ROTHENBERGER are driven by the needs of plumbers, service technicians and installers. We develop pipe tools and machines that assist craftspeople, to ensure construction sites are always under control.

To achieve this, we see the world through your eyes, familiarise ourselves closely with your everyday work and listen to you if you provide us with suggestions or criticism. In addition, all of our new products undergo an on-site endurance test. Only if they pass this test do they make it to the market.

If you are able to complete your work cleanly, quickly, easily and profitably, and go home happy, then we have done a good job.





Focus on users

ROTHENBERGER was founded as a trading house in 1949. As early as 1967 ROTHENBERGER has developed the first system solution, the **R-System**. It consisted of tools for expanding, extracting and bending pipes – revolutionary equipment enabling installers to connect pipes without fittings, significantly speeding up the installation process.

Today, ROTHENBERGER serves installers and ACR technicians worldwide with products which have been co-developed, tested and improved by professional users.



Solutions for professionals: systems that fit.

Our system solutions extend beyond tools: Transport and store equipment and machines in the **ROCASE** system. Re-use our **ROBOX** packaging as containers for consumables in the **ROCASE**. Use our **CAS**¹⁾ batteries to operate more than 140 compatible machines.



100 % COMPATIBLE



Service for professionals: always prepared.

The **RO SERVICE+** takes care of maintenance and repairs: Our Service After Sales team quickly gets equipment back up and running without any detours, because we have your tool collected where you are and also deliver it to you at the construction site, upon request.²⁾





We are here for you.

You can reach us through many channels – the website rothenberger.com, by email at info@rothenberger.com, by phone on our customer hotline and on our technical customer service hotline.



Visit us on Facebook, Instagram and YouTube!



Applications

Page

Installation	Cutting		8	1
	RODIA Diamond Core Drilling		34	2
	Bending		52	3
	Expanding, Extracting, Flaring		74	4
	Pressing		96	5
	Threading & Grooving		122	6
	Soldering & Welding		144	7
Service & Maintenance	Testing & Leak Detection		180	8
	Freezing		192	9
	Inspection & Locating		198	10
	Flushing & Pipe Cleaning		212	11
ROWELD Plastic Pipe Welding		248	12	
Refrigeration & Air-Conditioning Technology		272	13	
General-Purpose Tools		294	14	
Index – Alphabetical / Numeric, Legend – Abbreviations / Pictograms			344	15



Cutting

System overview	10 - 13
Cutting metal, manual	
Tube cutter for copper & steel	14 - 18
Tube cutter for stainless steel (INOX) & steel	18 - 20
Cutting wheels & spare parts	21
Cutting plastic / MLP, manual	
Plastic pipe shears	22 - 23
Tube cutter for plastic	24 - 25
Tube cutter for MLP	25
Sawing, manual	
Hand saws & saw blades	26
Sawing, electric	
Band saws	27
Pipe saws	28
Universal saws	29
Saw blades	30
Deburring, chamfering & calibration	
Universal internal & external deburrer	31
Deburrer for metal	32
Chamfering unit for plastic	32
Deburrer for MLP	33

* Detailed guarantee terms at <https://rothenberger.com/gb-en/5-year-replacement-warranty>
 (Only in participating countries)



Pipe cutters for metal, plastic, MLP

	TC 35 DURAMAG	TC 35 C	TC 35 DURAMAG MLP	TC 35 PRO INOX DURAMAG	TC 42 PRO
Working range:	Ø 6-35 mm (1/4-1.3/8")	Ø 6-35 mm (1/4-1.3/8")	Ø 6-35 mm (1/4-1.3/8")	Ø 6-35 mm (1/4-1.3/8")	Ø 6-42 mm (1/4-1.5/8")
Dimensions:	150 x 60 x 40 mm	150 x 60 x 40 mm	150 x 60 x 40 mm	150 x 60 x 40 mm	160 x 60 x 40 mm
Weight:	255 g	470 g	255 g	255 g	550 g
Extras:	Internal pipe deburrer, spare cutter wheel	Internal pipe deburrer, spare cutter wheel	Internal pipe deburrer, spare cutter wheel	Internal pipe deburrer, spare cutter wheel	Internal pipe deburrer, spare cutter wheel
Suitable for:	Cu, brass, Al, thin-walled steel pipes	Refrigeration technology	PE-, PP-, PVDF-, PVC, plastic-coated pipes	Stainless steel	Cu, brass, Al, thin-walled steel pipes

Page 14, 15 14, 15 14, 15 14, 15 14, 15

	TC 42 XL	TC 42 PRO MLP	TC 42 PRO PVC	TC 42 PRO INOX	TC CSST
Working range:	Ø 6-42 mm (1/4-1.5/8")	Ø 6-42 mm (1/4-1.5/8")	Ø 6-42 mm (1/4-1.5/8")	Ø 6-42 mm (1/4-1.5/8")	Ø 10-42 mm (3/8"-1.5/8")
Dimensions:	166 x 67 x 54 mm	160 x 60 x 40 mm	160 x 60 x 40 mm	160 x 60 x 40 mm	166 x 67 x 54 mm
Weight:	430 g	550 g	550 g	550 g	430 g
Extras:	Internal pipe deburrer, spare cutter wheel	Internal pipe deburrer, spare cutter wheel	Internal pipe deburrer, spare cutter wheel	Internal pipe deburrer, spare cutter wheel	Spare cutter wheel
Suitable for:	Cu, brass, Al, thin-walled steel pipes	PE, PP, PVDF, plastic-coated pipes	PE, PP, PVDF, plastic-coated pipes	Stainless steel	Corrugated INOX pipes up to 0.2 mm

Page 15 14, 15 14, 15 15, 19 19

	MINICUT I PRO	MINICUT II PRO	MINICUT 2000 30 PRO	MINI MAX 50	TUBE CUTTER 30 PRO INOX
Working range:	Ø 3-16 mm (1/8-5/8")	Ø 6-22 mm (1/4-7/8")	Ø 6-22 mm (1/4-7/8")	Ø 3-28 mm (1/8-1.1/8")	Ø 3-30 mm (1/8-1.3/8")
Dimensions:	46 x 35 x 22 mm	55 x 38 x 22 mm	70 x 40 x 30 mm	80 x 60 x 30 mm	150 x 60 x 28 mm
Weight:	110 g	125 g	140 g	270 g	305 g
Extras:	Spare cutter wheel, spare axle	Spare cutter wheel, spare axle	Spare cutter wheel, spare axle	Spare cutter wheel, spare cutter wheel	Internal pipe deburrer, spare cutter wheel
Suitable for:	Cu, brass, Al, thin-walled steel pipes	Cu, brass, Al, thin-walled steel pipes	Cu, brass, Al, thin-walled steel pipes	Cu, brass, Al, thin-walled steel pipes	Cu, brass, Al, thin-walled steel pipes

Page 16 16 16 16 17

Pipe cutters for metal

	TUBE CUTTER 50	TUBE CUTTER 30 PRO INOX	Automatic pipe cutter size 1	Automatic pipe cutter size 2	Chain pipe cutter
Working range:	Ø 12-50 mm (1/2-2")	Ø 3-30 mm (1/8-1.1/8")	Ø 6-67 mm (1/4-2.5/8")	Ø 50-127 mm (2-5")	Ø 20-100 mm (1-4")
Dimensions:	175 x 75 x 30 mm	150 x 60 x 28 mm	240 x 110 x 50 mm	360 x 80 x 70 mm	370 x 280 x 250 mm
Weight:	520 g	305 g	755 g	755 g	575 g
Extras:	Internal pipe deburrer, spare cutter wheel	Internal pipe deburrer, spare cutter wheel	Internal pipe deburrer, spare cutter wheel	Internal pipe deburrer	-
Suitable for:	Cu, brass, Al, thin-walled steel pipes	Stainless steel, thin-walled steel pipes	Cu, brass, Al, thin-walled steel pipes, plastic-coated pipes	Cu, brass, Al, thin-walled steel pipes, plastic-coated pipes	Cu, brass, Al, thin-walled steel pipes, plastic-coated pipes

Page 17 18 17 17 17




	ROSLICE 12 mm	ROSLICE 15 mm	ROSLICE 18 mm	ROSLICE 22 mm	TUBE CUTTER INOX
Working range:	Ø 12 mm (1/2")	Ø 15 mm (5/8")	Ø 18 mm (3/4")	Ø 22 mm (7/8")	Ø 6-60 mm (1/4-2.3/8")
Dimensions:	48 x 48 x 35 mm	48 x 48 x 35 mm	58 x 58 x 35 mm	58 x 58 x 35 mm	230 x 110 x 40 mm
Weight:	230 g	240 g	250 g	260 g	780 g
Extras:	-	-	-	-	-
Suitable for:	Cu	Cu	Cu	Cu	Stainless steel

Page 18 18 18 18 18

	ENORM 4"	SUPER 1.1/4"	SUPER 2"	SUPER 1.1/4" INOX	SUPER 2" INOX
Working range:	Ø 60-115 mm (2-4")	Ø 10-42 mm (1/8-1.1/4")	Ø 10-60 mm (1/8-2")	Ø 10-42 mm (3/8-1.1/4")	Ø 10-60 mm (3/8-2")
Dimensions:	600 x 175 x 55 mm	270 x 80 x 35 mm	370 x 100 x 55 mm	280 x 110 x 40 mm	370 x 100 x 55 mm
Weight:	7,105 g	1,040 g	2,155 g	1,040 g	2,155 g
Extras:	-	-	-	-	-
Suitable for:	Steel	Steel	Steel	Stainless steel	Stainless steel





Page 20 20 20 20 20

Plastic pipe cutters

	TC 67 PL	TC 125 PL	TC 168 PL
			
Working range:	Ø 6-67 mm (1/4-2.5/8")	Ø 50-125 mm (2-5")	Ø 110-168 mm (4.3/8-6.5/8")
Dimensions:	230 x 110 x 40 mm	360 x 180 x 50 mm	390 x 220 x 50 mm
Weight:	700 g	1,600 g	1,700 g
Extras:	Internal pipe deburrer, spare cutter wheel	Internal pipe deburrer	Internal pipe deburrer
Suitable for:	PE, PP, PEX, PB, PVDF-pipes, sound-isolated drain pipes	PE, PP, PEX, PB, PVDF-pipes, sound-isolated drain pipes	PE, PP, PEX, PB, PVDF-pipes, sound-isolated drain pipes

Page **24** **24** **24**

Plastic shears



	ROCUT TC 26	ROCUT TC 32	ROCUT PS 35	ROCUT PS 26/42 S
				
Working range:	Ø 0-26 mm (0-1")	Ø 0-32 mm (0-1.1/4")	Ø 6-35 mm (1/4-1.3/8")	Ø 6-42 mm (1/4-1.5/8")
Dimensions:	190 x 80 x 30 mm	210 x 60 x 30 mm	215 x 195 x 40 mm	290 x 240 x 40 mm
Weight:	370 g	220 g	740 g	950 g
Suitable for:	PP, PE, PEX, PB, PVDF, MLP	PP, PE, PEX, PB, PVDF, MLP	PP, PE, PEX, PB, PVDF, MLP	PP, PE, PEX, PB, PVDF, MLP

Page **22, 23** **22, 23** **22, 23** **22, 23**

	ROCUT TC 42	ROCUT TC 50	ROCUT TC 63	ROCUT TC 75
				
Working range:	Ø 0-42 mm (0-1.5/8")	Ø 0-50 mm (0-2")	Ø 0-63 mm (0-2.1/2")	Ø 0-75 mm (0-3")
Dimensions:	210 x 100 x 25 mm	260 x 120 x 25 mm	280 x 130 x 30 mm	480 x 165 x 35 mm
Weight:	447 g	600 g	700 g	1,740 g
Suitable for:	PP, PE, PEX, PB, PVDF, MLP	PP, PE, PEX, PB, PVDF, MLP	PP, PE, PEX, PB, PVDF, MLP	PP, PE, PEX, PB, PVDF, MLP

Page **22, 23** **22, 23** **22, 23** **22, 23**

Pipe saws

	ROTIGER VARIO ELECTRONIC	UNIVERSAL ROTIGER VARIO ELECTRONIC
		
Working range:	Up to Ø 6"	-
Power:	1,500 W (230V, 110V)	1,600 W (230V), 1,300 W (110V)
Speed:	0 - 2,200 rpm	1,000 - 2,800 rpm
Weight:	4.3 kg	3.7 kg
Hub:	26 mm	26 mm
Dimensions:	491 x 94 x 108 mm	440 x 120 x 80 mm
Saw blade holder:	Universal, U-shaft, special pipe saw blades	Quick tensioning for universal saw blades
Extras:	Chain tensioning device up to Ø 6"	-

Page **28** **29**

1 TUBE CUTTER 35 / 42 Pro

Proven pipe cutter for the precise cutting of pipes
Ø 6 - 42 mm (1/4 - 1.5/8")



Product profile

APPLICATION AREA

- TC 35 / TC 42**
For copper, brass, aluminium, thin-walled steel pipes
TC 35 Ø 6 - 35 mm / TC 42 Ø 6 - 42 mm
- TC 35 MLP / TC 42 Pro MLP**
PE, PP, PVDF, plastic-coated pipes, PVC hard plastic pipes
TC 35 MLP Ø 6 - 35 mm / TC 42 Pro MLP Ø 6 - 42 mm
- TC 35 INOX / TC 42 Pro INOX**
Stainless steel pipes
TC 35 INOX Ø 6 - 35 mm / TC 42 INOX Ø 6 - 42 mm

KEY FEATURES

- Optimal for confined spaces
- Quick adjustment of the working area
- Spare cutter wheel in handle
- Cuts near to flares are possible
- Retractable internal pipe deburrer
- Rugged and robust

Metal casing with DURAMANT coating:
rugged and robust



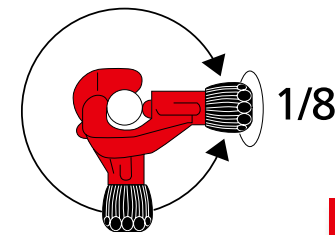
TUBE CUTTER 35 DURAMAG counter display

Counter display includes six
TUBE CUTTER 35 DURAMAG

Product profile

KEY FEATURES

- Improved performance
- Higher stability with noticeably less weight



Constant, tight working radius
of 123 mm

The 100% magnesium body is up to
30% lighter than the previous model!



Set (No. 1000002190) includes: TUBE CUTTER 35, 6 - 35 mm (No. 70027), cutter wheel for TC 35, Cu-Ms-Al-Fe, 5 pcs. (No. 070017D), ROBOX B2350 (No. 1500002641)

Set (No. 1000002002) includes: TUBE CUTTER 35, 6 - 35 mm (70027), internal & external deburrer 6 - 35 mm (No. 1500000237), permanent-marker Prepare to Press (No. 1500002640), ROBOX B2350 (No. 1500002641)

Set (No. 1000002222) includes: TUBE CUTTER TC 35 INOX, 6 - 35 mm, DURAMAG (No. 70055), cutter wheel for TC 35 + TC 30 Pro + TC 42 XL (No. 070056D), ROBOX B2350 (No. 1500002641)

Model	mm	inch	g	mm	mm	No.
TUBE CUTTER 35 DURAMAG (Cu, brass, Al, thin-walled pipe)	6 - 35	1/4" - 1.3/8"	255	1	4	70027
TUBE CUTTER 35 + cutter wheel set, ROBOX 5	6 - 35	1/4" - 1.3/8"	360	1	20	1000002190 *
Handtool set prepare to press	6 - 35	1/4" - 1.3/8"	460	1	20	1000002002
TUBE CUTTER 35 DURAMAG counter display	6 - 35	1/4" - 1.3/8"	1,700	1	6	070027DB
TUBE CUTTER 35 C (for refrigeration)	6 - 35	1/4" - 1.3/8"	470	1	4	070027C
TUBE CUTTER 35 DURAMAG MLP	6 - 35	1/4" - 1.3/8"	255	1	4	70108
TUBE CUTTER 35 PRO INOX DURAMAG (stainless steel)	6 - 35	1/4" - 1.3/8"	255	1	4	70055
TUBE CUTTER 35 INOX + cutter wheel set, ROBOX 5	6 - 35	1/4" - 1.3/8"	500	1	20	1000002222 *
TUBE CUTTER 42 PRO (Cu, brass, thin-walled steel pipe)	6 - 42	1/4" - 1.5/8"	550	1	4	70029
TUBE CUTTER 42 PRO MLP	6 - 42	1/4" - 1.5/8"	550	1	4	70109
TUBE CUTTER 42 PRO PVC	6 - 42	1/4" - 1.5/8"	550	1	4	70072
TUBE CUTTER 42 PRO INOX (stainless steel)	6 - 42	1/4" - 1.5/8"	550	1	4	70070

* ROBOX system p. 340

TUBE CUTTER 42 XL

Pipe cutter for the precise cutting of metal
pipes Ø 6 - 42 mm (1/4 - 1.5/8")

Product profile

APPLICATION AREA

- New cutter wheel: 20x more cuts**
- Suitable for thin-walled pipes starting at a wall thickness of 0.5 mm
- Quick adjustment of the pipe diameter by easy turning of the adjustment knob
- Spare cutter wheel in handle compartment
- Retractable internal pipe deburrer

KEY FEATURES

Application area: For copper, brass, aluminium, stainless steel and thin-walled steel pipes Ø 6 - 42 mm with a wall thickness of up to 1.2 mm

** Stainless steel compared to TC 42 Pro

Model	g	No.
TUBE CUTTER 42 XL	500	1000001748
Spare cutter wheel (contains 5 pcs.)	20	070056D



ROTRAC 28 / 42

High-precision pipe cutter,
Ø 3 - 42 mm (1/8 - 1.5/8")



Casing made in one cast
Stable and long-lasting

KEY FEATURES

- Constant working radius
- Cast aluminium design
- Protection of the cutter wheel with the rolling stop
- Retractable internal deburrer and spare cutter wheel in handle
- Protected screw spindle – protection against dirt and jamming


Model	mm	inch	g	No.
ROTRAC 28	3 - 28	1/8 - 1.1/8"	220	70010
ROTRAC 42	6 - 42	1/4 - 1.5/8"	255	70011
ROTRAC 28 PLUS chrome, limited edition			220	1000000046
Spare axle			5	70080
Spare cutter wheel INOX			20	070007X
Spare cutter wheel (3 pcs.) for Cu, Al, brass			20	070007D

MINICUT 2000

Copper pipe cutter Ø 6 - 22 mm
(1/4 - 7/8")



Ergonomic design of body and knob with seating surface for the hand during turning



KEY FEATURES

- For copper, brass, aluminium, thin-walled steel pipes
- Compact design with small working radius (45 mm and/or 1.3/4") allows use in hard-to-reach places
- Effortless pressure control with the large knurled knob and compact design
- Two guide rollers with recess for cuts near flares

Model	mm	inch	g	No.
MINICUT 2000	6 - 22	1/4 - 7/8"	140	70105
Spare cutter wheel			20	070017D
Spare axle			5	70041

MINICUT I PRO / II PRO

Copper pipe cutter Ø 3 - 22 mm
(1/8 - 7/8")



Ideal for maintenance and repair work!



No. 70401

No. 70402

KEY FEATURES

- For copper, brass, aluminium, thin-walled steel pipes
- Compact design with small working radius (38 mm and/or 1.1/2" I PRO/42 mm and/or 1.5/8" II PRO) allows use in hard-to-reach places
- Effortless pressure control with the large knurled knob and compact design
- Two guide rollers with recess for cuts near flares
- Monoblock design allows precision

Model	mm	inch	g	No.
MINICUT I PRO	3 - 16	1/8 - 5/8"	115	70401
MINICUT II PRO	6 - 22	1/4 - 7/8"	125	70402
Spare cutter wheel			20	070017D
Spare axle			5	70041


MINI MAX

Copper pipe cutter Ø 3 - 28 mm
(1/8 - 1.1/8")



Ergonomic design of body and knob with seating surface for the hand during turning

Set (No. 100002191) includes:
MINICUT I PRO pipe cutter, 3 - 16 mm (No. 70401), MINI MAX pipe cutter, 3 - 28 mm (No. 70015), ROBOX B2350 (No. 150002641)



KEY FEATURES

- For copper, brass, aluminium, thin-walled steel pipes
- Compact design with very small working radius (58 mm and/or 2.1/4") allows use in hard-to-reach places
- Effortless pressure control with the large knurled knob and compact design
- Two guide rollers with recess for cuts near flares

Model	mm	inch	g	No.
MINI MAX	3 - 28	1/8 - 1.1/8"	270	70015
MINICUT I PRO + MINI MAX, ROBOX				100002191*
Spare cutter wheel			20	070017D
Spare axle			5	70041

* ROBOX system p. 340

TUBE CUTTER 30 PRO / 50

Copper pipe cutter Ø 3 - 50 mm (1/8 - 2")

KEY FEATURES

- For copper, brass, aluminium, thin-walled steel pipes
- Two guide rollers with recess for cuts near flares
- Retractable internal deburrer and spare cutter wheel in handle

Model	mm	inch	g	No.
TUBE CUTTER 30 PRO	3 - 30	1/8 - 1.3/8"	305	71019
TUBE CUTTER 50	12 - 50	1/2 - 2"	520	70065

Automatic ratchet telescopic pipe cutter

Telescopic pipe cutter Ø 6 - 67 mm (1/4 - 2.5/8")

KEY FEATURES

- For copper, brass, aluminium, thin-walled steel pipes as well as plastic-coated pipes
- Retractable internal deburrer and spare cutter wheel in handle
- Monoblock design
- Quick adjustment with the ratchet telescopic guide with automatic spring-driven release
- Self-clamping prevents release due to quick adjustment during the cutting process

Model	mm	inch	g	No.
Size 1	6 - 67	1/4 - 2.5/8"	755	70030
Size 1 spare deburring blade			5	21652
Size 1 spare cutter wheel (5 pcs.)			20	070017D
Size 2 spare cutter wheel (2 pcs.)			20	070057D
Size 2 spare deburring blade			5	21652



Chain pipe cutter

For pipes Ø 20 - 100 mm (1 - 4")

KEY FEATURES

- For copper, brass, aluminium, thin-walled steel pipes as well as plastic-coated pipes
- Ideal for working in confined spaces, e.g. parallel-running pipes
- Robust chain with 15 mini cutter wheels, two-step adjustment, chrome-plated with plastic covered handles

Model	mm	inch	g	No.
Chain pipe cutter	20 - 100	1 - 4"	575	70285
Spare cutter wheel chain			180	70286



ACCESSORIES

Model	No.
Internal / external deburrer, Ø 6 - 35 mm	150000237
Internal / external deburrer, Ø 10 - 54 mm	150000236
GRATFIX	21655
UNIGRAT	21660
Spare cutter wheels	21




ROSLICE

Copper pipe cutter Ø 12 - 22 mm (1/2 - 1.1/8")



Ergonomic form

Less space needed, ideal for hard-to-reach places



KEY FEATURES

- Quick cutting of copper pipes with less turns
- No deformation of the pipe: self-clamping and self-alignment
- Less space required, ideal for hard-to-reach places
- Reliable hold with the non-slip surface

Self-clamping and self-alignment

Prevents the deformation of the pipe

Non-slip surface

Reliable grip

Pipe cutting possible near the wall



Indicates rotating direction

Quick cutting with just a few turns

Model	mm/inch	g	No.
ROSLICE	12 mm	1 240	88812
ROSLICE	15 mm	1 230	88815
ROSLICE	18 mm	1 260	88818
ROSLICE	22 mm	1 250	88822
ROSLICE	3/4"	1 240	88832
Spare cutter wheel	1/2", 12 mm	5 36.3	088840D
Spare cutter wheel	5/8"-7/8", 15-22 mm	5 34.6	088841D
Spare cutter wheel	1/2"-3/4", 18 mm	5 37.4	088842D

TUBE CUTTER 30 PRO INOX

Stainless steel pipe cutter Ø 3 - 30 mm (1/8 - 1.1/8") for the precise cutting of stainless steel pipes

INOX



2 guide rollers with recess

Cut near flares

KEY FEATURES

- Retractable internal deburrer and spare cutter wheel in handle
- Two guide rollers with recess for cuts near flares



Cutter wheel compartment

Spare cutter wheel always within reach

Precise cutting of stainless steel pipes



Internal deburrer

Retractable

Model	mm	inch	g	No.
TC 30 PRO INOX	3 - 30	1/8 - 1.1/8"	305 4	71085
Spare cutter wheel (5 pcs.)			20 1(5)	070056D
Spare axle			5	70041

TUBE CUTTER INOX

Ratchet telescopic pipe cutter Ø 6 - 60 mm (1/4 - 2.3/8") for the precise cutting of stainless steel pipes

KEY FEATURES

- Quick adjustment with the ratchet telescopic guide with automatic spring-driven release

12 x ball bearings!

Model	mm	inch	g	No.
TUBE CUTTER INOX	6 - 60	1/4 - 2.3/8"	305 4	70340
TUBE CUTTER INOX + cutter wheel set, ROBOX			5 1	100002192*
Spare cutter wheel			20 1(2)	70341

* ROBOX system p. 340

12x ball bearings

Extremely stable, fast and direct guidance of the pipe

INOX



Easy turning of the adjustment knob

Quick adjustment of the working area

Metal casing made of aluminium

Rugged and robust

No. 100002192

TUBE CUTTER 35 / 42 PRO INOX

Proven pipe cutter Ø 6 - 42 mm (1/4 - 1.5/8") for the precise cutting of stainless steel pipes

KEY FEATURES

- Hardened, special cutter wheel made of high-alloyed steel
- External burr-free cutting
- Stainless steel guide rolls, cuts near flares possible
- Optimum use in tight places
- Quick adjustment of the working area
- Retractable pipe internal deburrer
- Rugged and robust

Model	mm	inch	g	No.
TC 35 INOX	6 - 35	1/4 - 1.3/8"	440	70055
TUBE CUTTER INOX + cutter wheel set, ROBOX			5 1	100002222*
TC 42 PRO INOX	6 - 42	1/4 - 1.5/8"	510	70070

* ROBOX system p. 340

Set (No. 100002222) includes: TUBE CUTTER 35 INOX, (No. 70055), cutter wheel f. TC 35 + TC 30 PRO + TC 42 XL, 5 pcs. (No. 070056D), ROBOX B2350 (No. 150002641)

INOX



Easy turning of the adjustment knob

Quick adjustment of the working area

Model	g	No.
Spare cutter wheel (5 pcs.)	20	070056D
Spare deburring blade	10	21652

TUBE CUTTER CSST

Pipe cutter for the precise cutting of corrugated INOX pipes Ø 10 - 42 mm (3/8" - 1.5/8")

KEY FEATURES

- Stability provided by two wide rubber rollers
- Quick adjustment to the pipe diameter
- Spare cutter wheel in handle compartment

APPLICATION AREA

Corrugated pipes with a wall thickness of up to 0.2 mm

Model	kg	No.
TUBE CUTTER CSST 42 mm	0.5	100001747
Cutter wheel CSST pipe (contains 5 pcs.)		100002077

Cutter wheel compartment

Spare cutter wheel always within reach

Easy turning of the adjustment knob

Quick adjustment to the pipe diameter



Special cutter wheel

For thin-walled corrugated INOX pipes

Guide rollers next to the cutter wheel

Perfect guidance of corrugated pipes

Wide bearing surface

Ideal force distribution while cutting

ENORM 4"

Steel pipe cutter Ø 60 - 115 mm (2 - 4")



KEY FEATURES

- Wide rollers for secure guiding of cutter wheel on pipe
- Easy pressure control for optimum force transmission onto the pipe

KEY FEATURES

- Long service life with the hardened cutter wheel made of high-alloyed steel
- Burr-free cutting allows immediate thread cutting



Model	mm	inch	g	No.	Model	g	No.
ENORM 4"	60 - 115	2 - 4"	7,105	70060	Spare axle	5	70064
Spare cutter wheel (2 pcs.)			20	070061D			

SUPER 1.1/4" and 2"

Stainless steel pipe cutter Ø 10 - 60 mm (1/8 - 2")

KEY FEATURES (SUPER/SUPER INOX)

- Wide rollers for secure guiding of cutter wheel on pipe
- Easy pressure control for optimum force transmission onto the pipe

SUPER 1.1/4" and 2" INOX

Stainless steel pipe cutter Ø 10 - 60 mm (1/8 - 2")

KEY FEATURES (SUPER/SUPER INOX)

- Long service life with the hardened cutter wheel made of high alloy steel
- Burr-free external cutting allows for immediate thread cutting



Model	mm	inch	g	No.	Model	mm	inch	g	No.
SUPER 1.1/4"	10 - 42	1/8 - 1.1/4"	1,040	70040	SUPER 1.1/4" INOX	10 - 42	1/8 - 1.1/4"	1,040	70086
SUPER 2"	10 - 60	1/8 - 2"	2,155	70045	SUPER 2" INOX	10 - 60	1/8 - 2"	2,155	70087
1.1/4" spare cutter wheel (3 pcs.)			20	070046D	1.1/4" spare cutter wheel (2 pcs.)			20	070088D
1.1/4" spare axle			5	701011500	1.1/4" spare axle			5	701011500
2" spare cutter wheel (3 pcs.)			20	070051D	2" spare cutter wheel (2 pcs.)			20	070089D
2" spare axle			5	70053	2" spare axle			5	70053

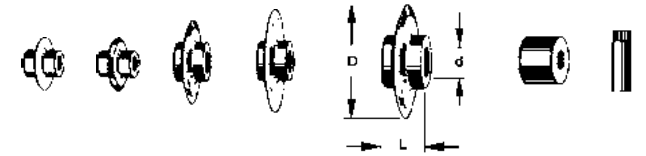
ACCESSORIES



Model	No.
Internal / external deburrer, Ø 6 - 35 mm	31 150000237
Internal / external deburrer, Ø 10 - 54 mm	31 150000236
GRATFIX	32 21655
UNIGRAT	32 21660
Spare cutter wheels	21

Pipe cutters, cutting wheels and spare parts

Only original ROTHENBERGER cutting wheels made of high-alloyed hardened steel guarantee an exact, right-angled cut



Pipe cutter type	Model for pipe - Ø	No.	Cutting wheel No.	Sizes d, L, D mm	Cutting depth	Spare axle No.	Ø mm Length mm Thread	Spare roller No.	Deburring blade No.	Application area	
MINICUT I PRO	3 - 16 mm	70401	070017D	4.8 / 5.90 / 18.5	5	3.0	70041	4.7 / 14 / M3	70023	Copper pipe (Cu), brass pipe (Ms), aluminium pipe (Al), thin-walled steel pipe (Fe), PVC hard plastic pipe, plastic-coated pipe	
MINICUT II PRO	6 - 22 mm	70402	070017D	4.8 / 5.90 / 18.5	5	3.0	70041	4.7 / 14 / M3	70023		
MINICUT 2000	6 - 22 mm	70105	070017D	4.8 / 5.90 / 18.5	5	3.0	70041	4.7 / 14 / M3	-		
MINIMAX	3 - 28 mm	70015	070017D	4.8 / 5.90 / 18.5	5	3.0	70041	4.7 / 14 / M3	-		
TUBE CUTTER 30 PRO	3 - 30 mm	71019	070017D	4.8 / 5.90 / 18.5	5	3.0	70041	4.7 / 14 / M3	70067	Copper pipe (Cu), brass pipe (Ms), aluminium pipe (Al), thin-walled steel pipe (Fe), PVC hard plastic pipe, plastic-coated pipe	
TUBE CUTTER 35 + 35 C	6 - 35 mm	070027(C)	070017D	4.8 / 5.90 / 18.5	5	3.0	70041	4.7 / 14 / M3	70067		21652
TUBE CUTTER 42 PRO	6 - 42 mm	70029	070017D	4.8 / 5.90 / 18.5	5	3.0	70041	4.7 / 14 / M3	70067	21652	
TUBE CUTTER 35 MLP	6 - 35 mm	70108	070188D	4.8 / 5.90 / 19.3	5	4.0	70041	4.7 / 14 / M3	70067	Multi-layered composite pipe	
TUBE CUTTER 42 PRO MLP	6 - 42 mm	70109	070188D	4.8 / 5.90 / 19.3	5	4.0	70041	4.7 / 14 / M3	70067		21652
TUBE CUTTER 50	12 - 50 mm	70065	070017D	4.8 / 5.90 / 18.5	5	3.0	70006	4.7 / 16 / M4	-		
AUTOMATIC pipe cutter	Size 1	6 - 67 mm	70030	070017D	4.8 / 5.90 / 18.5	5	3.0	70042	4.7 / 16 / M4	-	21652
			70031	070028D	4.8 / 5.90 / 23.6	3	7.0	70042	4.7 / 16 / M4	-	21652
	Size 2	50 - 127 mm	70142	070057D	8.0 / 14.0 / 29.0	2	7.0	751004200	7.9 / 23.5 / 1/4"	-	21652
			055054D	8.0 / 13.0 / 40.0	3	13.0	751004200	7.9 / 23.5 / 1/4"	-	21652	
			055053D	8.0 / 13.0 / 30.5	2	8.0	751004200	7.9 / 23.5 / 1/4"	-	21652	
	Size 3	100 - 168 mm	70033	055074D	8.0 / 11.0 / 45.0	2	16.0	751004200	7.9 / 23.5 / 1/4"	-	21652
				055074D	8.0 / 11.0 / 45.0	2	16.0	751004200	7.9 / 23.5 / 1/4"	-	21652
	TUBE CUTTER 28	3 - 28 mm	70010	070007D	4.8 / 3.0 / 16.0	3	2.5	70080 + 70081	4.7 / 9 / SR	80679	-
	TUBE CUTTER 42	3 - 42 mm	70011	070007D	4.8 / 3.0 / 16.0	3	2.5	70080 + 70081	4.7 / 9 / SR	80679	-
	TUBE CUTTER 42 PRO PVC	6 - 42 mm	70072	070028D	4.8 / 5.90 / 23.6	3	7.0	70041	4.7 / 14 / M3	70067	-
Steel pipe cutter SUPER	1/8" - 1.1/4" / 1/8" - 2"	70040	070046D	7.5 / 14.0 / 25.7	3	5.5	701011500	7.4 / 30 / -	70047	-	Steel pipe (Fe)
		70045	070051D	9.0 / 17.0 / 31.5	3	6.0	70053	8.9 / 35 / -	70052	-	Steel pipe (Fe)
Steel pipe cutter ENORM	2" - 4"	70060	070061D	9.7 / 20.0 / 41.0	2	8.0	70064	9.4 / 52 / -	70063	-	Steel pipe (Fe)
TUBE CUTTER 30 PRO INOX	3 - 30 mm	71085	070056D	4.8 / 5.9 / 18.5	5	5.5	70041	4.7 / 14 / M3	70068	-	Stainless steel pipe
TUBE CUTTER INOX	10 - 54 mm	70340	70341	5.0 / 21.0 / 30.0	2	3.5	753000700	4.7 / 14 / M3	70068	21652	Stainless steel pipe
TUBE CUTTER 35 INOX	6 - 35 mm	70055	070056D	4.8 / 5.90 / 18.5	5	4.0	70041	4.7 / 14 / M3	70068	21652	Stainless steel pipe
TUBE CUTTER 42 PRO INOX	6 - 42 mm	70070	070056D	4.8 / 5.90 / 18.5	5	4.0	70041	4.7 / 14 / M3	70068	21652	Stainless steel pipe
SUPER INOX	1/8" - 1.1/4" / 1/8" - 2"	70086	070088D	4.8 / 5.90 / 19.3	2	4.0	701011500	7.4 / 30 / -	70047	-	Stainless steel pipe
		70087	070089D	9.0 / 19.0 / 31.5	2	7.0	70053	8.9 / 35 / -	70052	-	Stainless steel pipe
Chain pipe cutter	100 mm	70285	-	4.0 / 3.80 / 17.8	-	3.0	-	-	-	Spare chain 70286	Cu, Ms, Al, Fe thin-walled

1 **ROCUT**

Plastic pipe shears up to Ø 75 mm (3")

The ROTHENBERGER plastic pipe shears for highest quality requirements. Knife blades deliver clean and straight cuts on pipe diameters up to 75 mm of plastic types currently used in installations. The aluminium construction makes for precise operation and long life.

Product profile

APPLICATION AREA

For precise cutting of PP, PE, PEX, PB, PVC and PVDF pipes up to Ø 75 mm

KEY FEATURES

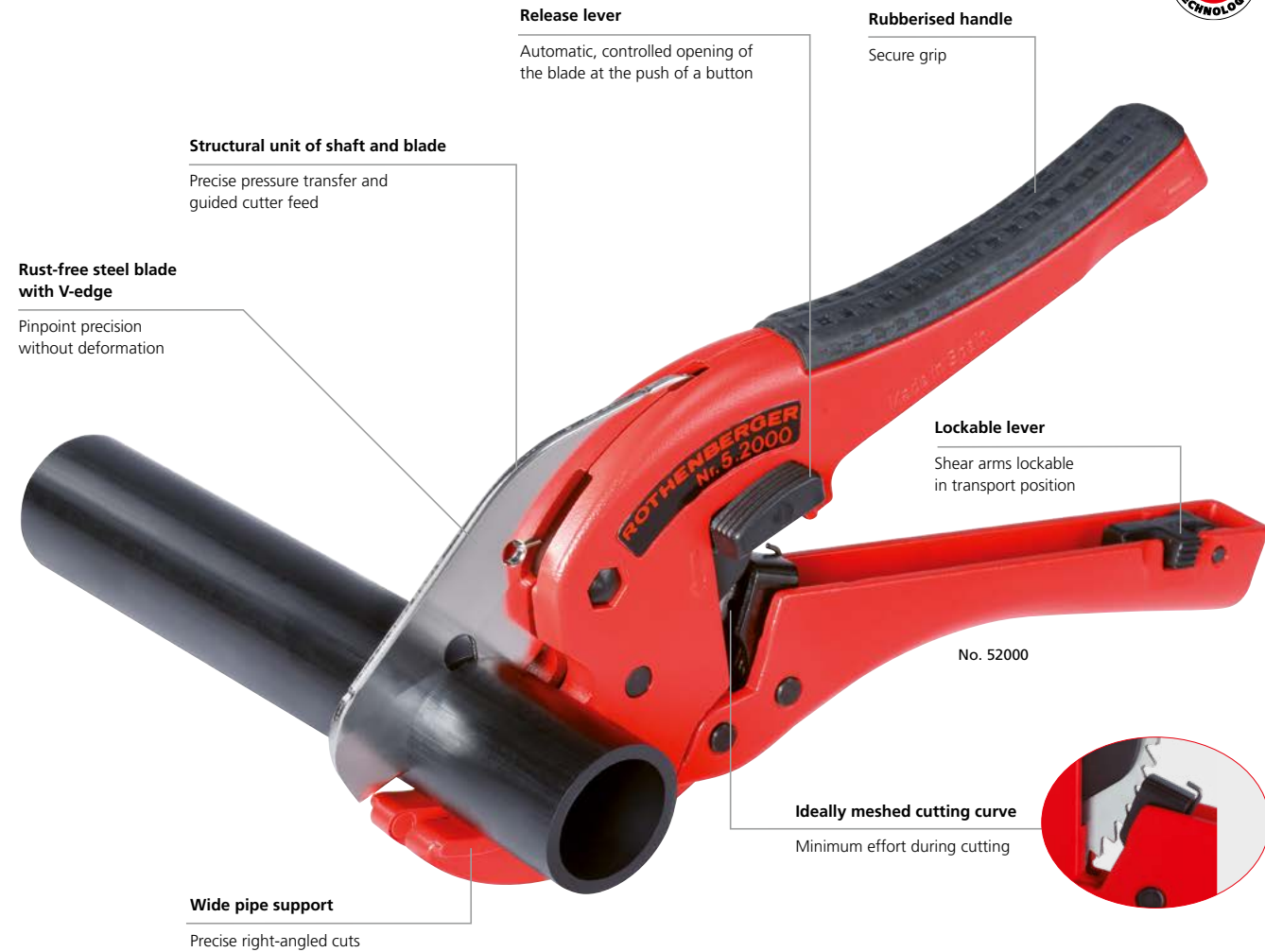
- Minimum effort during cutting
- Precise right-angled cuts
- Pin-point precision without deformation
- Precise pressure transfer and guided cutter feed
- Automatic, controlled opening of the blade at the push of a button

KEY FEATURES

- Secure grip with the rubberised handles
- Shear arms lockable in transport position

TECHNICAL DATA

ROCUT Professional:		ROCUT Standard:	
TC 42:	Ø 0 - 42 mm	TC 26:	Ø 0 - 26 mm
TC 50:	Ø 0 - 50 mm	TC 32:	Ø 0 - 32 mm
TC 63:	Ø 0 - 63 mm	PS 35:	Ø 6 - 35 mm
TC 75:	Ø 0 - 75 mm	PS 26/42:	Ø 6 - 42 mm



Set (No. 1000002193) includes:
ROCUT TC 42, 0 - 42mm (No. 52000),
ROBOX B2650 (No. 1500002763)

1

ROCUT TC 50 / TC 75 Professional

Plastic pipe shears up to Ø 75 mm (3")



**ROCUT TC 26 / TC 32
PS 26 / PS 42 S / PS 35 S**

Plastic pipe shears up to Ø 42 mm (1.5/8")
(TC 32 for multi-layer composite pipes MLP)



ROCUT TC 63 Professional

Plastic pipe shears up to Ø 63 mm (2.1/2")
(TC 63 Professional for PVC pipes)



Model	mm	inch	g	mm	mm	No.
ROCUT TC 26	0 - 26	0 - 1"	370	1	4	52005
ROCUT TC 26, counter display	0 - 26	0 - 1"	3,700	1(10)	1	052005D
ROCUT TC 32	0 - 32	0 - 1.1/4"	220	1	4	52040
ROCUT PS 35	6 - 35	1/4 - 1.3/8"	740	1	20	55005
ROCUT PS 26 / 42 S, adjustable	6 - 42	1/4 - 1.5/8"	950			55015
ROCUT TC 42 Professional	0 - 42	0 - 1.5/8"	447	1	4	52000
ROCUT TC 42 Professional, ROBOX 5	0 - 42	0 - 1.5/8"	590	1	12	1000002193*
ROCUT TC 50 Professional	0 - 50	0 - 2"	600	1	4	52010
ROCUT TC 63 Professional	0 - 63	0 - 2.1/2"	700	1		52030
ROCUT TC 75 Professional	0 - 75	0 - 3"	1,600	1		52015

* ROBOX system p. 340

ACCESSORIES



Model	mm	inch	g	mm	No.
Spare stainless steel blade for TC 32	0 - 32	0 - 1.1/4"	120	1	52041
Spare stainless steel blade for PS 35 S	6 - 35	1/4 - 1.3/8"	30	1	55006
Spare stainless steel blade for PS 26 / 42 S	6 - 42	1/4 - 1.5/8"	60	1	55007
Spare stainless steel blade for TC 42 Professional	0 - 42	0 - 1.5/8"	120	1	52042
Spare stainless steel blade for TC 50 Professional	0 - 50	0 - 2"	120	1	52011
Spare stainless steel blade for TC 63 Professional	0 - 63	0 - 2.1/2"	130	1	52031
Spare stainless steel blade for TC 75 Professional	0 - 75	0 - 3"	190	1	52016

1 **TUBE CUTTER 67 / 125 / 168 PL Automatic**

Telescopic ratchet pipe cutter
 Ø 6 - 168 mm (1/4 - 6.5/8")



Product profile

APPLICATION AREA

For precise cutting of PP, PE, PEX, PB and PVDF pipes as well as sound-insulated drain pipes

KEY FEATURES

- Maximum strength with the monoblock aluminium construction
- Optimum, fatigue-free operation with the ergonomically optimised metal handle
- Fast adjustment to the outer tube diameter with the telescopic ratchet guide
- Fast opening with automatic retraction
- Internal pipe deburrer retracts into cutter body
- Hardened, specially sharpened cutter wheels

TECHNICAL DATA

TC 67 PL:	6 - 67 mm	1/4 - 2.5/8"
TC 125 PL:	50 - 125 mm	2 - 5"
TC 168 PL:	110 - 168 mm	4.3/8" - 6.5/8"



No. 70033



No. 070031D

Removable internal pipe deburrer



Model	mm	inch	Cutting depth	kg	kg	No.
TC 67 PL	6 - 67	1/4 - 2.5/8"	7.0	0.7	1	70031
TC 125 PL	50 - 125	2 - 5"	13.0	1.6	1	70032
TC 168 PL	110 - 168	4 - 6.5/8"	16.0	1.7	1	70033
TC 67 PL, counter display					1 (4)	070031D

Cutting wheels, spare parts 21

Jacket pipe cutter

For cutting of grooved plastic protective pipe (corrugated hose) up to 32 mm

KEY FEATURES

- Ideal tool for the removal of the protective hose on pipes
- Very robust
- Simple and precise use
- Saves time in comparison to conventional use of a blade



Model	mm	No.
Jacket pipe cutter	0 - 32 mm	21500
Spare blade ROCUT PPD		21505

1 **TUBE CUTTER 35 MLP / 42 PRO MLP / 42 PRO PVC**

Telescopic pipe cutter Ø 6 - 42 mm (1/4 - 1.5/8")

Product profile

APPLICATION AREA

TUBE CUTTER 35 MLP and 42 PRO MLP for multi-layer composite pipes TUBE CUTTER 42 PRO PVC for PVC pipes

KEY FEATURES

- Space-saving work, also in confined spaces, uniform, small working radius of 123 mm
- Right-angled and burr-free cutting with precise telescopic guidance
- Fast and simple adjustment of the working range due to the feed being synchronised with the feeder rotation
- Optimum, fatigue-free operation with the optimised ergonomic handle
- Only one tool for cutting and deburring due to integrated, retractable internal pipe deburrer
- Spare cutter wheel in the handle

TECHNICAL DATA

TC 35 MLP:	6 - 35 mm	1/4 - 1.3/8"
TC 42 PRO MLP:	6 - 42 mm	1/4 - 1.5/8"
TC 42 PRO PVC:	6 - 42 mm	1/4 - 1.5/8"



No. 70108

Model	mm	inch	g	kg	No.
TC 35 MLP	6 - 35	1/4 - 1.3/8"	440	1	10 70108
Spare cutter wheel TC 35/42 MLP			19	1	5 070188D

Model	mm	inch	g	kg	No.
TC 42 PRO MLP	6 - 42	1/4 - 1.5/8"	510	1	10 70109
TC 42 PRO PVC	6 - 42	1/4 - 1.5/8"	510	1	4 70072
Spare cutter wheel TC 42 PVC			10	3	070028D

1 ROBO Super

Safety saw frame

- Minimizes risks: safety handle with exact guidance
- Room for spare blades in holder
- Optimum saw blade tensioning: quick tensioning device with fine adjustment integrated in handle
- Ideal for cutting in confined spaces: 90° rotatable



Model	Clamping width mm	g	No.
ROBO Super saw frame including saw blade HSSE 4 Plus (No. 71213)	300	680	71206

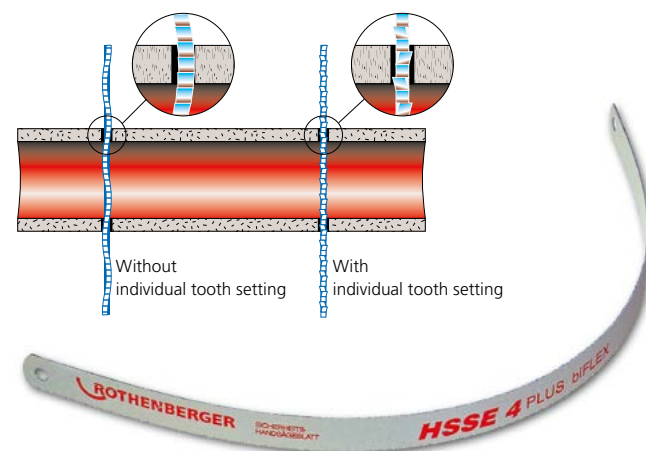
Metal saw frame

- Solid design with robust holder
- With cross-slotted squared clamping elements
- Reliable captive blade holding pin
- Firm wooden handle

Cross-slotted squared clamping piece



Model	Clamping width mm	g	No.
Metal saw frame without saw blade	300	530	300013



Hand saw blades with single offset teeth optimally cut the hand saw blade free. Jamming in the workpiece is prevented. Therefore, the working rhythm is maintained, less effort is needed and there is a higher cutting performance.

ROBO Mini

Small saw frame

- Handle with ergonomic form enables powerful sawing in tight spaces
- Large dimension tightening screw



Model	Clamping width mm	g	No.
ROBO Mini including UNIVERSAL saw blade (No. 71217)	150	160	71222

UNI small saw PUK

- For sawing all materials, small and handy, good cutting performance




Model	Clamping width mm	g	No.
PUK static, with UNIVERSAL saw blade	150	100	842100
PUK adjustable, with UNIVERSAL saw blade (w. App.)	150	140	71215
UNIVERSAL saw blade for metal	150 (32 TPI)	20	71217
Saw blade for wood	150 (14 TPI)	20	71216

HSSE 4 Plus

Bimetal hand saw blade

Highly flexible spring band steel with fused HSSE cutter

- Highest flexibility with extremely hard teeth
- Hardness approx. 65 HRC: Average service life 4 times longer
- Risk of breakage significantly reduced even under extreme operational demands
- Precise cutting with individual tooth setting



Model	mm	TPI	g	No.
HSSE 4 Plus	300	24	20	71213

PORTACUT 185 BSR / BSP

Light, precise building-site and workshop band saw up to Ø 180 mm



KEY FEATURES

- For quick and precise angled cutting of steel pipes, plastic pipes, profiles and solid materials
- **High torque** with the 420 W induction motor
- **Automatic shut-off** and overload protection as safety features
- **Preserves saw blade life** with the 4-way adjustable cutting pressure

PORTACUT 185 BSR

- With safety chain quick-grip system

PORTACUT 185 BSP

- With parallel vice for clean, exact cuts and mitred cuts up to 45°



Fig. Similar PORTACUT 185 BSR



Fig. Similar PORTACUT 185 BSP

Sets include: PORTACUT 185 BSR and/or BSP, 2 band saw blades HSS bimetal 14 TPI (No. 56605)

Model	kg	230 V	110 V
PORTACUT 185 BSR	43	56710	56717
PORTACUT 185 BSP	49	56711	56718

Cutting power Machine Type	Straight Cuts		45° Cuts	
	Ø mm	□ mm	Ø mm	□ mm
185 BSR	180	150	-	-
185 BSP	180	150	85	75

Band saw blades for PORTACUT 185 BSR / BSP

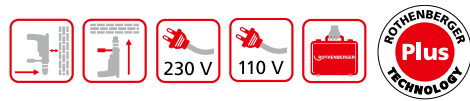
Dimensions mm	TPI	Material	for pipes and profiles		g	No.
			Steel	INOX		
1,640 x 13 x 0.65	8	SS	starting from 10.0 mm	-	100	56602
1,640 x 13 x 0.65	10	SS	starting from 8.0 mm	-	100	56603
1,640 x 13 x 0.65	14	SS	starting from 6.1 mm	-	100	56604
1,640 x 13 x 0.65	14	bimetal	starting from 6.1 mm	from 2.0 mm	100	56605
1,640 x 13 x 0.65	24	SS	up to 3.6 mm	to 1.6 mm	100	56607
1,640 x 13 x 0.65	18	bimetal	up to 3.6 mm	to 1.6 mm	100	56608



ROTIGER VARIO Electronic

Pipe saw

Powerful and fast-cutting universal saw for the professional use during installation, demolition and repair work.



Product profile

KEY FEATURES

- The special chain tensioning device enables precise 90° cuts on all types of pipes
- Ideal for free-handed cutting of wood (even with nails), steel, stainless steel, cast iron, steel plate, metal pipes and profiles, plastic and building materials
- Flush-to-the-wall cutting in confined spaces, such as in shafts or when working overhead

TECHNICAL DATA

Performance: 1,500 W
Speed: 0 - 2,200 rpm (adjustable with wheel)
Weight: 4.3 kg
Distance: 26 mm
Dimensions: 491 x 94 x 108 mm
Saw blade attachment: Universal, U-shaft, special pipe saw blades

Speed thumbwheel

Simple speed adjustment for various applications

Double insulation

Better protection against moisture



Robust universal saw blade attachment
For universal, U-shaft and special saw blades

Chain tensioning device attachment
Very robust, casted in housing

Chain tensioning device
Enables precise 90° cuts

Carbon brush
Simple exchange with the exterior screw joint

Supporting shoes
Reliable guidance of the saw

Fig. tension device 2 in 1 (No. 50312)

Fig. chain tensioning device (No. 50311)

L- and U-shaft attachments

Precise 90° cuts



Set (No. 50305/50306) includes: ROTIGER VARIO Electronic, chain tensioning device, 5 x HSS bimetal saw blades

Model	kg	230 V	110 V
ROTIGER VARIO Electronic	7.0	50306	50305
Chain tensioning device up to 6"			50311
Tensioning device 2 in 1 (Chain tensioning device up to 6" + collet chucks up to 2")			50312



Fig. ROTIGER VARIO Electronic

Universal ROTIGER VARIO Electronic

Universal electronic saw

Universal electronic saw for the sanitary and heating technology professional for installations or repair work



Product profile

KEY FEATURES

- POWER FEED SYSTEM for a consistent cutting speed (while idling as well as during use), less wear of the saw blades and longer motor life
- Ideal for free-hand cutting of wood (even with nails), steel, stainless steel, cast iron, steel plate
- Continuously adjustable speed regulation

TECHNICAL DATA

Performance: 1,600 W with 230 V / 1,300 W with 110 V
Speed: 1,000 - 2,800 rpm (adjustable with wheel)
Weight: 3.7 kg
Distance: 26 mm
Dimensions: 440 x 120 x 80 mm
Saw blade attachment: Quick tensioning for universal saw blades



Carbon brush
Simple exchange with the exterior screw joint

Adjusting wheel
Simple speed adjustment for various uses

Quick tensioning for saw blades
Very robust turning / tensioning lock

Double insulation
Better protection against moisture

Ergonomic D-handle
Fits perfectly in the hand during sawing

Adjustable supporting shoe
Secure guidance of the saw

Universal-shaft attachment



Working in confined spaces



Set (No. 50301/50302) includes: Universal ROTIGER VARIO Electronic, 5 x HSS bimetal saw blades

Model	kg	230 V	110 V
UNIVERSAL ROTIGER VARIO Electronic	7.0	50301	50302



Fig. Universal ROTIGER VARIO Electronic

UNIVERSAL HSS bimetal / TCT TIGER SAW BLADES

For 1/2" universal seating, also suitable for Flex, Bosch, B&D, Skil, Hitachi, Makita, Ridgid, Roller, Rems!

Cutable materials	Material	L x W x thickness mm	TPI		Reference	☒*	No.
	HSS bimetal	150 x 20 x 0.9	24	L	S 922 AF	1 (5)	865784
	HSS bimetal	150 x 20 x 0.9	18	L	S 922 EF	1 (5)	865785
	HSS bimetal	150 x 20 x 0.9	14	L	S 922 BF	1 (5)	865786
	HSS bimetal	200 x 20 x 0.9	18	L	S 1022 EF	1 (5)	865787
	HSS bimetal	200 x 20 x 0.9	14	L	S 1022 BF	1 (5)	865788
	HSS bimetal	300 x 20 x 0.9	10 - 14	L	S 1222 VF	1 (5)	865789
	TCT coated	225 x 20 x 1.5	30 grit	L	S 1130 RF	1 (5)	865793

HSS bimetal

Special saw blades with U-shaft

Suitable ROTHENBERGER ROTIGER VARIO for quick and exact, right-angle sawing of steel pipes up to 4" with chain pipe clamp (absolutely necessary)

Cutable materials	Material	L x W x thickness mm	TPI		Reference	☒*	No.
	HSS bimetal	140 x 25 x 1.6	8	U	S 920 CF	1 (5)	865795
	HSS bimetal	200 x 25 x 1.6	8	U	S 1120 CF	1 (5)	865796
	HSS bimetal	150 x 25 x 1.0	10 - 14	U		1 (5)	865798
	HSS bimetal	200 x 25 x 1.0	10 - 14	U		1 (5)	865799

*5 pcs. in plastic carrying case (minimum purchase)

Special pipe saw blades

For exact, right-angle sawing with chain pipe clamp (absolutely necessary), extra strong and warp resistant guidance for straight cuts and long operational life

Cutable materials	Material	L x W x thickness mm	TPI			No.
	HSS	140 x 25 x 1.6	8	L		50260
	HSS	200 x 25 x 1.6	8	L		50261
	HSS	290 x 25 x 1.6	6 - 8	L		50263
	HSS-E	140 x 25 x 1.6	14	L		50264
	HSS-E	200 x 25 x 1.6	8	L		50265
	HSS	200 x 25 x 1.6	6 - 8	L		50266

Universal internal & external deburrer

Quick and easy deburring Ø 4 - 54 mm (1/8 - 2")

For copper, steel and stainless steel pipes, with polished cutting blade made of hardened special steel; smooth running



Model	mm	inch	g		No.
Internal and external deburrer for copper and plastic	4 - 36	1/8 - 1.3/8"	30	1 25	11006
Internal and external deburrer for copper and INOX (stainless steel)	6 - 35	1/4 - 1.3/8"	100		1500000237
Internal and external deburrer for copper and INOX (stainless steel)	10 - 54	1/2 - 2"	390		1500000236

Deburrer adaptor I / II

Adaptor for the use of the internal and external deburring with portable screwdriver or drill

Product profile


KEY FEATURES

- User-friendly solution for deburring pipes "internal and external"
- Saves time
- Precise, burr-free deburring without effort

Best deburring results at low speed, 800 rpm at the most!



No. 11045



No. 11044

Drive shaft

For the deburring with portable screwdriver or drill



Model	g	No.
Deburrer adaptor I for No. 1500000237	160	11044
Deburrer adaptor II for No. 1500000236	280	11045

1 **GRATFIX HSS / UNIGRAT**

Deburrer

KEY FEATURES

- Replaceable blades
- GRATFIX with plastic cartridge grip
- Grip recess is raised at the end and prevents the tool from slipping out of users' hands
- One-handed use with the retractable locking head
- Offset surfaces provide a good torque
- Pluggable handle ends for the storage of associated blades

Ideal for deburring of edges, pipes and steel, aluminium, brass, copper sheets, cast iron and plastic plates!



Model	g	No.
UNIGRAT with HSS deburring blade	30	21660
GRATFIX with deburring blade No. 1	50	21655
GRATFIX with deburring blade No. 1 - 2 - 3	80	21651
HSS deburring blade No. 1 Universal	10	21652

Plastic pipe chamfering unit

With replaceable blades Ø 16 - 160 mm

For 15° outer chamfers on plastic pipe



KEY FEATURES


- Flexible in use
- Wall thickness is continuously adjustable

Model	mm	g	No.
Chamfering unit size 1	16 - 110	720	55050
Chamfering unit size 2	32 - 160	800	55051
Spare blade size 1 and 2		30	55058

Ratchet pipe deburrer 1/4 - 2"

Quick and clean deburring

For steel pipes, with smooth-running ratchet, cutting bit made of tempered steel



Quick adjustment

Handy, lockable reversal of the ratchet direction

Spare deburrer bit (No. 70296)

Model	inch	mm	g	No.
Internal deburrer with ratchet	1/4 - 2"	13 - 60	2,680	70289
Spare deburrer			200	70296



ROGRAT MLP deburrer and chamfering tool

For internal and external deburring, chamfering, calibrating and custom milling of PE-X and aluminium multi-layer (MLP) pipes of up to Ø 26 mm

KEY FEATURES

- Internal and external deburrer for PE-X and aluminium multilayer pipes (MLP) through chamfering to approved standards
- Simultaneous chamfering
- Calibration of the pipe ends through a special guiding pin

One tool with three functions: chamfering, calibrating and deburring!

True to size guiding and calibration pin

Increased safety, protects O-ring from damage



Star handle with screw-bit attachment and quick locking mechanism

High force transmission

Shock-resistant protective sleeve

Protects from injury




Fig. ROGRAT MLP deburrer set

ROGRAT MLP system - manual chamfering attachments

ROGRAT type	Press system	Pipe measurement mm	Color code	g	No.
TH 14		14.0 x 2.00	●	51	14121
TH 16	Henco / MHS	16.0 x 2.00	●	53	14122
TH 18	Giacomini	18.0 x 2.00	●	58	14123
TH 20		20.0 x 2.00	●	93	14124
TH 26		26.0 x 3.00	●	108	14126

Color coding prevents confusion



System optimised chamfer



Set includes: carrying case (No. 14005), with basic handle grip (No. 14000) and system-manual chamfering attachments

Model	For size mm	g	No.
TH Henco/HMS	16 - 20 - 26	760	14250
Basic handle		250	14000
System carrying case		250	14005



RODIA diamond core drilling

System overview	36 - 37
Characteristics diamond drill bits	38
Hand-operated drilling	
Wet drilling machine	39
Hand-operated & stationary drilling	
Wet drilling machine	41
Diamond wet & dry drilling system RODIACUT	40 - 45
RODIA diamond drill bits	
Wet cutting drill bits for natural stone, soldered	46
Wet & dry cutting drill bits, space welding	47 - 48
Accessories for hand-operated & stationary drilling	
Vacuum pump systems	49
Accessories diamond core drilling	49 - 50
Extraction systems	
Wet & dry extraction unit	51

Hand-operated drilling



	Hand-operated	Hand-operated	Hand-operated	Hand-operated / stationary
Stationary drilling in concrete:	Ø 6 - 67 mm	Ø 10 - 132 mm	Ø 10 - 200 mm	Ø 10 - 132 mm
Stationary drilling in masonry:	Ø 6 - 67 mm	Ø 32 - 162 mm	Ø 32 - 225 mm	Ø 10 - 152 mm
Hand-operated drilling in concrete:	Ø 6 - 35 mm	Ø 10 - 82 mm	Ø 10 - 82 mm	Ø 10 - 82 mm
Hand-operated drilling in masonry:	Ø 6 - 67 mm	Ø 32 - 162 mm	Ø 32 - 250 mm	Ø 32 - 162 mm
Power output:	800 W	1,400 W	2,400 W	1,400 W
Speed transmission:	2-gear	2-gear	3-gear	2-gear
Nominal speed:	3,600 / 6,400 rpm	500 / 1,050 rpm	600 / 1,250 / 3,200 rpm	500 / 1,050 rpm
Torque:	4 / 7 Nm	55 / 27 Nm	71 / 34 / 17 Nm	55 / 27 Nm
Weight:	3.4 kg	6.7 kg	7.2 kg	16.7 kg
Page	39	40, 41	40, 41	40, 41

Drill bits



	High SPEED Plus-natural stone*	DX- High SPEED Plus*	SPEED STAR DX*
Connection:	G 1/2"	G 1/2", 1.1/4" UNC	G 1/2", 1.1/4" UNC
Drill bit diameter:	Ø 6 - 67 mm	Ø 20 - 300 mm	Ø 10 - 500 mm
Working length:	up to Ø 10 mm = 50 mm from Ø 12 mm = 120 mm	G 1/2", 400 mm working length 1.1/4" UNC, 430 mm working length	G 1/2", 400 mm working length 1.1/4" UNC, 430 mm working length
Application:	wet	wet & dry	wet & dry
Tiles:	☺☺☺	☺	☺☺
Granite:	☺☺☺	☺	☺☺
Marble:	☺☺☺	☺	☺☺
Brick:	☺☺	☺☺☺**	☺☺☺**
Masonry:	☺	☺☺☺**	☺☺**
Lime-sand brick:	☺	☺☺☺**	☺☺**
Asphalt:	☺☺	☺☺☺**	☺☺☺**
Screed:	☺☺	☺☺☺	☺☺
Concrete:	☺☺☺	☺☺☺	☺☺
Reinforced concrete:	☺☺☺	☺☺	☺☺☺
Page	46	47	48

* Special lengths and diameters on request, ** Suitable for dry drilling, ☺☺☺ Ideally suited ☺☺ Very suitable ☺ Suitable

Stationary drilling



	Hand-operated / stationary	Hand-operated / stationary	Stationary	Stationary
Stationary drilling in concrete:	Ø 10 - 152 mm	Ø 10 - 200 mm	Ø 32 - 250 mm	Ø 32 - 400* (500) mm
Stationary drilling in masonry:	Ø 10 - 152 mm	Ø 32 - 225 mm	Ø 32 - 250 mm	Ø 32 - 400* (500) mm
Hand-operated drilling in concrete:	Ø 10 - 82 mm	Ø 10 - 82 mm		
Hand-operated drilling in masonry:	Ø 32 - 250 mm	Ø 32 - 250 mm		
Power output:	2,400 W	2,400 W	3,000 W	3,000 W
Speed transmission:	3-gear	3-gear	3-gear	3-gear
Nominal speed:	600 / 1,250 / 3,200 rpm	600 / 1,250 / 3,200 rpm	215 / 430 / 785 rpm	215 / 430 / 785 rpm
Torque:	71 / 34 / 17 Nm	71 / 34 / 17 Nm	185 / 107 / 55 Nm	185 / 107 / 55 Nm
Weight:	17.2 kg	25.2 kg	30.1 kg	39.8 kg
Page	40, 41	42, 43	42, 43	44, 45

* Drilling range with distance plate expandable up to 500 mm

RODIA diamond core drilling

Hand-operated & stationary drilling

Space welding

Cold welding process according to cutting-edge bonding technology: Due to the "neutral zone" the entire diamond segment is used without waste.

SPACE WELDING

Wet and dry drilling with new technology:

- The innovative high-performance drill bit DURAMANT PRO and SPEED STAR DX is produced using cutting-edge welding technology
- Because of the neutral zone, the "Space welding" cold welding process guarantees the optimum use of the complete diamond segments without loss
- The service life is up to 20% higher compared to lasered and soldered drill bits

PRISMACUT

Four drill nodules on the diamond segment improve the drill behaviour and at the same time provides optimum water cooling.

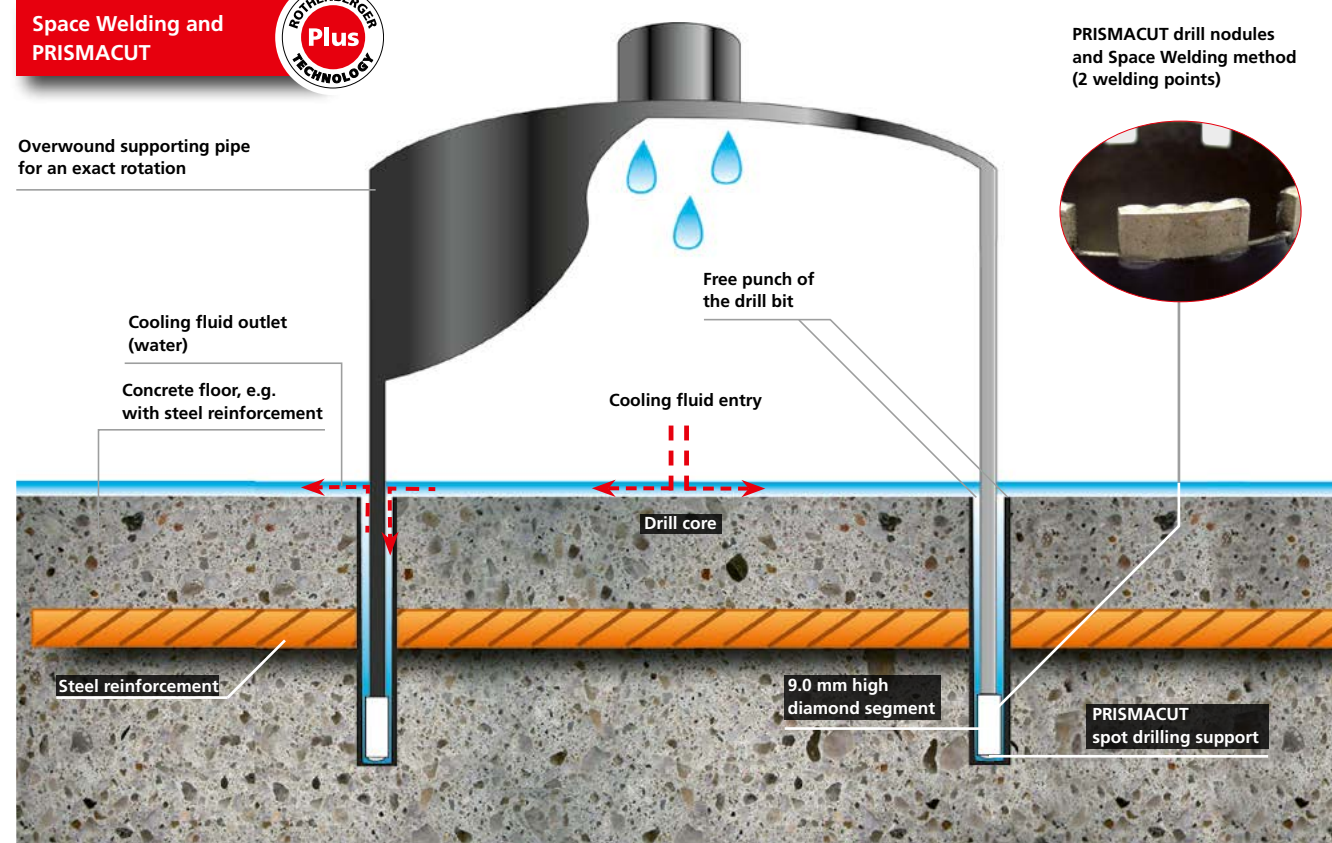
PRISMACUT

- The exceptional segment positioning offers optimum free punch size and an excellent cutting speed
- The "PRISMACUT" centre drill nodule is characterised by a better drill behaviour and preservation of the diamond segment
- PRISMACUT guarantees direct water cooling of the diamond segments
- 15% higher cutting speed with steel reinforcement

Space Welding and PRISMACUT



Overwound supporting pipe for an exact rotation



DX High Speed Plus universal drill bits

Space welding universal wet and dry drill bits for Ø 10 - 300 mm



DX-HIGH SPEED PLUS universal drill bits on page 47

SPEED STAR DX

Space welding wet and dry drill bits for different diameters in the range of 10 - 500 mm



SPEED STAR DX drill bits on page 48

RODIA diamond core drilling

Hand-operated & stationary drilling

RODIADRILL Ceramic

Hand-operated wet drilling, drill Ø 6 - 67 mm

Ideally suited for HVAC&R, plumbing professionals, tilers, stair builders, remodelling specialists as well as electricians. Everywhere where jolt-free operation is necessary and extremely hard materials need to be processed.



Product profile

APPLICATION AREA

Hand-operated wet drilling in: (reinforced) concrete Ø 6 - 35 mm, marble, granite, ceramic tiles, masonry, hollow brickwork and glass Ø 6 - 67 mm

KEY FEATURES

- For all common G 1/2" drill bits
- Fatigue-free operation with the lightweight
- Also drills through material combinations (for example tiles + masonry) without damaging material or surfaces and without cumbersome tool change
- "Aqua-stop button" with quantity adjustment
- Ideal for serial drilling with the external water supply
- Toolless exchange of the drill bits with the Quick change system
- Integrated 1 litre water tank for 4 - 6 drill holes

TECHNICAL DATA

2-speed transmission:	1. gear speed	2. gear speed
Nominal speed:	3,600 rpm	6,400 rpm
Drilling range in mm:	Ø 25 - 67	Ø 6 - 25
Voltage:	230 V	
Power input/output:	1,150 W / 800 W	
Charging rate:	3.6 A	
Maximum drilling depth:	400 mm (depending on material)	
Minimum distance to wall:	30 mm from drill hole center	
Minimum distance to corner:	30 mm from drill hole center	
Weight:	3.4 kg	

Integrated 1 litre water tank

Sufficient supply for 4 - 6 drill holes and can be rotated when working in confined spaces

Quick change system drill bit adaptor

Toolless quick change for G 1/2" drill bits

Connection for external water supply

Ideal solution for serial drillings

11-part set (No. FF40150) includes: drill motor RODIADRILL Ceramic (No. FF40150), 1 high speed plus drill bit each Ø 6 - 8 - 10 mm (No. FF44806, FF44808, FF44810), 3 x quick change adaptor (No. FF35751), spanners sizes 24 and 27 (No. FF70024, FF70027), hexagonal key (No. 321523), ROCASE 6414 (No. 1300003336), ROCASE inlay (No. 1300005582)

Model	kg	No.
RODIADRILL Ceramic set	3.4	FF40150

ACCESSORIES



Model	No.	Model	No.
Freehand drill support up to Ø 83 mm	FF35750	Water supply hose with "aqua-stop"	FF35302
Quick change adaptor	FF35751	HSP Nature stone drill bits	46
Pressurized water container 10 l	FF35028	Water collection ring, stationary	FF35700
Special water supply hose	FF35301		

¹⁾ Complete terms and conditions at rothenberger.com/roservice
RO SERVICE+ only valid in participating countries

RODIA diamond core drilling

Hand-operated & stationary drilling

RODIACUT 150 / RODIADRILL 160

RODIACUT 150 drill stand with combination drill mounting plate and RODIADRILL 160 drill motor for drilling Ø 10 - 132 mm (Ø 162 mm) in reinforced concrete

Product profile

APPLICATION AREA

RODIADRILL 160:

Stationary wet drilling in (reinforced) concrete: Ø 10 - 132 mm
Hand-operated wet drilling in (reinforced) concrete: Ø 10 - 82 mm
Hand-operated dry drilling in masonry: Ø 10 - 162 mm

TECHNICAL DATA (DRILL STAND)

RODIACUT 150:

Drilling range: Without water collection ring max. Ø 152 mm
With water collection ring max. Ø 132 mm

Drill motor adaptor:

Ø 60 mm
L x W x H: 280 x 440 x 810 mm
Hub: 480 mm
Weight: 9.7 kg

3 applications with just one unit



RODIACUT 150 / RODIADRILL 200

RODIACUT 150 drill stand with combination drill mounting plate and RODIADRILL 200 drill motor for drilling Ø 10 - 152 mm (Ø 250 mm) in reinforced concrete

Product profile

APPLICATION AREA

RODIADRILL 200:

Stationary wet drilling in (reinforced) concrete: Ø 10 - 132 mm
Hand-operated wet drilling in (reinforced) concrete: Ø 10 - 82 mm
Hand-operated dry drilling in masonry: Ø 10 - 162 mm

3 applications with just one unit



RODIA diamond core drilling

Hand-operated & stationary drilling

RODIADRILL 160

Drill motor



TECHNICAL DATA (DRILL MOTOR)

Drill motor: RODIADRILL 160
Threaded adaptor: G 1/2" and 1.1/4" UNC
Power input / output: 2,000 W / 1,400 W
2-speed-transmission: 1. gear 2. gear
Nominal speed: 500 rpm 1,050 rpm
Torque: 55 Nm 27 Nm
Clamping neck: Ø 60 mm

RODIADRILL 200

Drill motor



TECHNICAL DATA (DRILL MOTOR)

Drill motor: RODIADRILL 200
Threaded adaptor: G 1/2" and 1.1/4" UNC
Power input / output: 2,700 W / 2,400 W
3-speed transmission: 1. gear 2. gear 3. gear
Nominal speed: 600 rpm 1,250 rpm 3,200 rpm
Torque: 71 Nm 34 Nm 17 Nm
Clamping neck: Ø 60 mm



Set (No. FF34150) includes: drill stand RODIACUT 150 (No. FF30150), drill motor RODIADRILL 160 (No. FF40165), tool bag (No. FF70001), allen key SW19 DIN895 (No. FF70019N), allen key SW24 DIN894 (No. FF70024), allen key SW36 DIN894 (No. FF70036), allen key SW41 DIN894 (No. FF70041), concrete fixing set (No. FF35120), water supply hose + adaptor for Gardena coupling (No. FF35302), hammer drill SDS Plus 15x160mm (No. 111429), copper ring 1.1/4" (No. FF35190), instruction manual drill stand RODIACUT 150-250 (No. 1300002467), instruction manual RODIADRILL 160+200 (No. 1300002468), earplugs SaveRave (No. 4100000439), rubberized gloves (No. 4100000443), safety goggle HC/AF (No. 4100000441)

Set (No. FF34160) includes: drill stand RODIACUT 150 (No. FF30150), drill motor RODIADRILL 200 (No. FF40220), tool bag (No. FF70001), allen key SW19 DIN895 (No. FF70019N), allen key SW24 DIN894 (No. FF70024), allen key SW36 DIN894 (No. FF70036), allen key SW41 DIN894 (No. FF70041), concrete fixing set (No. FF35120), water supply hose + adaptor for Gardena coupling (No. FF35302), hammer drill SDS Plus 15x160mm (No. 111429), copper ring 1.1/4" (No. FF35190), instruction manual drill stand RODIACUT 150-250 (No. 1300002467), instruction manual RODIADRILL 160+200 (No. 1300002468), earplugs SaveRave (No. 4100000439), rubberized gloves (No. 4100000443), safety goggle HC/AF (No. 4100000441)

Model	kg	No.
Drill system RODIACUT 150/RODIADRILL 160	16.5	FF34150
Drill stand RODIACUT 150	9.7	FF30150
Drill motor RODIADRILL 160	6.8	FF40165
Drill system RODIACUT 150/RODIADRILL 200	16.9	FF34160
Drill motor RODIADRILL 200	7.2	FF40220

ACCESSORIES



Model	No.	Model	No.
RODIADRILL Ceramic	39 FF40150	RODIA DRY CLEANER 1600	51 FF35144
Pressurized water container 10 l	50 FF35028	Water collection ring, stationary (for No. FF30150)	50 FF35700
Vacuum pump RODIA-VAC	49 FF35200	Drill bits	46 - 48

RODIA diamond core drilling

Hand-operated & stationary drilling

RODIACUT 250 / RODIADRILL 200

RODIACUT 250 drill stand with combination drill mounting plate and RODIADRILL 200 drill motor for drilling Ø 10 - 200 mm (Ø 250 mm) in reinforced concrete

Product profile

APPLICATION AREA

RODIADRILL 200:

Stationary wet drilling in reinforced concrete: Ø 10 - 200 mm
 Stationary dry drilling in masonry: Ø 10 - 225 mm
 Hand-operated wet drilling in reinforced concrete: Ø 10 - 82 mm
 Hand-operated dry drilling in masonry: Ø 10 - 250 mm

TECHNICAL DATA (DRILL STAND)

RODIACUT 250:

Drilling range: Without water collection ring max. Ø 250 mm
 With water collection ring max. Ø 225 mm

Drill motor-adaptor: Clamping neck Ø 60 mm and quick change recording via dovetail plate

L x W x H: 260 x 510 x 980 mm

Hub: 650 mm

Weight: 19.7 kg

4 applications with just one unit



RODIACUT 250 / RODIADRILL 500

RODIACUT 250 drill stand with combination drill mounting plate and RODIADRILL 500 drill motor for drilling Ø 10 - 250 mm in reinforced concrete

Product profile

APPLICATION AREA

RODIADRILL 500:

Stationary dry drilling in reinforced concrete: Ø 32 - 250 mm
 Stationary dry drilling in masonry: Ø 32 - 250 mm

2 applications with just one unit



RODIA diamond core drilling

Hand-operated & stationary drilling

RODIADRILL 200

Drill motor



TECHNICAL DATA (DRILL MOTOR)

Drill motor: RODIADRILL 200
Threaded adaptor: G 1/2" and 1.1/4" UNC
Power input / output: 2,700 W / 2,400 W
3-speed transmission: 1. gear 2. gear 3. gear
Torque: 71 Nm 34 Nm 17 Nm
Clamping neck: Ø 60 mm

RODIADRILL 500

Drill motor



TECHNICAL DATA (DRILL MOTOR)

Drill motor: RODIADRILL 500
Threaded adaptor: G 1/2" and 1.1/4" UNC
Power input / output: 4,000 W / 3,000 W
3-speed transmission: 1. gear 2. gear 3. gear
Nominal speed: 215 rpm 430 rpm 785 rpm
Torque: 185 Nm 107 Nm 55 Nm
Drill motor adaptor: Quick-change recording via dovetail plate



Set (No. FF34200) includes: drill stand RODIACUT 250 (No. FF30250), drill motor RODIADRILL 200 (No. FF40220), tool bag (No. FF70001), allen key SW19 DIN895 (No. FF70019N), allen key SW24 DIN894 (No. FF70024), allen key SW36 DIN894 (No. FF70036), allen key SW41 DIN894 (No. FF70041), concrete fixing-set (No. FF35120), water supply hose + adaptor for Gardena coupling (No. FF35302), hammer drill SDS Plus 15x160mm (No. 111429), copper ring 1.1/4" (No. FF35190), instruction manual drill stand RODIACUT 150-250 (No. 1300002467), instruction manual RODIADRILL 160+200 (No. 1300002468), earplugs SaveRave (No. 4100000439), rubberized gloves (No. 4100000443), safety goggle HC/AF (No. 4100000441)

Set (No. FF34260) includes: drill stand RODIACUT 150 (No. FF30250), drill motor RODIADRILL 500 (No. FF40400), tool bag (No. FF70001), allen key SW19 DIN895 (No. FF70019N), allen key SW24 DIN894 (No. FF70024), allen key SW32 DIN894 (No. FF70032), allen key SW41 DIN894 (No. FF70041), concrete fixing-set (No. FF35120), water supply hose + adaptor for Gardena coupling (No. FF35302), hammer drill SDS Plus 15x160mm (No. 111429), copper ring 1.1/4" (No. FF35190), instruction manual drill stand RODIACUT 150-250 (No. 1300002467), instruction manual RODIADRILL 500 (No. 1300002469), earplugs SaveRave (No. 4100000439), rubberized gloves (No. 4100000443), safety goggle HC/AF (No. 4100000441)

Model	kg	No.
Drill system RODIACUT 250/RODIADRILL 200	21.7	FF34200
Drill stand RODIACUT 250	14.5	FF30250
Drill motor RODIADRILL 200	7.2	FF40220
Drill system RODIACUT 250/RODIADRILL 500	31.4	FF34260
Drill motor RODIADRILL 500	12.1	FF40400

ACCESSORIES



Model	No.	Model	No.
RODIADRILL Ceramic	39 FF40150	RODIA DRY CLEANER 1600	51 FF35144
Pressurized water container 10 l	50 FF35028	Water collection ring, stationary (for No. FF30150)	50 FF35700
Vacuum pump RODIA-VAC	49 FF35200	Drill bits	46 - 48

RODIA diamond core drilling

Stationary drilling

RODIACUT 400 PRO / RODIADRILL 500

RODIACUT 400 drill stand with dowel plate and RODIADRILL 500 for drilling Ø 32 - 400 (500)* mm in reinforced concrete



Product profile

APPLICATION AREA

2 applications in one unit:

Stationary wet drilling in (reinforced) concrete Ø 32 - 400* mm
Stationary dry drilling in masonry Ø 32 - 400* mm

KEY FEATURES

- Drill angle adjustments from -15° up to +45°, in 2.5° steps adjustable
- Exchangeable guide rail

TECHNICAL DATA (DRILL STAND)

Drilling range: W/o water collection ring: max. Ø 400 mm
Optional with distance plate max. Ø 500 mm
Weight: 28.4 kg
L x W x H: 460 x 260 x 1,100 mm
Hub: 680 mm



4x roll guides

Precise and low vibration operation, flexible use / module concept



Drill angle adjustments

Adjustable from -15° up to +45° in 2.5° steps

Rubber transport wheels

Quick and easy transport on the building site



*Distance plate optional (No. FF35136)

To enlarge the drill hole diameter from Ø 400 to 500 mm with RODIACUT 400 PRO



RODIA diamond core drilling

Stationary drilling



RODIADRILL 500

Drill motor




TECHNICAL DATA (DRILL MOTOR)

Drill motor: RODIADRILL 500
Threaded adaptor: G 1/2" and 1.1/4" UNC
Power input / output: 4,000 W / 3,000 W
3-speed transmission: 1. gear 2. gear 3. gear
Nominal speed: 215 rpm 430 rpm 785 rpm
Torque: 185 Nm 107 Nm 55 Nm
Drill motor adaptor: Dovetail plate

Set (No. FF34500) includes: drill stand RODIACUT 400 PRO (No. FF30030), drill motor RODIADRILL 500 (No. FF40400), tool bag (No. FF70001), allen key SW19 DIN895 (No. FF70019N), allen key SW24 DIN894 (No. FF70024), allen key SW32 DIN894 (No. FF70032), allen key SW41 DIN894 (No. FF70041), concrete fixing-set (No. FF35120), water supply hose + adaptor for Gardena coupling (No. FF35302), hammer drill SDS Plus 15x160mm (No. 111429), copper ring 1.1/4" (No. FF35190), instruction manual RODIACUT 400 PRO (No. 1300002467), instruction manual RODIADRILL 500 (No. 1300002468), earplugs SaveRave (No. 4100000439), rubberized gloves (No. 4100000443), safety goggles HC/AF (No. 4100000441)

Model	kg	No.
Drill system RODIACUT 400 PRO / RODIADRILL 500	40.5	FF34500
Drill stand RODIACUT 400 PRO	28.4	FF30030
Drill motor RODIADRILL 500	12.1	FF40400

ACCESSORIES



Model	No.	Model	No.
Submersible water pump RODIAPUMP	50 FF35029	Drill bits	46 - 48
Pressurized water container 10 l	50 FF35028	Distance plate 60 mm	FF35136
RODIA DRY CLEANER 1600	51 FF35144	Copper rings 1.1/4"	49 FF35190
Mounting articles	49	Extensions	50

RODIA diamond core drilling

RODIA diamond-drill bits

High Speed Plus natural stone

Soldered diamond core wet cutting drill bit between Ø 6 - 67 mm for extremely hard materials

Product profile

APPLICATION AREA

Special wet drill bits for drilling in natural stone, granite, marble, (double) baked brick, masonry, (reinforced) concrete, glass or hollow brickwork from Ø 6 - 67 mm

Typical areas of application are HVAC&R, plumbing and electronic installations, old building renovations, laying tile, stairs and railing installation, air-conditioning technology, garden and landscaping

KEY FEATURES

- Extremely easy cuts, very long service life through 9 mm high segments
- Suitable for all ROTHENBERGER drilling machines
- Balanced rotation reduces wear
- Drilling even through material combinations possible

Suitable for all other drilling systems with G 1/2" and 1.1/4" UNC!



KEY FEATURES

- Drill holes on the seam or edge of material possible with the use of diamond rings
- Conventional G 1/2" threaded attachments

TECHNICAL DATA

G 1/2" adaptor		
Drill bits	Segment	Segment dimensions (L x W x H)
Ø 6 - 40 mm	Ring segments	Ring x (1.15 - 2.0) x 9 mm
Ø 45 - 67 mm*	4 - 6	24 x 2.5 x 8 mm
Effective length:		
	Ø 6.3 - 10 mm = 50 mm	
	Ø 12 - 67 mm = 120 mm	
	Special length of 300 mm available upon request	

*Single segment mounting from Ø 45 mm

9 mm high segments with high diamond concentration

Extremely easy cutting, very long service life in granite tiles



Threaded adaptor G 1/2"

Suitable for all other ROTHENBERGER drilling machines



Overwound drill bits

Balanced rotation reduces wear

Drilling of the hardest materials



Suitable for



Ø mm	kg	Adaptor G 1/2" No.	Ø mm	kg	Adaptor G 1/2" No.	Ø mm	kg	Adaptor G 1/2" No.	Ø mm	kg	Adaptor G 1/2" No.
6.3	0.17	FF44806	15	0.20	FF44815	24	0.22	FF44824	55*	0.65	FF44855
8.3	0.17	FF44808	16	0.20	FF44816	30	0.25	FF44830	60*	0.72	FF44860
10	0.17	FF44810	18	0.21	FF44818	35	0.30	FF44835	65*	0.76	FF44865
12	0.19	FF44812	20	0.22	FF44820	40	0.34	FF44840	67*	0.79	FF44867
14	0.20	FF44814	22	0.22	FF44822	50*	0.60	FF44850			

* with single segment mounting

RODIA diamond core drilling

RODIA diamond-drill bits

DX High Speed Plus universal drill bits

Space welding universal wet and dry drill bits Ø 20 - 300 mm

Space Welding and PRISMACUT



Product profile

APPLICATION AREA

Wet and dry drill bits for drilling in reinforced concrete, asphalt, masonry as well as lime sand brick for Ø 20 - 300 mm

Typical areas of application are HVAC&R and electronic installations, old building renovations, building industry, air-conditioning technology, garden and landscaping

KEY FEATURES

- Extremely easy cutting, safe cut in hand-operated use
- Faster cutting progress and extremely long service life
- Suitable for all other ROTHENBERGER drilling machines
- Balanced rotation reduces wear

Suitable for



Threaded adaptor G 1/2" and 1.1/4" UNC

Suitable for all other ROTHENBERGER drilling machines

We recommend the optional extraction rotor when using as a dry drill bit


Highest service life and universal application!

Space welding

Allows wet and dry use

Overwound drill bits

Balanced rotation reduces wear



Ø mm	kg	Adaptor G 1/2" No.	Ø mm	kg	Adaptor G 1/2" No.	Ø mm	kg	Adaptor 1.1/4" No.	Ø mm	kg	Adaptor 1.1/4" No.
20	0.5	FF44620	82	1.6	FF44680	30	0.7	FF44030	132	4.6	FF44130
30	0.6	FF44630	92	1.9	FF44690	40	1.2	FF44040	142	5.0	FF44140
40	0.7	FF44640	102	2.1	FF44700	52	1.6	FF44050	152	6.4	FF44150
52	0.9	FF44650	112	2.4	FF44710	62	1.9	FF44060	162	7.0	FF44160
62	1.2	FF44660	122	2.6	FF44720	72	2.3	FF44070	172	7.5	FF44170
72	1.4	FF44670	132	2.9	FF44730	82	2.6	FF44080	182	8.0	FF44180
						92	3.0	FF44090	200	9.0	FF44200
						102	3.4	FF44100	220	11.4	FF44220
						112	3.8	FF44110	250	13.6	FF44250
						122	4.2	FF44120	300	19.3	FF44300

Extremely easy cuts, safe cuts in hand operated use

Special segment mix

Quicker drilling progress and extremely long service life



RODIA diamond core drilling

RODIA diamond-drill bits

SPEED STAR DX

Space welding wet and dry drill bits between \varnothing 10 - 500 mm

Space welding and PRISMACUT



Product profile

APPLICATION AREA

Wet and dry drill bits for asphalt, masonry as well as natural and artificial stone between \varnothing 10 - 500 mm

Typical areas of application are HVAC&R, plumbing, old building renovations, building industry, air-conditioning technology, gardening and landscaping

KEY FEATURES

- Extremely easy cuts, safe cut in hand-operated use
- Balanced rotation reduces wear
- Suitable for all other ROTHENBERGER drilling machines
- Standard lengths 400 / 500 mm, special lengths available on request
- Conventional G 1/2" and 1.1/4" UNC threaded adaptors

TECHNICAL DATA

Drill bits	Segment	Segment dimensions (L x W x H)
\varnothing 10 - 38 mm	1	16 x 3.0 x 7.0 mm
\varnothing 40 - 48 mm	1 - 4	24 x 3.0 x 9.0 mm
\varnothing 50 - 55 mm	5 - 6	24 x 3.5 x 9.0 mm
\varnothing 56 - 72 mm	6 - 7	24 x 3.5 x 9.0 mm
\varnothing 75 - 102 mm	7 - 8	24 x 3.5 x 9.0 mm
\varnothing 107 - 142 mm	9 - 11	24 x 4.0 x 9.0 mm
\varnothing 142 - 182 mm	11 - 14	24 x 4.0 x 9.0 mm
\varnothing 182 - 250 mm	14 - 16	24 x 4.0 x 9.0 mm
\varnothing 300 - 500 mm	16 - 26	20 x 5.0 x 9.0 mm

Connection G 1/2": Effective length 400 mm
Connection 1.1/4" UNC: Effective length 430 mm

Suitable for



RD 160*

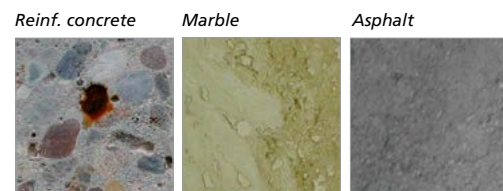
RD 200*



RD 500*

Special drill bits for asphalt, pavement as well as special lengths up to 1000 mm available upon request!

* We recommend the optional extraction rotor when used as a dry drill bit



Reinf. concrete

Marble

Asphalt

Extremely high diamond concentration
Faster drilling progress

PRISMACUT

For better drill behaviour



Overwound drill bits

Balanced rotation reduces wear

Threaded adaptor G 1/2" and 1.1/4" UNC

Suitable for all other ROTHENBERGER drilling machines

\varnothing mm	kg	Adaptor G 1/2" No.	\varnothing mm	kg	Adaptor G 1/2" No.	\varnothing mm	kg	Adaptor 1.1/4" No.	\varnothing mm	kg	Adaptor 1.1/4" No.
10	0.3	FF00610	62	1.2	FF00660	20	0.5	FF00020	112	3.8	FF00110
12	0.4	FF00612	66	1.3	FF00665	25	0.6	FF00025	122	4.2	FF00120
16	0.4	FF00616	72	1.4	FF00670	30	0.7	FF00030	125	4.3	FF00125
18	0.4	FF00618	76	1.5	FF00675	40	1.2	FF00040	132	4.6	FF00130
20	0.5	FF00620	82	1.6	FF00680	46	1.4	FF00045	142	5.0	FF00140
24	0.5	FF00624	92	1.9	FF00690	52	1.6	FF00050	152	6.4	FF00150
25	0.5	FF00625	95	2.0	FF00695	56	1.7	FF00055	162	7.0	FF00160
30	0.6	FF00630	102	2.1	FF00700	66	2.1	FF00065	200	9.0	FF00200
32	0.6	FF00632	108	2.3	FF00705	72	2.3	FF00070	250	13.6	FF00250
38	0.7	FF00638	112	2.4	FF00710	76	2.4	FF00075	280	17.6	FF00280
40	0.7	FF00640	122	2.6	FF00720	92	3.0	FF00090	300	19.3	FF00300
46	0.7	FF00645	127	2.8	FF00725	102	3.4	FF00100	350	23.6	FF00350
52	0.9	FF00650	132	2.9	FF00730	108	3.6	FF00105	500	39.1	FF00500
56	1.2	FF00655									

Suitable for all other drilling systems with G 1/2" and 1.1/4" UNC!

RODIA diamond core drilling

Accessories hand-operated & stationary drilling

Vacuum pump RODIA-VAC



This vacuum pump is suitable for all diamond core drilling units. An extraction tank prevents the vacuum plate from loosening quickly during a sudden power failure. Oil-free vacuum pump with pressure gauge.

1.1 kW motor power
85% Vacuum
200 l/min extraction volume

10 l extraction tank

Safety during a power failure

Drill stand can only be mounted with a combination of vacuum plate and vacuum set!



Vacuum-sets

No. FF35710
No. FF35740



Quick clamping column

Toolless and reliable bracing between floor and wall or wall and wall. Maximum operation range from 1.7 m up to 3.0 m with a load capacity up to 500 kg with sideways guidance.

No. FF35015



Model	kg	No.
Quick clamping column	9.0	FF35015
Vacuum pump RODIA-VAC 230 V	20.0	FF35200
Vacuum set for RC 150/170 PRO-C	1.1	FF35710
Spare foamed rubber for drill base RC 150 etc.	0.1	FF50007
Vacuum set for RC 250/270 PRO-C	1.1	FF35740
Spare foamed rubber for drill base RC 250 etc.	0.1	FF50008

Concrete / masonry fixing set

Set (No. FF35120) includes: knurled thread rod type G-B 160 mm, screw thread M 12/20 mm (No. FF35129), U-washer (No. FF70166), winged nut M 12 (No. FF55150), 25 x drive-in anchor M 12 (No. FF 35122) and drive-in iron (No. FF35128)

Set (No. FF35121) includes: knurled thread rod type G-M 280 mm, screw thread M 12/85 mm (No. FF35130), U-washer (No. FF70166), winged nut M 12 (No. FF55150), hexagonal nut M12 (No. FF70167), 5 x Rawl anchor M 12 (reusable) (No. FF35126) and drive-in iron (No. FF35128)




No. FF35120

No. FF35121

Special diamond drills for tiles and natural stone

For use when hammer drills can not do the job. Various material combinations, such as tiles on concrete, can be easily drilled without damage.

Special diamond drills
For tiles and natural stone



No. FF44815

No. FF44820

SDS-plus hammer drill



Model	kg	No.
Concrete fixing set	1.90	FF35120
Drive-in anchor concrete M12	0.04	FF35122
Threaded rod, B15 concrete set	0.20	FF35129
Threaded rod, B15 masonry	0.30	FF35130
SDS-plus hammer drill \varnothing 15 mm, wl. 160 mm	0.16	111429*
Wet drill bit \varnothing 15 mm, G1/2"	0.20	FF44815
Masonry fixing set	1.10	FF35121
Rawl anchor M 12	0.08	FF35126
Wet drill bit \varnothing 20 mm, G1/2"	0.22	FF44820
G 1/2" outer thread to 1.1/4" UNC outer thread	0.50	FF35080
1.1/4" UNC inner thread to G 1/2" inner thread	0.70	FF35095
Adaptor DD-BI to G 1/2" + 1.1/4"	0.50	FF35091
Adaptor DD-BU to G 1/2" + 1.1/4"	0.80	FF35092
Adaptor DD-BL/BS/BR to G 1/2" + 1.1/4"	0.80	FF35093
Threaded interface WÜRTH to 1.1/4"	0.60	FF35101
Copper ring 1.1/4"	0.05	FF35190

* Cordless rotary hammer p. 331

Thread interfaces

Between motor connection and drill bit



No. FF35095

No. FF35080

No. FF35091

Copper rings 1.1/4"

Levels out the unevenness between motor connection and drill bit. Easy loosening prevents drill bits from getting stuck on the driveshaft.




¹⁾ Complete terms and conditions at rothenberger.com/roservice
RO SERVICE+ only valid in participating countries

RODIA diamond core drilling

Accessories hand-operated & stationary drilling

Water supply

The sturdy 10 litre pressurized water container made of steel is perfectly suited for individual drilling. When drilling large diameters or series drillings, the fully submersible RODIAPUMP enables a mobile supply of water from buckets or other containers up to a delivery height of 5 meters using a 1" water hose.



Comfortable water connection

Quick connection with the GK adaptor and quick-plug coupling



Rust-free motor shaft

Prevents the quick jamming of the rotor

Fine filter

Prevents entry of foreign materials and protects the motor shaft

Model	kg	No.
Submersible water pump, 230 Volt	4.40	FF35029
Water supply hose with Aqua-Stop	0.20	FF35302

Model	kg	No.
Pressurized water container, 10 litre	5.50	FF35028
Water supply hose for RODIADRILL	0.20	FF35301

Water extraction systems

The dirty cooling water is extracted in connection with a wet and dry vacuum (FF35144)



Model	kg	No.
Water collection ring, stationary (up to Ø 132 mm)	1.2	FF35700
Spare rubber membrane (for FF35700)	0.3	FF55131
Water collection ring, stationary (up to Ø 200 mm)	2.5	FF35730
Spare rubber membrane (for FF35730)	0.6	FF55201

Extensions for drill bits

G 1/2" and 1.1/4" UNC

- Easy extension of the drilling depth
- High-quality and robust steel design



Nominal length in mm	kg	G 1/2" No.	kg	1.1/4" UNC No.
100	0.40	FF35040	1.00	FF35060
200	0.90	FF35045	2.00	FF35065
300	1.40	FF35050	3.00	FF35070
500	2.40	FF35055	5.10	FF35075

RODIA diamond core drilling

Extraction systems

Extraction rotor RODIADUST

Universal adaptor for wet drilling machines for dust-free dry drilling

Provides optimum extraction results in conjunction with RODIA DRY CLEANER (No. FF35144) and increases the drilling process, prevents jamming of drill bit and reduces segment wear.



Model	kg	No.
Extraction rotor (drill bit 1.1/4" UNC / motor G 1/2")	1.90	FF40056

RODIA DRY CLEANER 1600

Wet and dry extraction unit

Especially good performance when used with WALL CUT 6540, RODIADRILL 1800 DRY or other ROTHENBERGER extraction-friendly system products



Constant extraction power!
Automatic filter-cleaning function!



High cleaning efficiency

2 polyester-filter cassettes with 99.9% dust retention (max. 20 l), water retention of 15 litres

Separate automatic outlet

Adaptor for further electric tools

User comfort with a wide operating range

5 m long suction hose and 8 m long AC power cord



Fig. folded filter No. FF55374

Model	kg	No.
RODIA DRY CLEANER 1600	10.8	FF35144
Folded filter (2 pcs.) for wet suction	1.0	FF55374
Fleece filter (5 pcs.) for dry suction	0.3	FF55388





Bending

System overview	54 - 55
Manual	
Bender one-handed	56 - 58
Bending pliers	59 - 60
Tube bending springs CU	61
Internal bending springs MLP	61
Vice bender	62 - 63
Manual hydraulic	
Bender, manual hydraulic	64 - 65
Electro-hydraulic	
Bender, electro-hydraulic	66 - 67
Electro	
Bender, electro	68 - 70
Bending tables	71 - 73

Push bending



	TUBE BENDER	TUBE BENDER Maxi	TUBE BENDER Maxi MLP
Method:	Manual 90°	Manual 90°	Manual 90°
Working range: Copper	Ø 5 - 12 mm (1/4 - 1/2"), +Ø 1 mm, soft	Ø 12 - 22 mm (3/8 - 7/8") +Ø 1 mm, soft	-
Working range: Aluminium	Ø 5 - 12 mm (1/4 - 1/2"), +Ø 1 mm, soft	Ø 12 - 22 mm (3/8 - 7/8") +Ø 1 mm, soft	-
Working range: Precision steel	Ø 5 - 12 mm (1/4 - 1/2"), +Ø 1 mm, soft	Ø 12 - 22 mm (3/8 - 7/8") +Ø 1 mm, soft	-
Working range: Stainless steel	-	Ø 12 - 18 mm (3/8 - 5/8") +Ø 1 mm, soft	-
Working range: MLP	-	Ø 14 - 26 mm (5/8 - 7/8") +Ø 2 mm	Ø 14 - 32 mm +Ø 2 mm

Page **56** **57** **58**


Push bending



	ROBULL type E	ROBULL type ME
Method:	Manual hydraulic 90°	Electro-hydraulic 90°
Working range: Copper	-	-
Working range: Aluminium	-	-
Working range: Precision steel	Ø 3/8 - 2"	Ø 3/8 - 2"
Working range: Stainless steel	-	-
Working range: MLP	-	-

Page **64, 65** **66, 67**

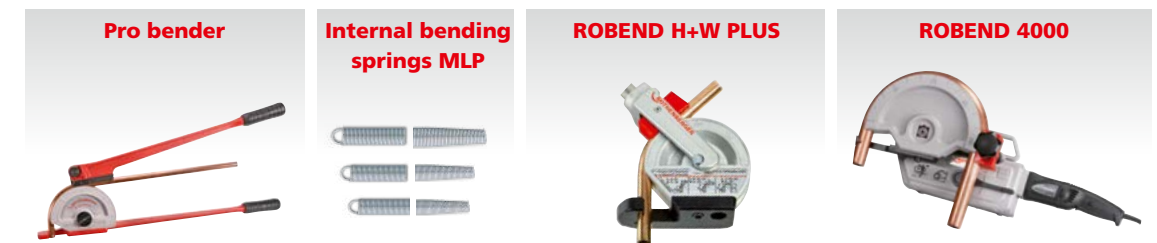
Pull bending



	Standard two handed bender	MULTIBEND	MINIBEND	Standard bender
Method:	Manual 90°	Manual 180°	Manual 180°	Manual 180°
Working range: Copper	Ø 12 - 22 mm +Ø 1 mm, semi-hard	Ø 10 - 18 mm (1/4 - 5/8") +Ø 1 mm, soft	Ø 6 - 10 mm (1/4 - 3/8") +Ø 1 mm, soft	Ø 6 - 18 mm (1/4 - 5/8") +Ø 1 mm, soft
Working range: Aluminium	-	Ø 10 - 18 mm (1/4 - 5/8") +Ø 1 mm, soft	Ø 6 - 10 mm (1/4 - 3/8") +Ø 1 mm, soft	Ø 6 - 18 mm (1/4 - 5/8") +Ø 1 mm, soft
Working range: Precision steel	-	Ø 10 - 18 mm (1/4 - 5/8") +Ø 1 mm, soft	Ø 6 - 10 mm (1/4 - 3/8") +Ø 1 mm, soft	Ø 6 - 18 mm (1/4 - 5/8") +Ø 1 mm, soft
Working range: Stainless steel	-	-	-	-
Working range: MLP	-	-	-	-

Page **59** **59** **60** **60**

Pull bending



	Pro bender	Internal bending springs MLP	ROBEND H+W PLUS	ROBEND 4000
Method:	Manual 180°	Manual 180°	Manual 180°	Electro 180°
Working range: Copper	Ø 10 - 16 mm (3/8 - 3/4") +Ø 1 mm, soft, semi-hard, hard	-	Ø 8 - 22 mm (5/16 - 7/8") +Ø 1 mm, soft, semi-hard, hard	Ø 12 - 35 mm (1/2 - 1.3/8") +Ø 1.6 mm, soft, semi-hard, hard
Working range: Aluminium	-	-	Ø 8 - 22 mm (5/16 - 7/8") +Ø 1 mm, soft	Ø 12 - 28 mm (1/2 - 1.1/8") +Ø 2.0 mm, soft, semi-hard, hard
Working range: Precision steel	-	-	Ø 10 - 22 mm (3/8 - 5/8") +Ø 1 mm, soft	Ø 12 - 28 mm (1/2 - 1.1/8") +Ø 2 mm, soft
Working range: Stainless steel	Ø 10 - 16 mm (3/8 - 3/4") +Ø 1 mm, soft, semi-hard, hard	-	Ø 8 - 22 mm (5/16 - 7/8") +Ø 1 mm	Ø 12 - 28 mm (1/2 - 1.1/8") +Ø 1.5 mm
Working range: MLP	-	Ø 6 - 20 mm	-	-

Page **59** **61** **62, 63** **68 - 70**

TUBE BENDER

For accurate one-handed bending up to 90°,
Ø 5 - 12 mm (1/4 - 1/2")



Product Profile

APPLICATION AREA

Suitable for pipes made of:


Copper (soft) and aluminium:	Ø 5 - 12 mm, 1/4 - 1/2"
Precision steel (soft):	Ø 5 - 12 mm, 1/4 - 1/2"

KEY FEATURES

- Accurate bending even in restricted spaces
- Production of U-bends, counter bends, swan-neck bends and connecting bends possible at all levels
- Quick and simple change of the bending formers
- Fast release and removal of the bending formers
- One-handed operation through the ergonomic design
- Fast and accurate bending



Various bends possible



TUBE BENDER (No. 24130)



Bending formers (No. 24048)



Back plates (No. 24049)



Bending segments



TUBE BENDER sets include: basic tool complete with bending segments, back plates, ROCASE 4212 incl. inlay (No. 1300003334 + No. 1300004003)

Model	kg	📦	No.
Basic set (basic tool, back plates, plastic case)	1.00	1	24010
TB set 5 - 6 - 8 - 10 mm	2.84	1	24131
TB set 6 - 8 - 10 - 12 mm	3.03	1	24132
TB set 8 - 10 - 12 mm	2.82	1	24133
TB set 1/4 - 5/16 - 3/8 - 1/2"	2.92	1	24134
Basic tool without bending segments	0.36	1	766004016
Support segment	0.05	1	24048
Back plate without support segment	0.14	1	24049

TUBE BENDER bending segments

Model	Size	g	No.
Bending segment	5 mm	190	24001
Bending segment	6 mm	210	R2403200
Bending segment	8 mm	250	R2403300
Bending segment	9 mm	360	R2403400
Bending segment	10 mm	390	R2403500
Bending segment	12 mm	390	24007
Bending segment	1/4"	210	R2403200
Bending segment	5/16"	250	R2403300
Bending segment	3/8"	270	24006
Bending segment	1/2"	380	24008

Previous bending segments and back plates including support segments from earlier models are compatible!

TUBE BENDER MAXI

For accurate one-handed bending up to 90°,
Ø 12 - 26 mm (3/8 - 7/8")



Product Profile

APPLICATION AREA


For the bending of pipes made of soft copper and aluminium, coated copper and precision steel pipes as well as multilayered composite pipes.

Suitable for pipe made of:

Copper (soft) and aluminium:	Ø 10 - 22 mm, 3/8 - 7/8"
Copper (coated):	Ø 10 - 18 mm, 3/8 - 5/8"
Precision steel (soft):	Ø 10 - 22 mm, 3/8 - 7/8"
Stainless steel (thin-walled, soft):	Ø 10 - 18 mm, 3/8 - 5/8"
MLP (Multilayer):	Ø 14 - 26 mm, 5/8 - 7/8"

KEY FEATURES

- Eliminates the cost for bending formers, storage and purchase
- Quick release and reset of the bending segments
- Bending segments are easily exchanged
- Optimum bending results



TUBE BENDER MAXI sets include: basic unit (No. 766100016), back plate support with segments (Cu set No. 23047, MLP set No. 23008), ROCASE 4414 incl. inlay (No. 1300003541 + No. 1300004708)

Model	kg	📦	No.
TB MAXI set 12 - 15 - 18 - 22 mm	3.5	1	023020X
TB MAXI set 12 - 14 - 16 - 18 - 22 mm	3.5	1	023021X
TB MAXI set 3/8 - 1/2 - 5/8 - 3/4 - 7/8"	3.3	1	023022X
TB MAXI set MLP 14 - 16 - 18 - 20 - 25 mm	3.3	1	023090X
TB MAXI set MLP 14 - 16 - 18 - 20 - 26 mm	3.3	1	023091X
Basic tool w/o back plate support	1.0	1	766100016
Back plate support w/o support segment	0.5	1	R2301500
Support segments MLP R/L 10 - 25 mm	0.5	2	23008
Support segments R/L 12 - 22 mm	0.1	2	23047

Previous bending segments and support segments from earlier models are compatible!

TUBE BENDER MAXI bending segments

Model	Size	max. mm	g	No.
Bending segment	10 mm	1.0	80	23001
Bending segment	12 mm	1.0	80	23002
Bending segment	14 mm	1.0	80	23003
Bending segment	15 mm	1.0	90	23004
Bending segment	16 mm	1.0	100	23005
Bending segment	18 mm	1.0	140	23006
Bending segment	22 mm	1.0	170	23007
Bending segment	3/8"	1.0	70	23010
Bending segment	1/2"	1.0	80	23011
Bending segment	5/8"	1.0	100	23012
Bending segment	3/4"	1.0	120	23013
Bending segment	7/8"	1.0	170	23014

TUBE BENDER MAXI MLP

One-handed bending tool for precision bending of multi-layered composite pipes (MLP), Ø 14 - 32 mm



Product profile

APPLICATION AREA

Universal bending tool. Increases safety by reducing the number of joints. Eliminates the costs for bending formers, storage and purchase.

KEY FEATURES

- Ideal in confined spaces
- Quick release and resetting of bending formers
- Bending formers easily changed
- Optimal bending results
- Reduction of pressure-loss in the unit due to the low cross-sectional constriction as compared to prefabricated form pieces

Adjustable bending frame

Production of U-bends, counter bends, swan-neck bends and connecting bends possible at all levels

Ratchet arm with bayonet coupling

Bending formers easily changed

Smooth running feed lever

Ideal for use in confined spaces and for one-handed operation

Plastic bending formers and support segments with increased conductivity

Optimum bending results

Release lever

Quick release and resetting of bending formers

Mechanical ratchet feed

Quick operation

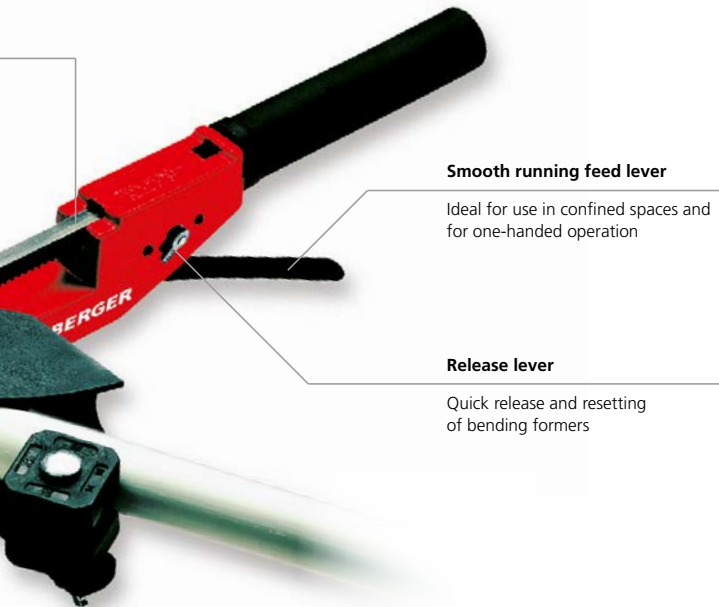


Fig. TUBE BENDER MAXI MLP

Body made of resistant die-cast steel

Sturdy and long-lasting

Universal field operation



Sets (No. 23065 / 23095) include: TUBE BENDER MAXI MLP (No. 23076), support brackets (No. 23080), bending segments in carrying case

Model	Description	No.
TUBE BENDER MAXI MLP	14 - 16 - 18 - 20 - 25 - 32 mm	23065
TUBE BENDER MAXI MLP	14 - 16 - 18 - 20 - 26 - 32 mm	23095

ACCESSORIES



Description	g	No.	Description	g	No.
Bending segment 14 x 2,0 mm	80	23003	Bending segment 26 x 2,0 mm	200	23053
Bending segment 16 x 2,0 mm	100	23005	Bending segment 32 x 2,0 mm	380	23051
Bending segment 18 x 2,0 mm	140	23050	Basic tool 32 w/o support brackets	1,280	23076
Bending segment 20 x 2,0 mm	150	23052	Support brackets with support segments R/L 23076	790	23080
Bending segment 25 x 2,0 mm	180	23009	Support segment MLP R/L 14 - 32 mm for 23076 (1 pc.)	200	23083

Pro bender

For Bending of pipes out of copper, stainless steel and carbon steel in the sizes 10 mm and 16 mm and 3/8" - 3/4"

KEY FEATURES

- Bending of pipes out of copper, stainless steel and carbon steel possible
- Long lasting due to forged cast iron body
- Comfortable working due to long levers and rubber handles
- Clamping surface for working with a vice



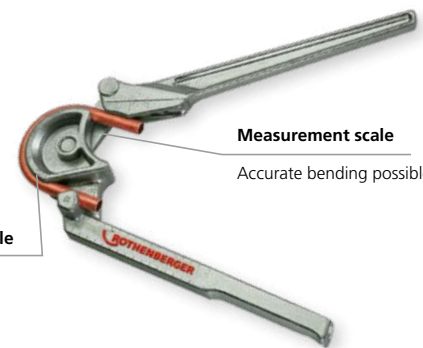
Size	max. mm	R Radius mm	L mm	kg	No.
3/8" / 10 mm	1.0	40	530	2.2	1000001431
1/2"	1.0	47	530	2.1	767050016
5/8" / 16 mm	1.0	76	770	4.0	1000000445
3/4"	1.0	76	770	3.9	767750016

MULTIBEND standard bender 180°

For accurate bending up to 180° of pipes made of soft copper, aluminium and precision steel Ø 10 - 18 mm

KEY FEATURES

- Bending radius display of 0 - 180° for accurate bending
- Clamp mechanism for better pipe hold allows the bending of shorter pipe pieces
- Light construction allows for fatigue-free hand operation



Knee bending possible

Practice bending

Size	max. mm	R Radius mm	kg	No.
10 mm	1.0	30	0.37	25401
12 mm	1.0	36	0.64	25402
14 mm	1.0	42	0.98	25403
15 mm	1.0	48	1.45	25404
16 mm	1.0	48	1.46	25405
18 mm	1.0	54	2.00	25406

Standard two handed bender 90°

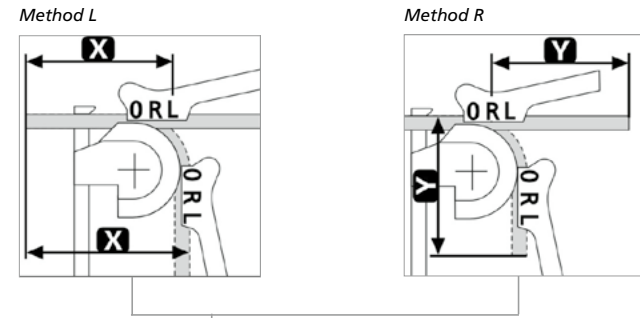
For accurate bending up to 90° for pipes made of semi-hard copper according to DIN EN 1057 Ø 12 x 1.0 - 22 x 1.0 mm

KEY FEATURES

- Universal bender for sanitary and heating installations refrigeration and air-conditioning systems
- Long handles allow for better leverage in the bending of semihard copper pipes
- Bending pliers with sliding carriage for millimetre-exact bending
- Accurate adjustments between the bending radius and handle length reduces effort required



Size	mm	R Radius mm	L mm	kg	No.
12 mm	1.0	43	460	1.4	462212
15 mm	1.0	60	600	2.3	462215
18 mm	1.0	74	860	3.2	462218
22 mm	1.0	87	900	4.3	462222



Accurate bending

Minimum size chart and bending radius display on measurement scale

MINIBEND

For accurate two handed bending up to 180° of pipes made of soft copper, brass, aluminium and precision steel Ø 6 - 10 mm (1/4 - 3/8")

KEY FEATURES

- Suitable for use in refrigeration and air-conditioning, oil supply, automotive, hydraulic and pneumatic industries

Method L: Determination of the length of L - Left:

O: Reference to bending scale (0-0) and/or start/end of the bending radius
L: Used to determine/indicate the final dimension desired from the left (pipe beginning) up to top edge of the pipe (Measure X)

Method R: Determination of the length of R - Right:

O: Reference to bending scale (0-0) and/or start/end of the bending radius
R: Used to determine/indicate the final dimension desired from the right (pipe beginning) up to top edge of the pipe (Measure Y)

Model	Size	g	No.
MINIBEND	6 - 8 - 10 mm	420	25150
MINIBEND	1/4 - 5/16 - 3/8"	420	25151

Standard bender 180°

For accurate bending up to 180° of pipes made of soft copper, aluminium and precision steel Ø 6 - 18 mm (1/4 - 5/8")

KEY FEATURES

- Bending angle measurement of 0 - 180° for accurate bending
- Clamp mechanism for better pipe hold allows the bending of shorter pipe pieces
- Light construction allows for fatigue-free hand operation

Size	R Radius mm	L mm	g	No.
6 mm	18	305	550	25130
10 mm	30	390	970	25132
12 mm	36	390	980	25133
14 mm	47	450	1,580	25134
15 mm	54	450	1,830	25135
16 mm	58	450	1,830	25136
18 mm	66	480	2,110	25137
1/4"	18	305	560	25140
5/16" / 8 mm	24	305	640	25131
1/2"	30	390	1,680	25142
5/8"	58	450	1,830	25136

Accurate bending

Minimum size chart and bending radius display on measurement scale



ACCESSORIES



Description	No.
Internal / external deburrer	31 150000236
Bending spray, 150 ml	61 25120

Copper tube bending springs

For free-handed bending of soft copper pipes Ø 8 - 16 mm (1/4 - 5/8")

KEY FEATURES

- Coiled cone for ideal handling even with longer pipes
- Tough and long lasting with the cadmium-plated spring steel
- Optimal spring form prevents buckling in bending radius area

Size	g	No.
8 mm	70	25181
10 mm	80	25182
12 mm	160	25183
15 mm	220	25185
16 mm	220	25186




Size	g	No.
5/16"	70	25181
1/2"	130	25190
5/8"	220	25186

MLP internal bending springs

For hand bending of aluminium multi-layer pipes (MLP) Ø 6 - 20 mm

KEY FEATURES

- Ideal operation even with longer pipes: Grip ring for retraction out of the pipe
- Entry taper for clean insertion in the pipe
- Sturdy and long lasting: NIROSTA spring steel
- Pipe will not buckle due to optimal spring form



Grip ring

for insertion into and retraction out of the pipe

Entry taper

for clean insertion in the pipe

Model	Bending spring	Pipe	g	No.
MLP-internal-bending spring	6.0 mm	12 mm	90	25441
MLP-internal-bending spring	8.0 mm	14 mm	120	25442
MLP-internal-bending spring	10.0 mm	16 mm	150	25443
MLP-internal-bending spring	12.0 mm	18 mm	180	25444
MLP-internal-bending spring	13.5 mm	20 mm	220	25445
MLP-internal-bending spring	19.0 mm	25/26 mm	380	25446

Bending spray

For bending copper and steel pipes

KEY FEATURES

- Combination of slide and bending oil
- Because of the special viscosity even copper and steel pipes are able to be bent easily

Model	Contents	No.
Bending spray, 150 ml	150 ml	25120



ACCESSORIES



Description	No.
Internal / external deburrer	31 150000236

ROBEND H+W PLUS

For accurate cold bending up to 180°, Ø 8 - 22 mm (5/16 - 7/8")



Product profile

APPLICATION AREA

For accurate bending up to 180° on pipes made of:

Copper (soft, semi-hard, hard thin-walled):	Ø 8 - 22 mm	5/16 - 7/8"
Copper (coated, also thin-walled):	Ø 10 - 18 mm	3/8 - 5/8"
Aluminium and brass:	Ø 8 - 22 mm	5/16 - 7/8"
Precision steel (also coated):	Ø 10 - 22 mm	3/8 - 5/8"
Seamless stainless steel:	Ø 8 - 22 mm	5/16 - 7/8"

KEY FEATURES

- Exact bending to the mm on continuous pipe
- Retains shape and remains stable
- Two-handed bending possible with the additional handle up to Ø 18 mm / 5/8"
- Eliminates the costs of purchase and storage of bending formers
- Easy bending through clamping on a vice
- Exact bending with the minimum size chart and bending radius display

ROLUB-Anti-Block-System

Less effort due to lower friction and optimum distribution of the bending spray

ROLUB-Anti-Block-System!

Optimum combination of ROLUB guide shoe and the bending former

Perfect bending results without friction marks

Minimum size chart and bending radius display

Accurate bending

Bending formers with base plate

Easy bending through clamping on a vice

Made from high-quality forged aluminium

Retains shape and remains stable

Thread for the attachment of the additional lever (accessories)

Free-hand bending possible

ROBEND H+W PLUS bender

Universal hand bender complete with bending former, fork with ROLUB guide shoe and handle. Universal application in sanitary and heating installations, refrigeration and air-conditioning systems and industrial systems.



ROBEND H+W PLUS bender

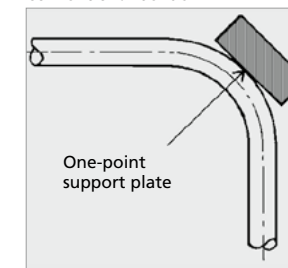
Size	max mm	R Radius mm	g	No.
8 mm	1	22	660	24508
10 mm	1	32	1,180	24510
12 mm	1	38	1,110	24512
14 mm	1	45	1,370	24514
15 mm	1	45	1,370	24515
16 mm	1	64	2,620	24516
18 mm	1	64	2,620	24518
22 mm	1	81	3,800	24522
5/16"	1	22	660	24508
1/2"	1	38	1,110	24552
5/8"	1	64	2,620	24516
3/4"	1	81	3,850	24519
7/8"	1	81	3,800	24522

ACCESSORIES (additional lever for two-handed bending)*

Lever (short) for bending formers Ø 8 mm / 3/8"	25075
Lever for bending formers Ø 10 - 15 mm	25076
Lever for bending formers bigger than Ø 15 mm	25078
Bending spray, 150 ml	25120
ROCASE 6414	130003542
Plastic inlay f. ROCASE 6414	1300004002

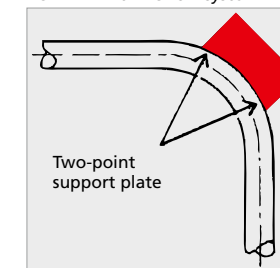
*Possible from 10 mm

Conventional bender



One-point support plate

ROBEND with ROLUB-system



Two-point support plate

Accurate bending



ROBEND H+W PLUS bending sets

Sets include: ROCASE 6414 for a maximum of 6 bending formers, 2 levers for vice bending and bending spray (No. 25120). Bender corresponds to the respective pipe dimensions.

ROBEND H+W PLUS bending sets

Model	Description	mm	kg	No.
ROBEND H+W PLUS	12 - 15 - 18 - 22 mm	1.0	16.5	24500
ROBEND H+W PLUS	10 - 12 - 14 - 16 mm	1.0	16.3	24501
ROBEND H+W PLUS	12 - 14 - 16 - 18 mm	1.0	13.6	24502
ROBEND H+W PLUS	15 - 18 - 22 mm	1.0	14.9	24505
ROBEND H+W PLUS	1/2 - 5/8 - 3/4"	1.0	13.6	24503
ROBEND H+W PLUS	1/2 - 5/8 - 7/8"	1.0	13.7	24504

ROLUB Anti-Block special guide shoe

Size	g	No.
8 mm	20	25308
10 mm	20	25310
12 mm	30	25312
14 mm	30	25314
15 mm	30	25315
16 mm	50	25316
18 mm	50	25318
22 mm	90	25322
5/16"	20	25308
1/2"	30	25313
5/8"	50	25316
3/4"	90	25319
7/8"	90	25322

ROLUB Anti-Block special guide shoe

Especially adapted to the ROBEND H+W PLUS bender the ROLUB guide shoe with two-point lubricating chamber system

Elastic honeycomb construction

Up to 42% less effort due to less friction



ROLUB special guide shoe made of high-quality polyamide

Perfect bending results without friction marks

Two-point lubricating chamber system

Ensures optimum distribution of lubrication

ROBULL type E

For precise, manual hydraulic cold bending up to 90°



Product profile

APPLICATION AREA

Broadly applicable, universal portable hydraulic bending system for plumbing, sanitary and heating installation on construction sites, for apparatus and boiler construction and for industrial use. Also suitable for aligning tubes.

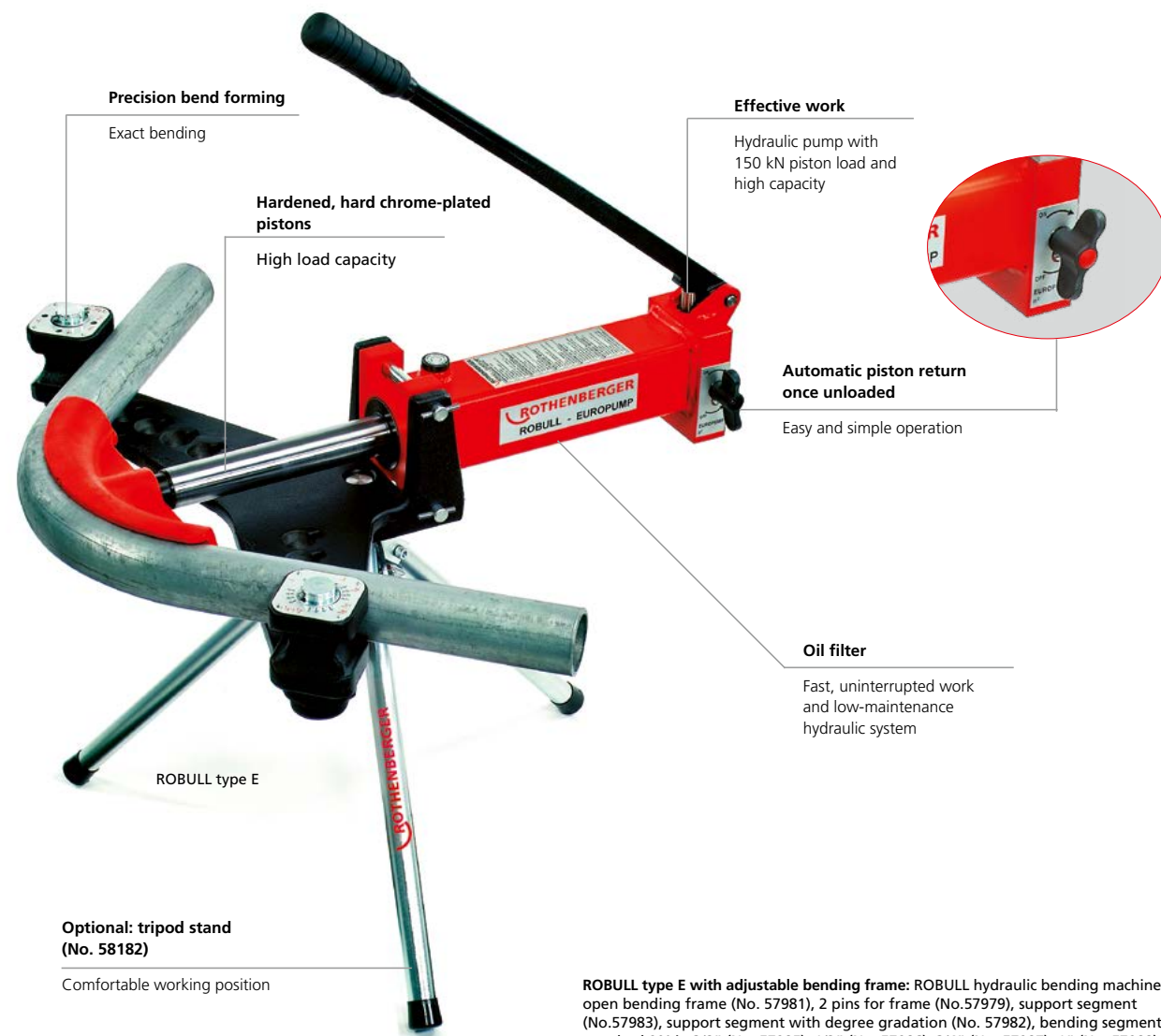
ROBULL type E:

For accurate bending up to 90° on pipes made of:

Carbon steel suitable for welding and thread-cutting: Ø 3/8 - 2"

KEY FEATURES

- Precise bending with the angle scale on the support brackets
- Reduces welded joints
- No pre-warming of pipe is required
- No bending forms needed
- Works quicker with the 150 kN piston strength
- Easy and simple operation
- Closed, low-maintenance hydraulic system with a mono-block design and with quick, automatic piston retraction
- Comfortable working position with the tripod stand (opt.)
- With foldable and adjustable bending frame



Precision bend forming

Exact bending

Hardened, hard chrome-plated pistons

High load capacity

Effective work

Hydraulic pump with 150 kN piston load and high capacity

Automatic piston return once unloaded

Easy and simple operation

Oil filter

Fast, uninterrupted work and low-maintenance hydraulic system

Optional: tripod stand (No. 58182)

Comfortable working position

ROBULL type E with adjustable bending frame: ROBULL hydraulic bending machine, open bending frame (No. 57981), 2 pins for frame (No.57979), support segment (No.57983), support segment with degree gradation (No. 57982), bending segment standard 90° in 3/8" (No. 57985), 1/2" (No. 57986), 3/4" (No. 57987), 1" (No. 57988), 1.1/4" (No. 57989), 1.1/2" (No. 57990), 2" (No. 57991), hydraulic oil 1 l (No. 58185), steel carrying case (No. 58206)

ROBULL type E with foldable bending frame: same scope of delivery as the ROBULL type E with adjustable bending frame but with foldable bending frame (No. 58002)

Model	Description	kg	✉	No.
ROBULL type E	without accessories	16.8	1	057950X
ROBULL type E	with adjustable bending frame and accessories (see above)	59.8	1	057966X
ROBULL type E	with foldable bending frame and accessories (see above)	72.6	1	057961X

ROBULL type E



ROBULL type E with foldable bending frame



Fig. similar

ROBULL type E bending segments

Small bending radius (red)

inch	mm	Wall thickness min. mm	R mm	kg	No.
3/8"	17.2	2.35	45	0.7	57985
1/2"	21.3	2.65	49	0.7	57986
3/4"	26.9	2.65	65	0.8	57987
1"	33.7	3.25	89	1.3	57988
1.1/4"	42.4	3.25	115	1.6	57989
1.1/2"	48.3	3.25	137	2.4	57990
2"	60.3	3.65	200	3.2	57991

ROBULL type E bending segments

Large bending radius (black)

inch	mm	Wall thickness min. mm	R mm	kg	No.
3/8"	17.2	2.35	56	0.8	58010
1/2"	21.3	2.35	85	0.9	58011
3/4"	26.9	2.65	115	1.2	58012
1"	33.7	2.65	145	2.1	58013
1.1/4"	42.4	3.25	180	3.5	58014
1.1/2"	48.3	3.25	214	4.3	58015
2"	60.3	3.65	245	5.6	58016

ACCESSORIES



Model	kg	No.	Model	kg	No.
Bending frame, adjustable	15.2	57981	Sup. seg. w/ degree gradation, foldable, E/ME 12.5	775504100	
Support segments f. ROBULL E / ME with degree gradation (1 piece)	2.6	775004000	Locking pin	0.3 57979	
Support segments f. ROBULL E / ME without degree gradation (1 piece)	2.6	57983	Hydraulic oil, 1 litre	1.0 58185	
			Tripod stand	3.0 58182	
			Steel case	10.0 996277400	

ROBULL type ME

For precise, power hydraulic cold bending up to 90°



Product profile

APPLICATION AREA

Various uses, mobile hydraulic bending machine for use on the building site in gas, sanitary and heating installations.

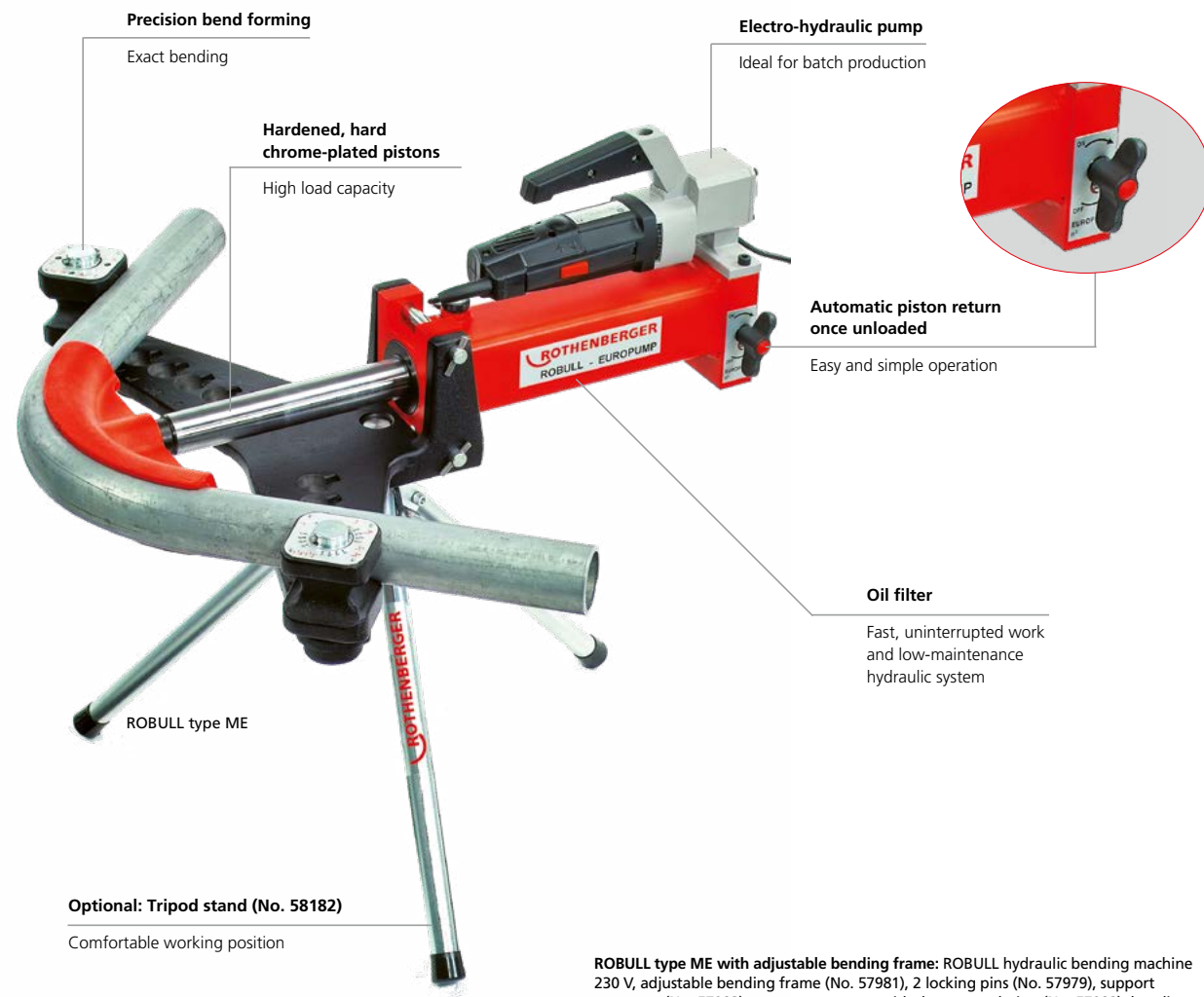
ROBULL type ME:

For accurate bending up to 90° on pipes made of:

Carbon steel suitable for welding and thread-cutting: Ø 3/8 - 2"

KEY FEATURES

- Precise bending with the angle scale on the support segments
- Reduces welding joints
- Pre-warming of the pipe no longer necessary
- No bending forms are necessary
- Effective use with the 150 kN piston strength
- Easy and simple operation
- Closed, low-maintenance hydraulic system with a mono-block design and with quick, automatic piston retraction
- Comfortable working position with the tripod stand (optional)
- With foldable and adjustable bending frame



ROBULL type ME with adjustable bending frame: ROBULL hydraulic bending machine 230 V, adjustable bending frame (No. 57981), 2 locking pins (No. 57979), support segments (No. 57983), support segments with degree gradation (No. 57982), bending segments standard 90° in 3/8" (No. 57985), 1/2" (No. 57986), 3/4" (No. 57987), 1" (No. 57988), 1.1/4" (No. 57989), 1.1/2" (No. 57990), 2" (No. 57991), hydraulic oil 1 l (No. 58185), steel carrying case (No. 58206)

ROBULL type ME with foldable bending frame: same scope of delivery as ROBULL type ME with adjustable bending frame but with foldable bending frame (No. 58002)

Model	Description	kg		No.
ROBULL type ME	without accessories	17.8	1	057969X
ROBULL type ME	with adjustable bending frame and accessories (see above)	59.8	1	057973X
ROBULL type ME	with foldable bending frame and accessories (see above)	72.6	1	057972X

ROBULL type ME



ROBULL type ME with foldable bending frame

Fig. similar

ROBULL type ME bending segments

Small bending radius (red)

inch	mm	Wall thickness min. mm	R mm	kg	No.
3/8"	17.2	2.35	45	0.7	57985
1/2"	21.3	2.65	49	0.7	57986
3/4"	26.9	2.65	65	0.8	57987
1"	33.7	3.25	89	1.3	57988
1.1/4"	42.4	3.25	115	1.6	57989
1.1/2"	48.3	3.25	137	2.4	57990
2"	60.3	3.65	200	3.2	57991

ROBULL type ME bending segments

Large bending radius (black)

inch	mm	Wall thickness min. mm	R mm	kg	No.
3/8"	17.2	2.35	56	0.8	58010
1/2"	21.3	2.35	85	0.9	58011
3/4"	26.9	2.65	115	1.2	58012
1"	33.7	2.65	145	2.1	58013
1.1/4"	42.4	3.25	180	3.5	58014
1.1/2"	48.3	3.25	214	4.3	58015
2"	60.3	3.65	245	5.6	58016

ACCESSORIES



Model	kg	No.	Model	kg	No.
Bending frame, adjustable	15.2	57981	Sup. seg. w/ degree gradation, foldable, E/ME 12.5	775504100	
Support segments f. ROBULL E / ME with degree gradation (1 piece)	2.6	775004000	Locking pin	0.3 57979	
Support segments f. ROBULL E / ME without degree gradation (1 piece)	2.6	57983	Hydraulic oil, 1 litre	1.0 58185	
			Tripod stand	3.0 58182	
			Steel case	10.0 996277400	

ROBEND 4000

Portable, sturdy and powerful. The successor of the proven ROBEND 3000, now with a higher bending capacity. Cold bending up to 180°, Ø 12 - 35 mm (1/2 - 1.3/8").



Product profile

APPLICATION AREA

Universal application in sanitary and heating installations, in pipeline construction, refrigeration and air-conditioning systems as well as industrial systems and batch production. Fewer joints means less potential for leaks. Safety implies less likelihood of injury.

Suitable for pipes made of:

Copper (hard, semi-hard and soft DIN EN 1057, 12735-1, 13348): Ø 12 - 35 mm, (1/2-1.3/8")

Copper and precision steel (coated): Ø 12 - 28 mm, (1/2-1.1/8")

Precision steel (soft DIN 2391 / 2393 / 2394): Ø 12 - 28 mm, (1/2-1.1/8")

Threaded steel (DIN 2440 / 2441): Ø 1/2", 3/4"

Seamless stainless steel (GW 541): Ø 12 - 28 mm, (1/2-1.1/8")

KEY FEATURES

- Quick return on investment through the savings from joints, soldering material and energy
- Universal application: U-bends, counter-bends, swan-neck bends and connecting bends possible at all levels
- Retains shape and remains stable: bending formers made of high-quality forged aluminium
- Top-quality, precise and simple to use
- Bending without deformation or ripples due to less friction
- Motor rating: 1,010 W



Forged aluminium former with bending radius scale

Easy to use

Pre-adjustment of the bending angle without tools

Fast and precise bending

ROLUB special guide shoe

Bending without deformation or ripples due to less friction

High-performance 1,010 W motor

Ideal for continuous operation

Automatic switch-off when preset bending angle is obtained

Fast batch production possible

Bending technology

Simplified work preparation, eliminates costs of purchase and storage of fittings

Bending of pipes made of various materials possible



Seven-fold drive



Comfortable carry handle



ROBEND 4000 with tripod stand




ROBEND 4000 sets

Sets include: basic 230 V unit (No. 1000001559), bending formers and guide shoes for respective pipe diameters, guide shoe axle (No. 25743), adaptor for tripod stand (No. 25748) in basic unit (tripod stand optional), carrying case



ROLUB-Anti-Block-System!



ROLUB special guide shoe made of high-quality polyamide

Perfect bending results without friction marks

Optional: Tripod stand



Fig. similar

Two-point lubricating chamber system

Ensures optimum distribution of lubrication

ROBEND bending segment



Forged aluminium former with bending radius display



Pre-adjustment of the bending angle without tools



Model	Description	Pipe type	kg	No.
ROBEND 4000 set	15 - 18 - 22 mm	Cu, Fe et al.	24.12	1000001554
ROBEND 4000 set	15 - 18 - 22 - 28 mm	Cu, Fe et al.	24.12	1000001550
ROBEND 4000 set	12 - 14 - 16 - 18 - 22 mm	Cu, Fe et al.	21.90	1000001551
ROBEND 4000 set	15 - 22 - 28 mm	Cu, Fe et al.	21.10	1000001545
ROBEND 4000 set	12 - 14 - 16 - 18 - 22 - 28 mm	Cu, Fe et al.	24.10	1000001552
ROBEND 4000 set	12 - 15 - 18 - 22 mm	Cu, Fe et al.	20.60	1000001548
ROBEND 4000 set	12 - 15 - 18 - 22 - 28 mm	Cu, Fe et al.	23.50	1000001549
ROBEND 4000 set	15 - 18 - 22 - 28 - 32 - 35 mm	Cu, Fe et al.	32.00	1000001567
ROBEND 4000 set	1/2 - 5/8 - 3/4 - 7/8"	Cu, Fe et al.	19.60	1000001553
ROBEND 4000 set	1/2 - 5/8 - 3/4 - 7/8 - 1.1/8 - 1.3/8"	Cu, Fe et al.	29.00	1000001565
ROBEND 4000 set	7/8 - 1.1/8 - 1.3/8"	Cu, Fe et al.	22.00	1000001566
ROBEND 4000 set	15 - 18 - 22 - 28 - 35 mm	Cu, Fe et al.	29.00	1000001738
ROBEND 4000 basic unit	in carrying case without bending segments	Cu, Fe et al.	14.50	1000001559

ACCESSORIES



Model	No.	Model	No.
Bending spray, 150 ml	25120	Pipe cutter	14 - 25
Guide shoe axle	25743	Internal / external deburrer	31
ROBEND carrying case, for 5 segments up to Ø 30 mm	995830200	Hard soldering torch (SUPER FIRE 4 with MAPP ²)	148-157
Tripod stand, foldable	25748	Brazing solder	177
ROBEND carrying case, for 32 mm (1.1/4") and 35 mm (1.3/8")	1000001564		

ROBEND 4000 bending sets can be found on page 70

ROBEND 3000/4000 bending formers

For bending pipes Ø 12 - 35 mm (1/2 - 1.3/8")



Fig. ROBEND 3000 / 4000 bending set with ROLUB special guide shoe

For copper pipe DIN EN 1057, 12735-1, 13348, aluminium pipe, precision steel pipe DIN 2391/93/94, stainless steel pipe and others

Size	Wall thickness mm	Bending radius mm	kg	No.
12 mm	1.0	42	0.48	25612
14 mm	1.0	49	0.48	25614
15 mm	1.0	52	0.53	25615
16 mm	1.0	56	0.60	25616
18 mm	1.0	72	1.17	25618
20 mm	1.0	80	1.42	25620
22 mm	1.2	88	1.42	25622
28 mm	2.0	112	2.90	25628
32 mm*	2.0	128	3.40	1000001561
35 mm*	2.0	140	3.60	1000001563

For imperial copper pipe DIN EN 1057, 12735-1, 13348 aluminium pipe, precision steel pipe DIN 2391/93/94, stainless steel pipe and others

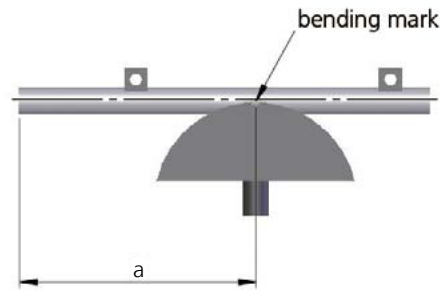
Size	Wall thickness mm	Bending radius mm	kg	No.
1/2"	1.2	45	0.53	25652
5/8"	1.2	56	0.60	762955300
3/4"	1.2	80	1.42	25619
7/8"	1.2	88	1.42	762955700
1"	1.5	112	2.90	25625
1.1/8"	1.6	112	2.90	25626
1.1/4"*	2.0	128	3.40	1000001561
1.3/8"*	2.0	140	3.60	1000001563

*Bending former sets (No. 1000001561 / No. 1000001563) are only compatible with ROBEND 4000. Only matching with optional plastic carrying case (No. 1000001564).

For steel pipe DIN 2440 and DIN 2441 (except 3/4")

Size	Wall thickness mm	Bending radius mm	kg	No.
1/2"	3.25	88	1.42	25684
3/4"	3.25	112	2.90	25685

Push bending



Symbols

- L₁, L₂ = Leg length
- a = Lay out length
- L = Total length of the pipe piece
- L_W = Distance / pipe end - wall
- A_W = Distance / pipe middle - wall
- L_M = Minimum length*
- L_R = Reserve length*

45°- arc



$L = L_1 + L_2$
 $a = L_1 - L_R$

90°- arc



$L = L_1 + L_2 - L_M$
 $a = L_1 - L_R$

Calculation examples TUBE BENDER MAXI

Specifications:

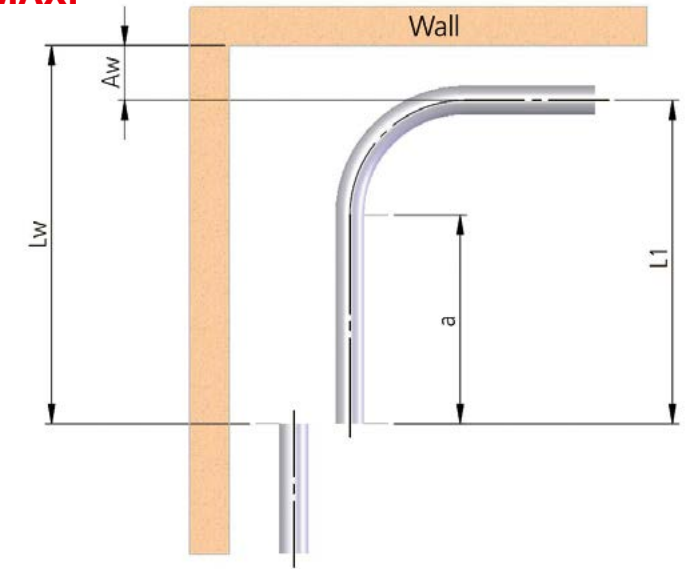
- Installation in corner areas
- L_W = 1,200 mm
- A_W = 30 mm
- Pipe-Ø 12 mm, 90°-arc

Sought after:

- Leg length L₁
- Applied size a

Solution:

Summary from the TUBE BENDER MAXI bending table



Leg length
Applied size

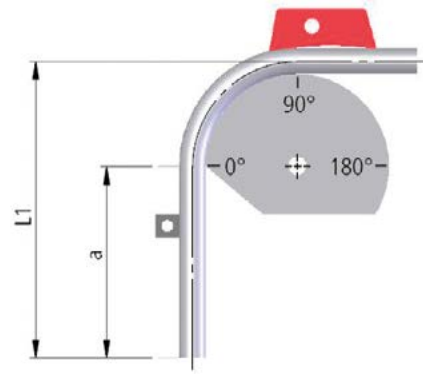
$L_1 = L_W - A_W = 1,200 - 30 = 1,170 \text{ mm}$
 $a = L_1 - L_R = 1,170 - 7.5 = 1,162.5 \text{ mm}; L_R \dots \text{ Tabular value}$

TUBE BENDER		at 45°		at 90°		at 180°	
for Ø mm / inch	Bending radius R (mm)	Reserve length L _R mm	Minimum length L _M mm	Reserve length L _R mm	Minimum length L _M mm	Reserve length L _R mm	Minimum length L _M mm
4.75/5	20.0	4.5	1.0	4.5	10.0	-	-
6	23.5	5.0	1.2	5.0	11.5	-	-
8	28.0	7.0	1.4	7.0	14.0	-	-
9	30.0	7.0	1.5	7.0	15.0	-	-
10	34.0	7.5	1.8	7.5	17.5	-	-
12	37.5	8.5	1.9	8.5	19.0	-	-
3/16"	20.0	4.5	1.0	4.5	10.0	-	-
1/4"	23.5	5.0	1.2	5.0	11.5	-	-
5/16"	28.0	7.0	1.4	7.0	14.0	-	-
3/8"	34.0	7.5	1.8	7.5	17.5	-	-
1/2"	37.5	8.5	1.9	8.5	19.0	-	-

TUBE BENDER MAXI		at 45°		at 90°		at 180°	
for Ø mm / inch	Bending radius R (mm)	Reserve length L _R mm	Minimum length L _M mm	Reserve length L _R mm	Minimum length L _M mm	Reserve length L _R mm	Minimum length L _M mm
12	35.0	0.8	10.0	7.5	35.0	-	-
14	42.5	0.9	12.5	9.0	42.5	-	-
15	48.5	1.1	14.0	10.5	48.5	-	-
16	49.0	1.1	14.5	10.5	49.0	-	-
18	74.0	1.7	22.0	16.0	74.0	-	-
22	87.0	1.9	25.5	18.5	87.0	-	-
3/8"	35.0	0.8	10.0	7.5	35.0	-	-
1/2"	35.0	0.8	10.0	7.5	35.0	-	-
5/8"	49.0	1.1	14.5	10.5	49.0	-	-
3/4"	74.0	1.7	22.0	16.0	74.0	-	-
7/8"	87.0	1.9	25.5	18.5	87.0	-	-

TUBE BENDER MAXI CT		at 45°		at 90°		at 180°	
Tube Ø / Ws mm	Bending radius R (mm)	Reserve length L _R mm	Minimum length L _M mm	Reserve length L _R mm	Minimum length L _M mm	Reserve length L _R mm	Minimum length L _M mm
10 x 0.6	42.5	0.8	12.5	9.0	42.5	-	-
12 x 0.6	49.0	1.1	14.5	10.5	49.0	-	-
15 x 0.7	74.0	1.7	22.0	16.0	74.0	-	-
18 x 0.7	87.0	1.9	25.5	18.5	87.0	-	-

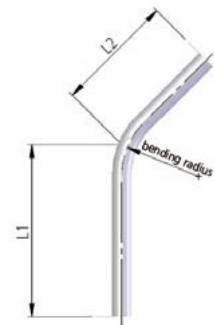
Pull bending



Symbols

- L_1, L_2 = Leg length
- a = Lay out length
- L = Total length of the pipe piece
- L_W = Distance / pipe end - wall
- A_W = Distance / pipe middle - wall
- L_M = Minimum length*
- L_R = Reserve length*

45°- arc



$$L = L_1 + L_2$$

$$a = L_1 - L^R$$

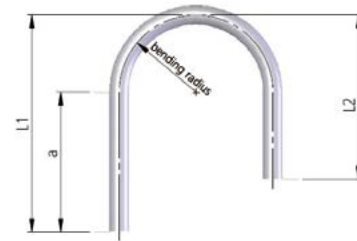
90°- arc



$$L = L_1 + L_2 - L_M$$

$$a = L_1 - L_R$$

180°- arc



$$L = L_1 + L_2 + L_M$$

$$a = L_1 - L_R$$

Calculation examples ROBEND 3000 / ROBEND 4000

Specifications:

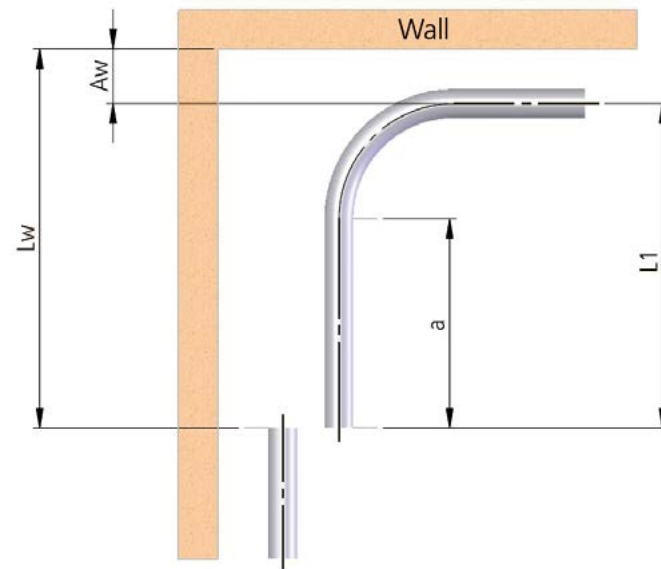
- Installation in corner areas
- $L_W = 1,200$ mm
- $A_W = 30$ mm
- Pipe-Ø 12 mm, 90°-arc

Sought after:

- Leg length L_1
- Applied size a

Solution:

Summary from the ROBEND 3000/4000 bending table



Leg length $L_1 = L_W - A_W = 1,200 - 30 = 1,170$ mm

Applied size $a = L_1 - L_R = 1,170 - 42 = 1,128$ mm; L_R ... Tabular value

ROBEND H+W Plus		at 45°		at 90°		at 180°	
Ø / Ws mm / Inch	Bending radius R (mm)	Reserve length L_R mm	Minimum length L_M mm	Reserve length L_R mm	Minimum length L_M mm	Reserve length L_R mm	Minimum length L_M mm
8	22	9	-	22	9.5	22	47
10	32	12	-	32	15.0	32	34
12	38	15	-	40	20.0	38	39
14	45	17	-	44	22.0	44	51
15	45	17	-	44	22.0	44	51
16	64	25	-	67	30.0	68	65
18	64	25	-	67	30.0	68	65
20	81	30	-	85	40.0	86	83
22	81	30	-	85	40.0	86	83
5/16"	22	9	-	22	9.5	22	47
3/8"	32	12	-	32	15.0	32	34
1/2"	38	15	-	40	20.0	38	39
5/8"	45	17	-	44	22.0	44	51
3/4"	64	25	-	67	30.0	68	65
7/8"	81	30	-	85	40.0	86	83

MINIBEND		at 45°		at 90°		at 180°	
Ø / Ws mm / Inch	Bending radius R (mm)	Reserve length L_R mm	Minimum length L_M mm	Reserve length L_R mm	Minimum length L_M mm	Reserve length L_R mm	Minimum length L_M mm
6	25.0	10.4	1.0	22.0	10.0	22.0	26.0
8	24.0	9.9	1.0	32.0	15.0	32.0	34.0
10	23.0	9.5	1.0	32.0	15.0	32.0	34.0
1/4"	25.0	10.4	1.0	22.0	10.0	22.0	26.0
5/16"	24.0	9.9	1.0	32.0	15.0	32.0	34.0
3/8"	23.0	9.5	1.0	32.0	15.0	32.0	34.0

Standard bender 180°		at 45°		at 90°		at 180°	
for Ø mm / Inch	Bending radius R (mm)	Reserve length L_R mm	Minimum length L_M mm	Reserve length L_R mm	Minimum length L_M mm	Reserve length L_R mm	Minimum length L_M mm
6	18.0	7.0	0.8	18.5	8.0	18.5	20.0
10	30.0	11.5	1.3	30.5	14.5	30.5	34.0
12	36.0	14.0	1.5	36.5	15.0	36.5	37.5
14	47.5	18.5	2.0	48.5	20.5	48.5	52.5
15	54.0	21.0	2.3	56.0	24.5	56.0	58.0
16	58.0	22.5	2.5	64.0	28.5	64.0	67.0
18	66.0	25.5	2.8	68.0	31.0	68.0	72.0
1/4"	18.0	7.0	0.8	18.5	8.0	18.5	20.0
5/16"	24.0	9.5	1.0	24.0	12.0	24.0	27.0
1/2"	42.0	16.5	1.8	49.5	22.5	49.5	53.0
5/8"	58.0	22.5	2.5	64.0	28.5	64.0	67.0

MULTIBEND		at 45°		at 90°		at 180°	
for Ø mm	Bending radius R (mm)	Reserve length L_R mm	Minimum length L_M mm	Reserve length L_R mm	Minimum length L_M mm	Reserve length L_R mm	Minimum length L_M mm
8	24.0	9.5	1.0	24.0	10.0	24.0	26.0
10	30.0	12.0	1.3	30.5	14.5	30.5	32.5
12	36.0	14.0	1.5	36.5	15.5	36.5	37.5
14	42.0	16.5	1.8	42.0	19.5	42.5	44.0
15	48.0	19.0	2.0	48.0	22.0	48.0	53.0
16	48.0	19.0	2.0	48.0	22.0	48.0	53.0
18	54.0	21.0	2.3	54.0	26.0	54.5	58.0

ROBEND 3000/4000			at 45°		at 90°		at 180°	
for Ø mm / Inch	Pipe	Bending radius R (mm)	Reserve length L_R mm	Minimum length L_M mm	Reserve length L_R mm	Minimum length L_M mm	Reserve length L_R mm	Minimum length L_M mm
12		42.0	16	-	42	24	42	68
14	wated	52.5	21	-	53	30	53	87
15		52.5	21	-	53	30	53	87
17	wated	72.0	28	-	72	41	72	107
18		72.0	28	-	72	41	72	107
20	wated	88.5	35	-	89	51	89	121
22		88.0	35	-	88	50	88	119
24	wated	112.0	43	-	110	62	110	144
28		112.0	44	-	112	64	112	148
30	wated	112.0	45	-	114	66	114	152
32 / 1.1/4"		128.0	52	-	140	70	135	140
35 / 1.3/8"		140.0	55	-	150	80	145	150
3/8"	steel	12.0	31	-	80	46	80	103
1/2"	copper	45.0	18	-	45	26	45	74
1/2"	steel	88.0	35	-	88	50	88	119
5/8"	copper	56.0	23	-	56	32	56	93
3/4"	steel	112.0	43	-	112	64	112	148
3/4"	copper	80.0	31	-	80	46	80	103
7/8"	copper	88.0	35	-	88	50	88	119
1"	copper	112.0	44	-	112	64	112	148
1.1/8"	copper	112.0	45	-	114	66	114	152

Expanding, extracting, flaring

System overview	76 - 77
Expanding, manual	78 - 82
Expanding, electro	83
Expanding, hydraulic	84 - 85
Accessories expanding	86
Expanding & extracting, manual	87
Extracting, manual	88 - 89
Accessories extracting, manual	90
Flaring	91 - 94
Torque wrench	95



Expander

ROLOCK expander power torque



Expander A0



Step expander A1



Operation mode:	Manual	Manual	Manual
Working range: Copper	Ø 8-42 mm (5/16-1.3/4") +Ø 1.6 mm, soft, semi-hard	Ø 22-67 mm (1-2.1/2") +Ø 2.5 mm, soft, semi-hard	Ø 35-108 mm (1.3/8-4.1/8") +Ø 2.5 mm, soft
Working range: Aluminium	Ø 8-28 mm (5/16-1.1/8") +Ø 1.6 mm, soft	Ø 22-67 mm (1-2.1/2") +Ø 2.5 mm, soft, semi-hard	Ø 35-108 mm (1.3/8-4.1/8") +Ø 2.5 mm, soft
Working range: Precision steel	Ø 8-28 mm (5/16-1.1/8") +Ø 1.6 mm, soft	Ø 22-54 mm (1-2.1/8") +Ø 1.5 mm, soft	–
Working range: Stainless steel	Ø 8-22 mm (5/16-7/8") +Ø 1 mm, soft	Ø 22-54 mm (1-2.1/8") +Ø 1.5 mm, soft	–

Page **78-79** **81** **83**

ROMAX expander AC ECO MAXI



H 600



Operation mode:	Electro-hydraulic	Hydraulic
Working range: Copper	Ø 35-108 mm (1.3/8-4.1/8") +Ø 2.5 mm, soft, semi-hard	Ø 8-110 mm (5/16-4.1/4") +Ø 3 mm, soft, semi-hard
Working range: Aluminium	Ø 35-108 mm (1.3/8-4.1/8") +Ø 2.5 mm, soft	Ø 8-110 mm (5/16-4.1/4") +Ø 3 mm, soft, semi-hard
Working range: Precision steel	–	Ø 8-110 mm (5/16-4.1/4") +Ø 3 mm, soft, semi-hard
Working range: Stainless steel	–	Ø 8-110 mm (5/16-4.1/4") +Ø 3 mm, soft, semi-hard

Page **83** **84**

Expander heads

Expander head ROLOCK



Expander head standard



Expander head type S



Flanged riveted expander head



Working range: Copper	Ø 8-42 mm (5/16-1.3/4") +Ø 1.6 mm, soft, semi-hard	Ø 8-42 mm (5/16-1.3/4") +Ø 1.6 mm, soft, semi-hard	Ø 22-67 mm (1-2.1/2") +Ø 2.5 mm, soft, semi-hard	Ø 15-38 mm +Ø 1.5 mm, soft, semi-hard
Working range: Aluminium	Ø 8-28 mm (5/16-1.1/8") +Ø 1.6 mm, soft	Ø 8-28 mm (5/16-1.1/8") +Ø 1.6 mm, soft	Ø 22-67 mm (1-2.1/2") +Ø 2.5 mm, soft	–
Working range: Precision steel	Ø 8-28 mm (5/16-1.1/8") +Ø 1.6 mm, soft	Ø 8-28 mm (5/16-1.1/8") +Ø 1.6 mm, soft	Ø 22-54 mm (1-2.1/8") +Ø 1.5 mm, soft	–
Working range: Stainless steel	Ø 8-22 mm (5/16-7/8") +Ø 1 mm, soft	Ø 8-22 mm (5/16-7/8") +Ø 1 mm, soft	Ø 22-54 mm (1-2.1/8") +Ø 1.5 mm, soft	–

Page **80** **80** **82** **82**

Expander head H2, type 2*



Expander head H2, type 3*



Step expander head



Working range: Copper	Ø 28-70 mm (1.1/8-2.3/4") +Ø 2.5 mm, soft, semi-hard	Ø 70-110 mm (2.3/4-4.1/4") +Ø 3 mm, soft, semi-hard	Ø 35-108 mm (1.3/8-4.1/8") +Ø 2.5 mm, soft, semi-hard
Working range: Aluminium	Ø 28-70 mm (1.1/8-2.3/4") +Ø 2.5 mm, soft, semi-hard	Ø 70-110 mm (2.3/4-4.1/4") +Ø 3 mm, soft, semi-hard	Ø 35-108 mm (1.3/8-4.1/8") +Ø 2.5 mm, soft
Working range: Precision steel	Ø 28-70 mm (1.1/8-2.3/4") +Ø 2.5 mm, soft, semi-hard	Ø 70-110 mm (2.3/4-4.1/4") +Ø 3 mm, soft, semi-hard	–
Working range: Stainless steel	Ø 28-70 mm (1.1/8-2.3/4") +Ø 2.5 mm, soft, semi-hard	Ø 70-110 mm (2.3/4-4.1/4") +Ø 3 mm, soft, semi-hard	–

Page **85** **85** **83**

ROLOCK expander power torque

For expanding, reducing and calibrating soft and semi-hard pipes Ø 8 - 42 mm (5/16 - 1.3/4") as well as producing tapers



Product profile

APPLICATION AREA

For efficient, fitting-free installation of pipes in sanitary heating, gas, refrigeration and air-conditioning systems

Suitable for pipes made of:


- Copper (soft and semi-hard):** Ø 8 - 42 mm, 5/16 - 1.3/4" max. wall thickness 1.6 mm
- Aluminium (soft):** Ø 8 - 28 mm, 5/16 - 1.1/8" max. wall thickness 1.6 mm
- Precision steel (soft):** Ø 8 - 28 mm, 5/16 - 1.1/8" max. wall thickness 1.6 mm
- Stainless steel (soft):** Ø 8 - 22 mm, 5/16 - 7/8" max. wall thickness 1.0 mm

KEY FEATURES

- Eliminates the cost of purchase and storage of fittings
- Converts deformed pipes into fittings; saves resources
- 50% reduction of labour, soldering materials, joints and energy
- Reliable pipe connection according to DVGW standards
- Tough, light and wear-resistant
- Toolless fine adjustment of the capillary gap
- **EPT-Technology – concealed bent lever**

Made in Germany!

The know-how from the pioneer of expanding technology and the leading manufacturer of expanding tools for over 50 years!



ROLOCK expander power torque	kg	No.
Expander tool (without expander heads) for expander heads up to 42 mm / 1.3/4"	1.0	12400

ROLOCK expander power torque sets

ROLOCK expander power torque sets include: expander heads, ROLOCK expander power torque (No. 12400), internal and external deburrer (No. 11006), inlay, carrying case



Fig. similar


ROLOCK expander power torque sets

Model	kg	No.
12 - 15 - 18 - 22 mm	2.9	12500
12 - 15 - 18 - 22 - 28 mm	3.3	12503
10 - 12 - 16 - 22 - 28 mm	3.3	12505
12 - 14 - 16 - 18 - 22 mm	3.3	12509
10 - 12 - 14 - 16 - 18 - 22 mm	3.6	12511
10 - 12 - 15 - 16 - 18 - 22 - 28 mm	3.6	12537
12 - 14 - 16 - 18 - 22 - 28 - 32 mm	3.7	12538
3/8 - 1/2 - 5/8 - 3/4 - 1"	3.3	12517
3/8 - 1/2 - 5/8 - 3/4 - 7/8 - 1.1/8"	3.6	12518
1/2 - 5/8 - 3/4 - 7/8"	2.9	12521
12 - 16 - 18 - 22 - 28 mm	3.2	12522
1/2 - 5/8 - 7/8 - 1.1/8"	3.0	12524
12 - 15 - 18 - 22 - 28 - 35 - 42 mm	4.2	12526
1/2 - 3/4 - 1"	2.9	12535
3/8 - 1/2 - 5/8 - 3/4 - 7/8 - 1 - 1.1/8"	3.7	12536
3/8 - 1/2 - 5/8 - 3/4 - 7/8 - 1.1/8 - 1.3/8"	4.5	12541

Custom-made products* ROCAM PE-X expander power torque

For expanding and calibrating PE-X and aluminium multi-layered composite pipe (MLP) up to Ø 42 mm or 1.3/4" as well as producing tapers

Expander heads coordinates with the following systems: ROTEX, SCHELL, TECE / TECEflex, Vulkan-Lokring among others



For efficient, fitting-free installation of pipes



ACCESSORIES



Description	No.	Description	No.
Expander heads for ROLOCK expander power torque	80	Expander adaptor type S	85
Expander heads type S / riveted expander heads	82	Brazing solder	177 - 179
Pipe cutter	14 - 25	High-performance torch (SUPER FIRE 4 with MAPP ¹⁾ gas)	150 - 151
Internal / external deburrer	31		

* Availability, delivery time and price of custom products for other pipe diameters available on request.
¹⁾ MAPP is a registered trademark of the MESSER Group GmbH, Bad Soden

Expanding, extracting, flaring

Expanding, manual

Expander head ROLOCK and standard

For producing standard precision flares Ø 8 - 42 mm (5/16 - 1.3/4") according to DVGW standards as well as the specifications for the Gas de France

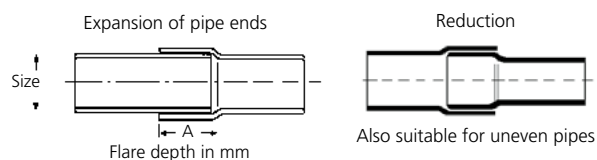
Product profile

KEY FEATURES

- 50% reduction in labour, soldering materials and soldered joints
- Depth of the flare is consistent with DVGW standards
- Compulsory guidance guarantees a perfect centred position and uniform capillary gap
- Robust and long lasting with the hardened segments

Made in Germany!

The know-how from the pioneer of expanding technology and the leading manufacturer of expanding tools for over 50 years!



Specially hardened segments

Robust and long lasting

Step at the end of the segments

Enables recalibration of irregular pipes and fittings

6 rivets and guide channels

Compulsory guidance guarantees a perfect centred position and uniform capillary gap

Extra long segments

Depth of the flare is consistent with DVGW standards

Expander head ROLOCK

Twist & lock system for quick and easy change between nominal diameters



Expander head standard

Standard screwable expander head, still compatible with the ROLOCK Expander



mm	max. wall thickness mm (soft)				A mm	ROLOCK No.	Standard No.
	Cu	Al	Fe	Inox			
8	1.0	1.0	1.0	1.0	6.0	120 12408	11008
10	1.0	1.0	1.0	1.0	10.0	120 12410	11010
12	1.2	1.2	1.2	1.0	12.6	120 12412	11012
14	1.2	1.2	1.2	1.0	12.6	120 12414	11014
15	1.2	1.2	1.2	1.0	15.5	120 12415	11015
16	1.2	1.2	1.2	1.0	15.5	120 12416	11016
18	1.2	1.2	1.2	1.0	17.5	120 12418	11018
20	1.2	1.2	1.2	1.0	17.5	140 12420	11020
22	1.2	1.5	1.5	1.0	20.5	140 12422	11022
28	1.5	1.5	1.5	-	18.5	390 12428	11028
32	1.5	-	-	-	19.5	410 12432	11032
35	1.6	-	-	-	19.5	430 12435	11035
38	1.6	-	-	-	19.5	450 12438	11038
40	1.5	-	-	-	19.5	470 12440	11040
42	1.5	-	-	-	19.5	470 12442	11042

inch	max. wall thickness mm (soft)				A mm	ROLOCK No.	Standard No.
	Cu	Al	Fe	Inox			
5/16"	1.0	1.0	1.0	1.0	6.0	120 12408	11008
3/8"	1.0	1.0	1.0	1.0	7.4	120 12452	11052
1/2"	1.2	1.2	1.2	1.0	11.0	120 12453	11053
5/8"	1.2	1.2	1.2	1.0	14.0	120 12454	11054
3/4"	1.2	1.2	1.2	1.0	18.1	120 12455	11055
7/8"	1.2	1.2	1.2	1.0	18.0	140 12456	11056
1"	1.5	1.5	1.5	-	15.8	150 12457	11057
1.1/8"	1.6	1.6	1.6	-	17.0	390 12458	11058
1.1/4"	1.6	-	-	-	17.0	410 12459	11059
1.3/8"	1.6	-	-	-	17.0	430 12435	11035
1.1/2"	1.6	-	-	-	17.0	450 12438	11038
1.5/8"	1.6	-	-	-	17.5	470 12462	11062
1.3/4"	1.6	-	-	-	17.5	500 12463	11063

Availability, delivery time and price of custom products for other pipe diameters available upon request.

Suitable for ROTHENBERGER ROLOCK expander power torque

Description		Description	
ROLOCK expander power torque	78	ROCASE 4414 red, without inlay	339
ROLOCK COMBI KIT expander / tee-extractor	87		

Expanding, extracting, flaring

Expanding, manual

Expander A0

For expanding, reducing and calibrating thick walled pipes Ø 22 - 67 mm (1 - 2.1/2") as well as the production of tapers

Product profile

APPLICATION AREA


- Suitable for pipes made of:
- Copper and aluminium: (soft, semi-hard)** Ø 22 - 67 mm, 1 - 2.1/2" max. wall thickness 2.5 mm
 - Precision steel (soft) and stainless steel per DVGW-GW541** Ø 22 - 54 mm, 1 - 2.1/8" max. wall thickness 1.5 mm

Functional elements:

Expander A0 with a tightly guided and reinforced, long expander head, matches to the expander head type S!

KEY FEATURES

- For efficient, fitting-free installation of pipes in sanitary heating, gas, refrigeration and air-conditioning systems
- Application and savings advantages similar to ROLOCK expander power torque
 - Precise and exact flaring
 - Full bearing of the expander head segments allows heavy loads
 - Continuous adjustment of the socket size and capillary gap
 - Optimized action principle with long handles



Strong pin guide
Full bearing of the expander head segments allow heavy loads

Fine adjustment can be locked
Continuous adjustment of the socket size and capillary gap

Long handles
Optimized action principle

Reinforced expander head casing
Precise and exact flaring

Expander A0 set (No. 11400) includes: expander head type S, special ratchet (No. 27181)

Expander A0 basic unit (No. 11004) includes: square drive mechanism 3/4" with handle, without expander head and ratchet

Model	Size	kg	No.
Expander A0 set	35 - 42 - 54 - 64 mm	8.12	11400
Expander A0 basic unit		1.97	11004




Fig. similar

Expanding, extracting, flaring

Expanding, manual

Expander head type S

For the precise expansion of normal and thick walled pipes Ø 22 - 67 mm (1 - 2.1/2") and 2.5 mm wall thickness



Accurate guidance of the segments through the reinforced expander head casing

mm	max. wall thickness mm				A-size mm	g	No.
	Cu	Al	Fe	Inox			
22	2.0	2.0	1.5	1.5	18.5	350	11323
25	2.0	2.0	1.5	1.5	18.5	350	11325
28	2.0	2.0	1.5	1.5	19.5	360	11328
32	2.0	2.0	1.5	1.5	19.5	380	11332
35	2.0	2.0	1.5	1.5	19.5	400	11335
36	2.0	2.0	1.5	1.5	19.5	400	11336
42	2.0	2.0	1.5	1.5	19.5	450	11342
54	2.5	2.5	1.5	1.5	19.5	570	11346
64	2.5	2.5	-	-	19.5	690	11348
67	2.5	2.5	-	-	19.5	730	11380

inch	max. wall thickness mm				A-size mm	g	No.
	Cu	Al	Fe	Inox			
1"	2.0	2.0	1.5	1.5	18.5	350	11376
1.1/8"	2.0	2.0	1.5	1.5	19.5	360	11358
1.1/4"	2.0	2.0	1.5	1.5	19.5	380	11332
1.3/8"	2.0	2.0	1.5	1.5	19.5	400	11335
1.5/8"	2.0	2.0	1.5	1.5	19.5	450	11362
2"	2.0	2.0	1.5	1.5	17.0	540	11364
2.1/8"	2.5	2.5	1.5	1.5	17.0	570	11346
2.1/2"	2.5	2.5	-	-	17.0	690	11348

Expander adaptor type S

To increase the application area of the ROCAM / ROLOCK expander power torque, ROMAX expander compact standard and expander pistol H1



Allows the use of the expander heads type S with copper pipe (soft) up to 67 mm and/or 2.1/2"

Model	max.	max. mm	g	No.
Adaptor type S, without expander head	67 mm and/or 2.1/2"	2.0	630	11007

Flanged riveted expander heads

For use with the ROCAM / ROLOCK expander power torque, ROMAX expander compact standard and expander pistol H1



Product profile					
APPLICATION AREA					
For producing exact hose connections, for example vibrating power units in					
<ul style="list-style-type: none"> Air-conditioning technology Auto manufacturing Industrial applications 					
mm	mm	Outer dia.-flange mm	Distance flange pipe end mm	g	No.
15	1.5	18	4	110	11955
18	1.5	21	4	110	11958
22	1.5	25	6	120	11962
28	1.5	31	6	370	11968
35	1.5	38	6	400	11975
38	1.5	41	6	430	11978

Expanding, extracting, flaring

Expanding, electro

Step expander A1

For expanding, reducing and calibrating thick walled pipes, Ø 35 - 108 mm (1.3/8 - 4.1/8") as well as the production of tapers




Fig. similar special ratchet (No. 27181)

Sets include: step expander with handle, without special ratchet

Size	kg	No.
42 - 54 - 64 - 76.1 - 88.9 - 108 mm	4.2	11086
35 - 42 - 54 - 64 - 76 - 108 mm	3.9	11087
35 - 42 - 54 - 67 - 80 - 104 mm	3.9	11089
1.3/8 - 1.5/8 - 2.1/8 - 2.5/8 - 3.1/8 - 4.1/8"	4.2	11078
1.1/4 - 4"	3.8	11093

Product profile

APPLICATION AREA

For efficient, fitting-free installation of pipes in sanitary, heating, gas, refrigeration and air-conditioning systems

Suitable for pipes made of:

Copper and aluminium: Ø 35 - 108 mm, 1.3/8 - 4.1/8" (soft) max. wall thickness 2.5 mm

KEY FEATURES

- Affordable alternative when laying larger pipe dimensions with a considerable saving of soldering materials
- Expand without changing tools with the 6 size step expander
- Full bearing of the expander head segments allows heavy loads
- Optimum adjustment of the socket size and capillary gap with the positive fine adjustment
- Optimised force transmission with the trapezoidal screw thread with self-lubricating bronze socket
- Compulsory guidance guarantees a perfect centred position and uniform capillary gap with 6 rivets and guiding ridge

ROMAX expander AC ECO MAXI

Electro-hydraulic expander with constant axial thrust, 230 Volt connection. For expanding and calibrating pipes up to Ø 108 mm (4.1/8") as well as producing reductions.



Product profile

APPLICATION AREA

Suitable for pipes made of:

Copper and aluminium: Ø 35 - 108 mm (1.3/8" - 4.1/8") max. wall thickness 2.5 mm

KEY FEATURES


- Optimally suited for batch production and large building sites
- Constant thrust with CFT
- User safety with the easy to reach emergency stop switch

KEY FEATURES

- Long service life and high functional safety
- The expansion / calibration takes place after pressing and holding the switch
- Large working radius with the 5 m long cable

TECHNICAL DATA

Weight: approx. 13.7 kg
Motor: 230 V / 50 Hz



CFT (Constant Force Technology)
For a constant axial thrust

¹⁾ Complete terms and conditions at rothenberger.com/roservice
²⁾ Availability, delivery time and price of custom products for other pipe diameters available on request.

Hydraulic expander system H 600

For expanding, reducing and calibrating normal and thick walled pipes in batch production as well as the production of tapers



Product profile

APPLICATION AREA

Suitable for normal and thick walled pipes made of:
Copper and aluminium: Ø 8 - 110 mm, 5/16 - 4.1/4" max. wall thickness 3.0 mm
Precision and stainless steel: Ø 8 - 110 mm, 5/16 - 4.1/4" max. wall thickness 3.0 mm

KEY FEATURES

- Individual modular design
- Industrial quality expansions
- Proper and efficient handling of material

TECHNICAL DATA

Rated power: 1.2 kW
Rated current: 2.1 A
Operating pressure: 80 - 600 bar
Max. operating pressure: 700 bar
Delivery capacity: 0.82 l / min
Safety category: IP 54
Actuation: 400 V / 1,200 W

On-off switch with control light

Allows set-up and auto-mode

Individual modular design

Connections for safety foot pedal, control wires for the expander pistol H1 and/or H2 and quick coupling for hydraulic hose

Continuous, accurate and adjustable operating power with set-up and auto-mode

Allows proper, efficient handling of material

Powerful 400 V / 1200 W drive

Quick expansion of large, thick-walled pipes

Suitable for all types of expander heads

Multi-functional

Fine adjustment of the tube socket size

Industrial quality expansions

Set (No. 13100) includes: Electro-hydraulic expander system H 600 complete with hydraulic unit H 600 (No. 13002), expander pistol H1 (No. 12001), control cable, hydraulic hose 2.5 m with circuit points, adjusting tool, tool rack (No. 13023), safety foot pedal and hydraulic oil 1 l (No. 58185), without expander heads

Set (No. 13002) includes: Electro-hydraulic unit H 600 with safety foot pedal, adjusting tool, tool rack (No. 13023) and hydraulic oil 1 l (No. 58185), without expander heads

Model	kg	No.
Hydraulic expander system H600	36.0	13100
Hydraulic unit H 600	33.1	13002
Safety foot pedal with 3 m cable	0.5	12013

Electro-hydraulic expander pistol H1

Product profile

APPLICATION AREA

Expander heads standard: Ø 8 - 42 mm, 5/16 - 1.3/4" max. wall thickness 1.6 mm
Expander heads type S: (with adaptor No. 11007) Ø 22 - 67 mm, 1 - 2.1/2" max. wall thickness 2.5 mm

Set includes: 2.5 m control cable (No. F88928), hydraulic hose (No. 12023), adjusting tool (No. 12017), hydraulic oil 1 l (No. 58185)

Description	kg	No.
Electro-hydraulic expander pistol H1	2.9	12001
Adaptor H1 / type S	0.6	11007
Adjusting tool for H1	0.9	12017

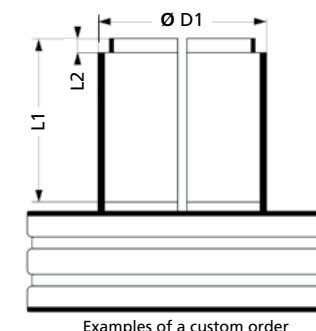
ACCESSORIES

Description	kg	No.
Expander head H2 / type 2, 28 - 70 mm	2.5	12078
Expander head H2 / type 3, 70 - 110 mm	3.0	12080
Adaptor H2 / type S	1.1	12097
Adjusting tool for H2	0.9	12018



Custom-made products* Riveted expander heads H2

Only one head necessary for every pipe diameter.
When ordering, please fill out form and state the applicable dimensions L1 / L2 / D1



Examples of a custom order

Expander adaptor type S

To increase the application area of the ROCAM expander power torque, expander pistol H1/H2, expander A0/A1 and ROMAX expander compact



Expander adaptor (No. 11007) for ROCAM expander power torque or expander pistol H1



Expander adaptor (No. 12097) for expander pistol H2

Allows the use of the expander heads type S with copper pipe (soft) up to 67 mm and/or 2.1/2"!

Model	max.	max. mm	kg	No.
Adaptor type S, without expander heads	67 mm and/or 2.1/2"	2.0	0.6	11007
Adaptor H2/type S	70 - 110 mm		1.1	12097

Expander head compatibility

	Expander head ROLOCK	Expander head standard	Expander head type S	Riveted expander head	Expander head PE-X	Expander head H2, type 2 and 3	Step expander head
ROLOCK expander power torque 	●	●	●	●	○	○	○
ROCAM expander power torque 	○	●	●	●	●	○	○
Expander A0 	○	○	●	○	○	○	○
Expander A1 	○	○	○	○	○	○	●
ROMAX expander compact 	○	●	● No. 15714 ● No. 15715	●	●	○	○
ROMAX expander AC ECO MAXI 	○	○	○	○	○	○	●
Expander pistol H1 	○	●	●	●	○	○	○
Expander pistol H2 	○	○	●	○	○	●	○

● Expander head can be used without adaptor

○ Expander head can not be used

Fig.: Can be used with the appropriate adaptor (pictured)

ROLOCK COMBI KIT expander / tee-extractor

Practical, compact and cost-saving set combinations with ROLOCK expander power torque and tee-extractors. For all common pipe dimensions Ø 12 - 28 mm (1/2 - 1.1/8")

Product profile

APPLICATION AREA

Suitable for pipes made of: **Copper, aluminium and steel (soft):** Ø 12 - 28 mm, 1/2 - 1.1/8"

KEY FEATURES

- Increases safety by reducing the number of connections
- Suitable for making branches even in confined spaces through the compact design

Made in Germany!

The know-how from the pioneer of expanding technology and the leading manufacturer of expanding tools for over 50 years!

KEY FEATURES


- Toolless fine adjustment of the capillary gap
- Reduces effort required and increases work space
- Up to 67% reduction of soldering materials and soldered joints
- Accurate drilling
- Saves resources by converting scrap pipes into fittings
- Reliable pipe connections to DVGW standards



EPT-Technology

Concealed bent lever

Largest possible expansion size and toolless adjustable capillary gap



Professional extractions

Up to 67% reduction of soldering materials and soldered joints

Long handles

Reduces effort required and increases work space

Utilisation of material

Saves resources by converting scrap pipes into fittings

UNIDRILL Automatic 28/42

Accurate drilling

No. 21583 / No. 21575

Scale and cam depth adjustment

Extractor cam pincer

Limits insertion depth for Ø 12 - 42 mm (1/2 - 1.5/8")

No. 22080



Fig. similar

ROLOCK COMBI KIT sets include: ROLOCK expander power torque (No. 12400), ROLOCK expander heads, tee-extractor, special ratchet (No. 27180), adaptor (No. 150002894), UNIDRILL Automatic 28 (No. 21583), extractor cam pincer (No. 22080), carrying case

Model	Description	kg		No.
ROLOCK COMBI KIT	12 - 15 - 18 - 22 mm	4.4	1	12601
ROLOCK COMBI KIT	12 - 14 - 16 - 18 mm	2.6	1	12602
ROLOCK COMBI KIT	1/2 - 5/8 - 7/8 - 1.1/8"	2.8	1	12604
ROLOCK COMBI KIT	1/2 - 3/4 - 1	2.5	1	12605

Tee-extractor sets

For efficient production of T-branches (extractions) for fitting-free pipe installations, Ø 10 - 42 mm (3/8 - 2.1/8")

Product profile

APPLICATION AREA

Suitable for pipes made of:

Copper (soft, semi-hard, hard): Ø 10 - 42 mm, 3/8 - 2.1/8" max. wall thickness 2.5 mm

Aluminium: Ø 10 - 42 mm, 3/8 - 2.1/8" max. wall thickness 2.5 mm

Precision steel: Ø 10 - 42 mm, 3/8 - 2.1/8" max. wall thickness 2.5 mm

Made in Germany!

The know-how from the pioneer of expanding technology and the leading manufacturer of expanding tools for over 50 years!



KEY FEATURES

- Eliminates the cost for T-pieces, purchase and storage of fittings
- Extractions even on installed pipes possible
- Accurate drilling
- Optimal positioning with the cam pincher depth adjustment

Scale and cam depth adjustment



Extractor cam pincher

Limits insertion depth for Ø 12 - 42 mm (1/2 - 1.5/8")



No. 27180

Optimum capillary gap

Professional extractions

UNIDRILL Automatic 28/42

Accurate drilling



No. 21583 / No. 21575

Limits the insertion depth

Optimal positioning

No pipe removal

Extractions even on installed pipes possible



Fig. similar

Tee-extractor sets include: tee-extractor according to chart, special ratchet (No. 27180), adaptor (No. 150002894), cam pincher (No. 22080) and special conical drill, UNIDRILL Automatic 42 (No. 21575), carrying case

Model	Description	kg	No.
Tee-extractor set 12 - 15 - 18 - 22 mm		3.4	22100
Tee-extractor set 12 - 15 - 22 - 28 mm		3.6	22101
Tee-extractor set 12 - 15 - 18 - 22 - 28 mm		3.9	22103
Tee-extractor set 10 - 12 - 15 - 18 - 22 mm		3.5	22102
Tee-extractor set 12 - 14 - 16 - 18 - 22 mm		3.6	22109
Tee-extractor set 10 - 12 - 14 - 16 - 18 - 22 mm		3.7	22111
Tee-extractor set 12 - 15 - 18 - 22 - 28 - 35 - 42 mm		5.5	22126
Tee-extractor set 15 - 22 - 28 mm		3.6	22127
Tee-extractor set 1/2 - 5/8 - 3/4 - 7/8"		3.4	22121
Tee-extractor set 1/2 - 5/8 - 7/8 - 1.1/8"		3.7	22124
Tee-extractor set 1/2 - 3/4 - 1"		3.3	22135

Tee-extractor

Tee-extractor with double V-block for accurate 90° branches, Ø 10 - 54 mm (3/8 - 2.1/8")

Product profile

KEY FEATURES

- Uniform and proper material extraction without scratches or burrs
- Burr-free operation with the specially polished extractor hooks
- Easy insertion into the drilled hole with the special trapezoidal screw thread
- Accurate and firm positioning for exact 90° branches

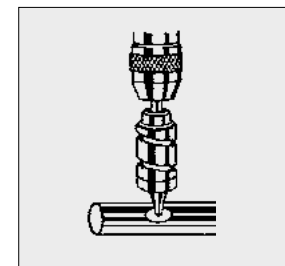
mm / inch	mm	Drill Ø mm	mm	g	No.
10	1.0	6	11	130	22010
12	1.0	7	11	150	22012
14	1.0	8	11	160	22014
15	1.0	8	11	160	22015
16	1.0	8	11	220	22016
18	2.0	10	11	220	22018
28	2.5	15	11	470	22028
35	2.5	22	11	700	22035
38	2.5	22	11	700	22038
42	2.5	26	11	890	22042
54	2.5	30	19	1,380	22054
3/8"	1.0	6	11	110	22060
1/2"	1.0	7	11	140	22061
5/8"	1.0	8	11	220	22016
3/4"	2.0	10	11	220	22062
7/8"	2.0	12	11	350	22063

hexagon square

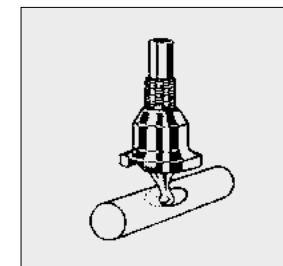
mm	g	No.
10	60	1300005045
12	70	1300005046
14	90	1300005047
15	90	1300005048
16	140	1300005049
18	140	1300005050
22	210	1300005051
28	220	1300005052
35	290	1300005054
38	290	1300005055
42	320	1300005056
54	560	1300005057

inch	g	No.
3/8"	60	1300005058
1/2"	70	1300005059
5/8"	140	1300005049
3/4"	140	1300005060
7/8"	200	1300005061
1"	210	1300005062
1.1/8"	220	1300005063
1.1/4"	270	1300005064
1.3/8"	290	1300005054
1.1/2"	290	1300005055
1.5/8"	320	1300005065
2"	520	1300005067
2.1/8"	560	1300005057

Precise drilling of the pipe without a centre punch – drill stop prevents perforation of the pipe



Insert extractor hook into the drilled hole and screw the bell firmly against the drill hole



Double V-block

Accurate and firm positioning for exact 90° branches



Specially polished, forged and tempered extractor hooks

Burr-free operation

Special hook design

Easy insertion into the drilled hole



Ratchet adaptor (No. F80053 and F80054) with No. 22050 / 22054 included in scope of delivery (square, 3/4")

mm / inch	mm	Drill Ø mm	mm	g	No.
1"	2.5	14	11	470	22064
1.1/8"	2.5	15	11	480	22065
1.1/4"	2.5	19	11	700	22066
1.3/8"	2.5	22	11	700	22035
1.1/2"	2.5	22	11	700	22038
1.5/8"	2.5	26	11	900	22068
2"	2.5	30	19	1,380	22050
2.1/8"	2.5	30	19	1,380	22054

Accessories

Socket 19 mm	F80053
Square connection 3/4"	F80054

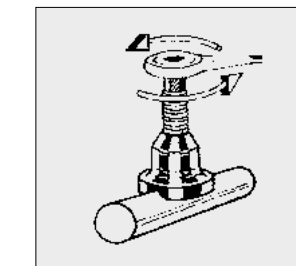
Spare extractor hooks

Hooks, specially polished, tempered from Ø 10 - 54 mm (3/8 - 2.1/8")

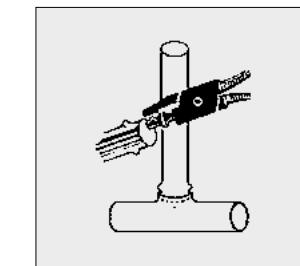


Note: For copper pipes (soft), the use of an extractor support is recommended! (95)

Using the ratchet, turn the extractor to the left, while paying attention that the V-block is seated securely



After extraction, set correct insertion depth (dependant on pipe Ø) with cam pincher



Simply calibrate the tee Ø on the UNIDRILL Automatic and the drilled hole Ø will automatically correspond to the extractor hook required.

Expanding, extracting, flaring

Accessories extracting, manual

Tee-extractor ratchet

Chrome vanadium steel, fine toothed and right/left reversible



No. 27180
Fig. similar

No. 1500002894
Adaptor for the use with extractor



No. 27181

Model	SW	g	No.
10 - 42 mm, 3/8 - 1.3/4"	3/4"	435	27180
50 - 54 mm, 2 - 2.1/8"	3/4"	1,140	27181

EVERCOOL

Drill and extraction paste

KEY FEATURES

- Longer tool life
- All-purpose use except for drinking water installation
- Suitable for aluminium and precision steel
- Easy application with the integrated pen for applying the paste



Model	Contents	g	No.
EVERCOOL	50 g	80	21549

Extractor cam pincer

KEY FEATURES

- Identification point marks insertion depth exactly and prevents over-insertion
- Cam depth adjustment wheel with scale



mm	inch	mm	g	No.
12 - 42	1/2 - 1.5/8"	150	170	22080


UNIDRILL Automatic 28/42

HSS special conical drill

KEY FEATURES

- Fast, burr-free drilling
- Precise location without need for centre punch special drill tip
- Calibrated drill Ø automatically corresponds to the correct extractor hook and branch size
- Drill stop prevents damage to pipe walls

UNIDRILL Automatic 28/42
Accurate drilling



Model	mm	inch	SW	g	No.
UNIDRILL 28	10 - 28	3/8 - 1.1/8"	11	110	21583
UNIDRILL 42	10 - 42	3/8 - 1.5/8"	11	430	21575

Expanding, extracting, flaring

Flaring

Precision double flaring press DB 10

For standard precision expands according to DIN 74234
Ø 4.75 - 10 mm, wall thickness 0.7 - 1.0 mm

Product profile

APPLICATION AREA

On copper, aluminium and steel pipes, seamless pipes and double-walled pipes, for example Bundy pipe and KUNIFER brake pipes

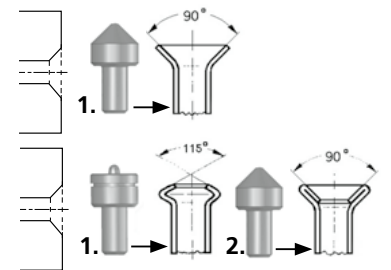
KEY FEATURES

- Ideal for endless pipes
- For several flaring profiles, wall thickness 0.7 - 1.0 mm
- Universal use with the pluggable pressure cone
- Accurate and reproducible results
- Clamping block for several pipe diameters
- Reliable hold with the 25 mm pipe clamping length
- Suitable for clamping in a vice

Formation of the various flares made possible with the appropriate flaring attachments

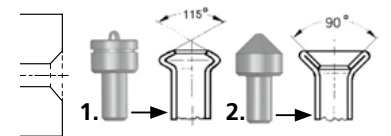
E-contour, simple flare:

- Standard flaring contour




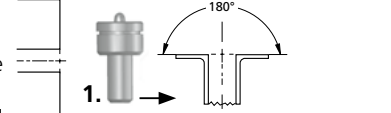
D-contour, double flare:

- Extension of brake and/or hydraulic lines
- Connection by means of coupling rings, sealed by means of flaring surface




180° flares:

- Mounting using coupling ring, for example hydraulic transmission valve and/or distributor block
- Seal between drill-hole and flaring surface



Pluggable flaring attachments

For several flaring profiles up to a wall thickness of 0.7 - 1.0 mm



Set (No. 26013) includes: basic tool with pressure cone (No. 26010), flaring attachments, 1 set of clamping blocks (No. 26011)

Description	mm	kg	No.
DB 10 set	4.75 - 5 - 6 - 8 - 9 - 10 mm	2.64	26013
Flaring attachment	4.75 / 5 mm	0.20	26001
Flaring attachment	6 mm	0.20	26002
Flaring attachment	8 mm	0.20	26003
Flaring attachment	9 mm	0.20	26004
Flaring attachment	10 mm	0.20	26005



Description	mm	g	No.
Pressure cone		20	26010
Clamping spindle		90	26015
Flaring spindle		300	26016
Distance bolt		30	26017
Set of clamping blocks (2 pcs.) for pipes	4.75 - 5 - 6 - 8 - 9 - 10 mm	190	26011

ROFLARE REVOLVER

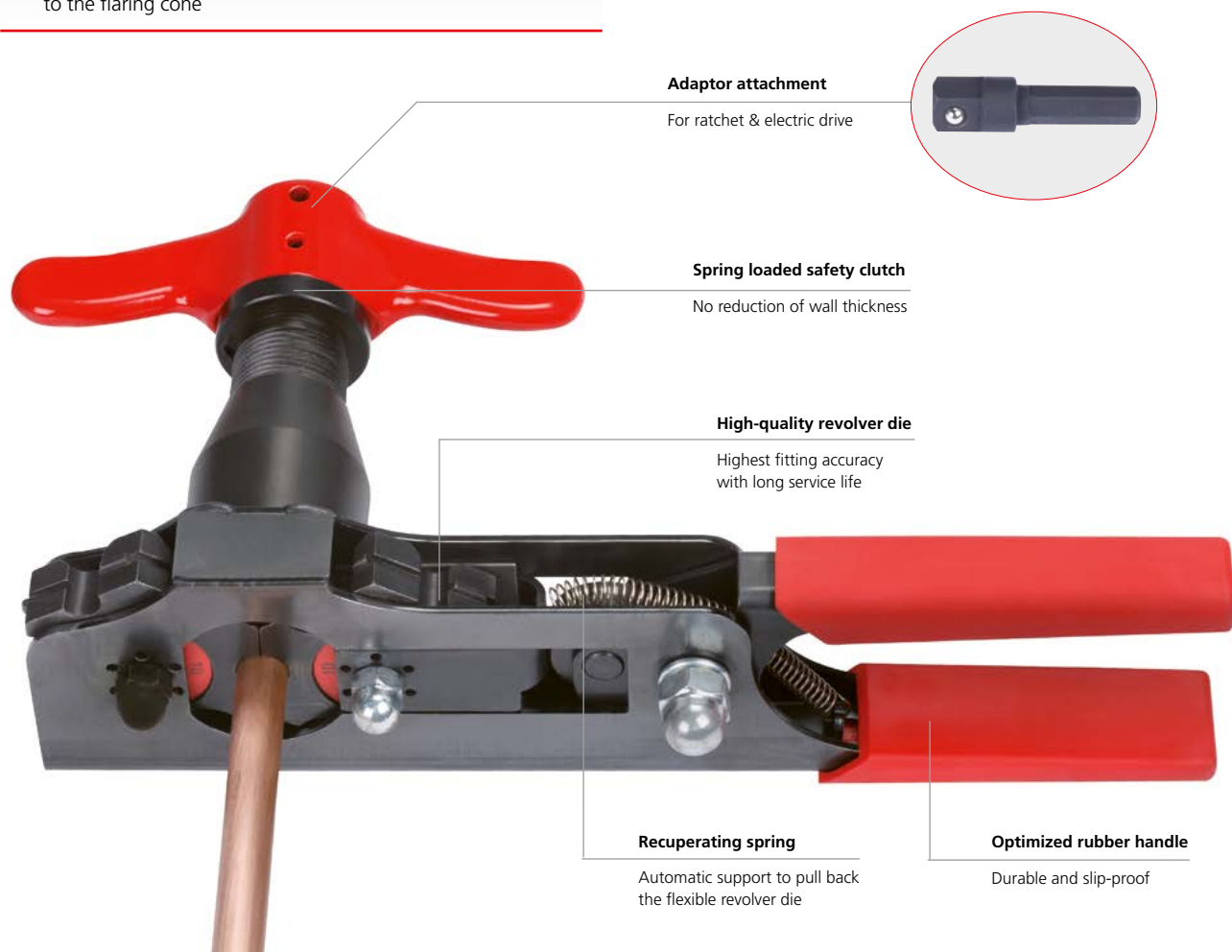
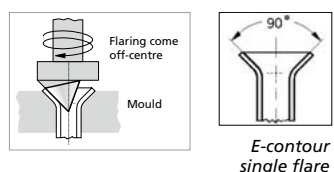
Revolver reeling flaring tool

For the reliable and fast production of standard single 45° flares in accordance with EN 14276-2 and JIS B8607:2008 on copper soft pipes Ø 6 - 18 mm and 1/4 - 3/4"

Product profile

KEY FEATURES

- Guaranteed norm flares
- Produces leak free joints
- One-handed quick clamping system
- **Automatic depth stop:** perfect positioning of the pipe to the flaring cone



Adaptor attachment
For ratchet & electric drive

Spring loaded safety clutch
No reduction of wall thickness

High-quality revolver die
Highest fitting accuracy with long service life


Recuperating spring
Automatic support to pull back the flexible revolver die

Optimized rubber handle
Durable and slip-proof

Set (No. 100000230) includes: ROFLARE REVOLVER metric incl. ratchet adaptor, dies Ø 6, 8, 10, 12, 16 and 18 mm, pipe cutter ROTRAC 28 PLUS chrome limited edition (No. 100000046), ROCASE 4212 (No. 130003334)
Set (No. 100000231) includes: ROFLARE REVOLVER imperial incl. ratchet adaptor, dies Ø 1/4, 5/16, 3/8, 1/2, 5/8 and 3/4", pipe cutter ROTRAC 28 PLUS chrome limited edition (No. 100000046), ROCASE 4212 (No. 130003334)

Description	No.
Set, metric with ROTRAC 28 PLUS chrome limited edition	100000230
Set, imperial with ROTRAC 28 PLUS chrome limited edition	100000231
Metric, Ø 6, 8, 10, 12, 16, 18 mm	100000222
Imperial, Ø 1/4, 5/16, 3/8, 1/2, 5/8, 3/4"	100000223

Compact design enables use in confined spaces



Automatic depth stop: perfect positioning of the pipe to the flare cone



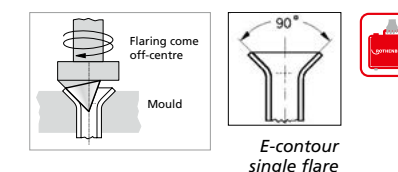
Reeling flaring tool

For producing precise 45° single flares on copper pipes Ø 6 - 18 mm (1/8 - 3/4")

Product profile

KEY FEATURES

- Controlled expanding and shaping of the pipe without tearing
- No reduction in wall thickness
- No slipping of the pipe
- Sturdy and long lasting



No. 222401, No. 222402, No. 222403

Square connection
For manual operation, for example cordless screwdriver

Spring-loaded slide coupling
No reduction in wall thickness

Made from forged steel
Robust and long-lasting

Flare cone rotates off-centre in needle bearings

Controlled expanding and shaping of the pipe end without tearing

Self-centring die
Highest flare precision

Adaptor for cordless screwdriver

Die available in metric and imperial sizes

Pipe will not slip



Fig. similar

Reeling flaring tool set includes: reeling flaring tool in plastic case with mould in metric and/or imperial format

Model	mm / inch	No.
Set EB	6 - 8 - 10 - 12 - 14 - 15 - 16 - 18 mm 1/8 - 3/16 - 1/4 - 5/16 - 3/8 - 1/2 - 5/8 - 3/4"	222401
Set EB	1/8 - 3/16 - 1/4 - 5/16 - 3/8 - 1/2 - 5/8 - 3/4"	222402
Set EB	6 - 8 - 10 - 12 - 14 - 15 - 16 - 18 mm	222403
Dies		
Metric	6 - 8 - 10 - 12 - 14 - 15 - 16 - 18 mm	222413
Imperial	1/8 - 3/16 - 1/4 - 5/16 - 3/8 - 1/2 - 5/8 - 3/4"	222412

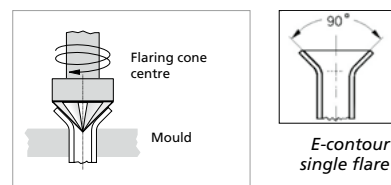
Expanding, extracting, flaring

Flaring

Universal flaring tool

For producing precise 45° single flares on copper pipes Ø 4 - 16 mm (3/16 - 5/8")

- Universal application and highest flare precision through self-centring pipe clamp for all diameters
- Controlled flaring without tearing, forming perfect surfaces
- Hardened flare cone with special geometry



Universal flaring tool set (No. 222601) includes: universal flaring tool for pipe diameters 4 - 16 mm, 3/16 - 5/8", in plastic case

Model	mm	inch	kg	No.
Set EB	4 - 16 mm	3/16 - 5/8"	900	222601

Flaring and bending set

Universal application in industry and small trade by sanitary and heating installations, refrigeration and air-conditioning technology, auto and hydraulic technology



Fig. similar

Flaring and bending set (No. 26020) includes: MINICUT I, Ø 3 - 16 mm (No. 70401), internal and external deburrer, Ø 4 - 36 mm (No. 11006), double flare press DB 10 (No. 26013), TUBE BENDER set, Ø 4.75 - 10 mm (No. 24112)

Model	mm	kg	No.
Flaring / bending set	4.75 - 5 - 6 - 8 - 9 - 10	5.5	26020

Expanding, extracting, flaring

Torque wrench

ROTORQUE AIRCON / REFRIGERATION

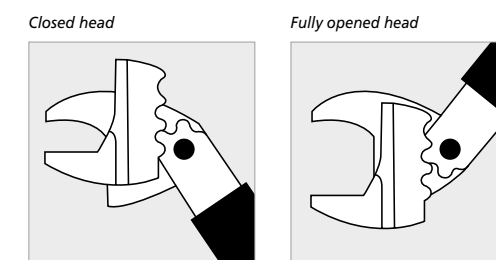
Step-less torque wrench

Product profile

APPLICATION AREA
Self-locking rack and pinion drive enables quick and reliable fastening of flare nuts sizes 15 - 32 mm in accordance with EN 378-2:2012-08

KEY FEATURES

- Always fits, covers all flare nut sizes from 15 - 32 mm
- Won't slip thanks to the self-locking rack and pinion drive and ratchet function
- Simple and reliable: required torque in accordance with EN 378-2:2012-08 is embossed on the head for every size and can not be rubbed off
- Embossed torque data: easy tightening according to norm
- ROTORQUE REFRIGERATION is suitable for cylinder heads' work



ROTORQUE sets include: torque wrench, head, carrying bag

Model	kg	No.
ROTORQUE AIRCON	1.5	1000000224
ROTORQUE REFRIGERATION	1.4	1000000225

Torque wrench set

For proper tightening of flange connections

Set with adjustable torque wrench (10-70 Nm) and 6 spanner inserts sizes 17, 22, 24, 26, 27 and 29 mm for flange connections on 1/4", 3/8", 1/2" and 5/8" pipe lines according to DIN EN 378-2 : 2012-08



Fig. similar

Connection 9 x 12


Head can be exchanged between ROTORQUE AIRCON and ROTORQUE REFRIGERATION

All-In-One: one head fits all sizes!



The torque can be read off

Always tighten according to the standard



ROTORQUE AIRCON torque wrench

- 10 - 110 Nm
- ± 4% accuracy
- 1 Nm adjustment steps

ROTORQUE REFRIGERATION torque wrench

- 10 - 70 Nm
- ± 3% accuracy
- 1/2 Nm adjustment steps
- Suitable for cylinder heads' work



Fig. ROTORQUE AIRCON torque wrench



Fig. ROTORQUE REFRIGERATION torque wrench



Fix with torque urgently necessary!

7 pieces set (No. 175001) includes: spanner wrench sizes 17, 22, 24, 26, 27, 29 mm, torque wrench, carrying bag

Pipe-Ø	Spanner width	Locking torque
1/4" / 6 mm	17 mm	14-18 Nm
3/8" / 10 mm	22 mm	33-42 Nm
1/2" / 12 mm	24 mm	50-62 Nm
1/2" / 12 mm	26 mm	50-62 Nm
5/8" / 15/16 mm	27 mm	63-77 Nm
5/8" / 15/16 mm	29 mm	63-77 Nm

Model	kg	No.
Torque wrench set, 7 pcs.	3.5	175001



Pressing

System overview	98 - 99
Press machine compact	100 - 101
»B« MaxiPro press system	102 - 103
Press machines standard	104 - 107
DURA LAZR TEC	108
Press jaws compact	109 - 110
Press jaws standard	110 - 111
Press chains standard	112
Overview press jaws	113 - 114
Pressnavigator app	114
Overview system approvals	115 - 119

Press machines

Press jaws / press chains



	ROMAX Compact TT (Twin Turbo)	ROMAX 4000	ROMAX 3000 AC	ROMAX AC ECO
Operation mode:	Electro-hydraulic	Electro-hydraulic	Electro-hydraulic	Electro-hydraulic
Jaw fixture rotatable:	270°	270°	270°	270°
Constant Force Technology (CFT):	✓	✓	✓	✓
Controlled press cycle:	✓	✓	✓	–
Piston force / hub:	19 kN / 30 mm	32 kN / 40 mm	32 kN / 40 mm	32 kN / 40 mm
Service interval:	40,000 pressings	40,000 pressings	20,000 pressings	10,000 pressings
LED:	✓	✓	✓	–
Approx. pressing cycle time:	3 s	5 s	5 s	7 s
Dimensions:	336 x 143 x 76 mm	445 x 125 x 75 mm	460 x 120 x 90 mm	415 x 180 x 80 mm
Cable length:	–	–	5 m	5 m
Weight:	2.5 kg	3.6 kg	3.8 kg	4.5 kg
Battery:	✓	✓	–	–

Page: 100-101 104-105 106 107



	Press jaws compact	Interchangeable press jaws compact	Press jaws standard	3-elemental press jaws	Press chains standard
Working range metal:	Ø 12 - 35 mm	–	Ø 12 - 54 mm	Ø 42 - 54 mm	Ø 42 - 54 mm
Working range multi-layer:	Ø 12 - 40 mm	Ø 12 - 32 mm	Ø 12 - 40 mm	Ø 50 - 63 mm	Ø 40 - 110 mm
Snap on:	–	–	–	–	✓
DURA LAZR TEC:	✓	–	✓	✓	✓
Long-term corrosion prot.:	✓	✓	✓	✓	✓
3-bolt synch. mechanism:	✓	✓	✓	✓	–
Precision-manufactured contour:	✓	✓	✓	✓	✓
Fits to ›B‹ MaxiPro fitting system:	✓	–	✓	–	–
Suitable for all press machines with a compatible press jaw fixture and a constant axial thrust of:	19 – 21 kN	19 – 21 kN	32 – 34 kN	32 – 34 kN	32 – 34 kN

Page: 109 110 110 111 112

ROTHENBERGER Constant Force Technology

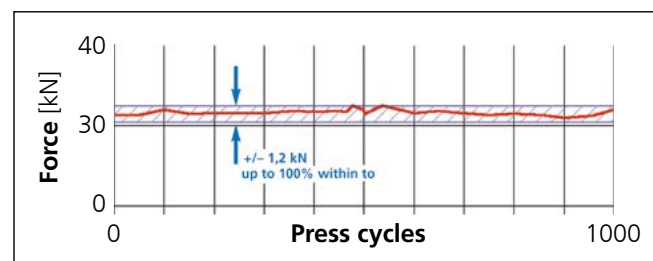
The CFT guarantees a constant axial pressing force over the entire service interval. A very important requirement for the production of sealed press connections.

CFT guarantees:

- ROMAX Compact TT 19 kN / 40,000 press cycles
- ROMAX 4000 32 kN / 40,000 press cycles
- ROMAX 3000 AC 32 kN / 20,000 press cycles
- ROMAX AC ECO 32 kN / 10,000 press cycles

Constant Force Technology

Measurement under load – UPONOR NW 75



Cordless Alliance System

- 100% compatibility of machines, battery packs and chargers – cross-manufacturer
- World's most powerful battery pack system with 30 years of battery pack competence from Metabo
- Maximum reliability, clear cost advantages and high investment reliability.
- Cordless Alliance System (CAS) is an alliance of leading power tool brands.
- CAS partner: ROTHENBERGER, Metabo, Mafell, Collomix, Eibenstock, Eisenblätter, Haaga, Starmix, Steinel, Rokamat, Birchmeier, Edding and Fischer



No system commitment

Users are free to decide which fitting systems they want to press. They are also free to choose the manufacturer of the press machines and press tools. There is no legal provision, DIN standard or other provision - for example, a regulation established by means of a DVGW worksheet - which obligates the tradesmen to exclusively use the press tools or press jaws of just one fitting or piping system manufacturer.

The only decisive factor is whether the fitting system and pressing tool are suitable for one another - only in this case is the tightness guaranteed. The Pressnavigator app provides guidance by enabling users to find the suitable press tool for the fitting system, or the suitable fitting system for the press tool.

Controlled press cycle

After reaching a predetermined pressing force the press cycle switches off automatically. The piston retracts after the necessary pressing force has been reached. This guarantees uniform and reliable pressings as leading system manufacturers require.

Electronic control

The electronics of the ROMAX Compact TT, ROMAX 4000 and ROMAX 3000 AC provide for a safe pressing cycle:

- Control of the battery charge status
- Safety start-inhibitor when the battery is too low
- LED display of the service interval and any error messages

¹⁾ Complete terms and conditions at rothenberger.com/roservice
RO SERVICE+ only valid in participating countries

²⁾ More information at cordless-alliance-system.com

ROMAX Compact TT (TWIN TURBO)

Electro-hydraulic press machine for battery operated pressing of fittings up to Ø 40 mm (plastic/multi-layer) and/or up to Ø 35 mm (metal) with 19 kN.



Product profile

APPLICATION AREA

The ROMAX Compact TT is 3 seconds fast, 2.5 kg light and 19 kN strong. Through the perfect handling, the machine is particularly suitable for domestic installations, high volume pressings or service installations.

COMPATIBLE PRESSING TOOLS

- Press jaws: ROTHENBERGER press jaws compact starting on page 109
- Interchangeable press jaws: ROTHENBERGER interchangeable press jaws starting on page 110

TECHNICAL DATA

Dimension: 336 x 143 x 76 mm (w/ 2.0 Ah battery)
Weight: Approx. 2.5 kg (without press jaw)
Piston force / hub: 19 kN / 30 mm
Nominal size: Ø 12 - 40 mm plastic / multi-layer
 Ø 12 - 35 mm metal
Service interval: 40,000 pressings / 2 years
Press jaw fixture: 270° rotation
Power supply: RO BP 18 V / 2.0 Ah Li-Ion battery
 RO BP 18 V / 4.0 Ah Li-Ion battery
Operating temperature: -10 °C up to 60 °C
Pressings: Approx. 130 press cycles with 2.0 Ah battery tested with SV18 stainless steel fittings

5



Lightweight and easy to handle
 The press machine is 34 cm short and weighs only 2.5 kg

When unused or during preassembly, the machine stands stably on the workbench.



The ROMAX Compact TT hanging from a ladder by the shoulder strap.



Secondary effect of the two cylinder-structure: The machine can be used with one hand.



ROMAX Compact TT sets



Twin Turbo: What's behind it?

BALANCE

- The engine and the gear are located opposite the hydraulic system
- Perfectly balanced weight distribution

SIZE

- Installing components in two cylinders reduces the size of the machine
- The two-cylinder shape saves 15% of the length

POWER

- Every press cycle takes only 3 seconds
- The new pressure heart enables pressing of metal fittings up to Ø 35 mm

5

Twin Turbo for high volume pressing



Twin Turbo for domestic installations



Twin Turbo for service installations



Basic set 1 EU (No. 1000002115) includes: ROMAX Compact TT press machine, 1x RO BP 18 V / 2.0 Ah Li-ion battery (No. 1000001652), RO BC battery charger EU (No. 1000001654), ROCASE case system 4414, without press jaws

Model	Press jaws Ø mm	📦	⚖️ kg	No.
ROMAX Compact TT bare tool	without press jaws/battery/charger	1	4.2	1000002809
ROMAX Compact TT basic set 1, 1x 2.0 Ah, EU	without press jaws	1	4.9	1000002115
ROMAX Compact TT basic set 1, 1x 2.0 Ah, UK	without press jaws	1	4.9	1000002123
ROMAX Compact TT basic set 2, 2x 2.0 Ah, EU	without press jaws	1	5.3	1000002116
ROMAX Compact TT press jaw set SV, 1x 2.0 Ah, EU	15 - 22 - 28	1	8.6	1000002117
ROMAX Compact TT press jaw set M, 1x 2.0 Ah, EU	15 - 22 - 28	1	8.6	1000002118
ROMAX Compact TT press jaw set M, 1x 2.0 Ah, UK	15 - 22 - 28	1	8.6	1000002124
ROMAX Compact TT press jaw set TH, 1x 2.0 Ah, EU	16 - 20 - 26	1	8.8	1000002120
ROMAX Compact TT press jaw set U, 1x 2.0 Ah, EU	16 - 20 - 25	1	8.6	1000002119
ROMAX Compact TT interchangeable press jaw set TH, 1x 2.0 Ah, EU	16 - 20 - 26 - 32	1	6.9	1000002113
ROMAX Compact TT interchangeable press jaw set U, 1x 2.0 Ah, EU	16 - 20 - 25 - 32	1	6.9	1000002112
ROMAX Compact TT interchangeable press jaw set RFz, 1x 2.0 Ah, EU	16 - 20 - 25 - 32	1	6.9	1000002111
ROMAX Compact TT interchangeable press jaw set CO, 1x 2.0 Ah, EU	12 - 16 - 20 - 25	1	6.9	1000002114

ACCESSORIES

Model	No.
RO BP 18V / 2.0 Ah Li-Ion battery	1000001652
RO BP 18V / 4.0 Ah Li-Ion battery	1000001653
RO BP 18V / 4.0 Ah Li-HD battery	1000002548
RO BP 18V / 8.0 Ah Li-HD battery	1000002549
RO BC 14/36, battery charger, EU	1000001654
RO BC 14/36, battery charger, UK	1000001691
ROCASE 4414 for press jaws	1000002242
ROCASE 4414 for interchangeable inserts	1000002307

Press jaws & interchangeable press jaws starting on 109



›B‹ MaxiPro: Join the press revolution!

An innovative press system suitable for air-conditioning and refrigeration applications consisting of ›B‹ MaxiPro fittings from Conex|Bänninger and suitable press jaws and press machines from ROTHENBERGER.



Product profile

TIGHT CONNECTIONS UP TO 48 BAR

- The O-ring is resistant against several oils including ester oil.*
- The 3-point press, one on each side of the bead and one press compressing the O-ring, provides a permanent and secure joint.

THE ADVANTAGES

- Only 3 seconds per joint completion
- Saves approx. 3 minutes per connection
- Flame-free joint, no hot work permit needed
- No need for nitrogen purge

MADE-TO-LAST THROUGH LASER HARDENING

›B‹ MaxiPro press jaws are partially laser-hardened. This makes them particularly durable in those places that take the most pressure. Laser hardening increases the jaws' durability considerably.



Press jaw for ROMAX Compact TT
No. 1000001751



Press jaw for ROMAX 4000
No. 1000001891



Set (No. 1000002121) includes: ROMAX Compact TT press machine, 1x RO BP 18 V/2.0Ah battery (No. 1000001652), RO BC battery charger EU (No. 1000001654), 8x ›B‹ MaxiPro press jaws (No. see below), TC 35 (No. 70027), internal/external deburrer (No. 1500000237), UNIGRAT pencil deburrer (No. 21660), ROVLIES cleaning pads (No. 45268), depth gauge (No. 1000002400), 2x RO CASE 4414 case system

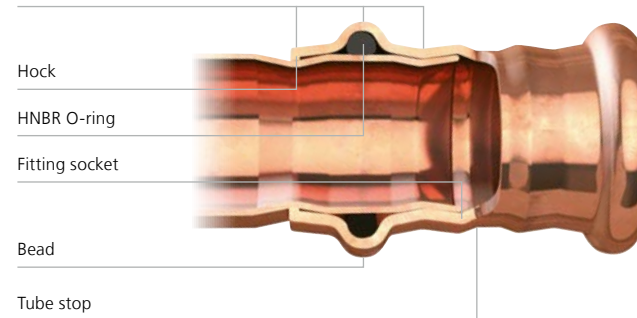
Model	Press jaws Ø inch	Ⓜ	⚖️	No.
ROMAX Compact TT + ›B‹ MaxiPro press jaw compact set 1/4"–1.1/8" + hand tools, EU	1/4", 3/8", 1/2", 3/4", 5/8", 7/8", 1", 1.1/8"	1	21.2	1000002121
ROMAX Compact TT + ›B‹ MaxiPro press jaw compact set 1/4"–1.1/8" + hand tools, UK	1/4", 3/8", 1/2", 3/4", 5/8", 7/8", 1", 1.1/8"	1	21.2	1000002125
›B‹ MaxiPro press jaw compact set 1/4"–1.1/8" + hand tools	1/4", 3/8", 1/2", 3/4", 5/8", 7/8", 1", 1.1/8"	1	14.0	1000001989
ROMAX 4000 + ›B‹ MaxiPro press jaw standard set 1/4"–1.1/8" + hand tools, EU	1/4", 3/8", 1/2", 3/4", 5/8", 7/8", 1", 1.1/8"	1	24.3	1000002945
ROMAX 4000 + ›B‹ MaxiPro press jaw standard set 1/4"–1.1/8" + hand tools, UK	1/4", 3/8", 1/2", 3/4", 5/8", 7/8", 1", 1.1/8"	1	24.3	1000002946
›B‹ MaxiPro press jaw standard set 1/4"–1.1/8" + hand tools	1/4", 3/8", 1/2", 3/4", 5/8", 7/8", 1", 1.1/8"	1	18.1	1000002207

TECHNICAL DATA

Application:	Air-conditioning and refrigeration
Connections:	Copper to copper
Fitting / tube range:	1/4", 3/8", 1/2", 5/8", 3/4", 7/8", 1", 1.1/8"
O-ring:	HNBR
Max. operating pressure:	48 bar / 4,800 kPa / 700 psig
Leak tightness:	Helium $\leq 7.5 \times 10^{-7}$ Pa.m ³ /s at +20 °C, 10 bar
Vacuum:	200 microns
Operating temperature:	-40 °C up to 140 °C
UL listing continues operating temperature:	121 °C
Compatible refrigerants:	R32, R134a, R404A, R407C, R407F, R410A, R507, R1234ze, R1234yf, R718, R450A, R513A, R448A, R449A, R407A, R427A, R438A, R417A and R422D
Approved tube:	For full information, please visit conexbanninger.com
Approvals, standards and test compliance:	For full information, please visit conexbanninger.com

3-POINT PRESS TECHNOLOGY

Three press points: one on each side of the bead and one compressing the O-ring for a permanent and secure joint



How to install the ›B‹ MaxiPro system?

›B‹ MaxiPro benefits from a 3-point radial press – three press points, one on each side of the bead and one press compressing the O-ring. This provides a permanent and secure joint. ›B‹ MaxiPro is a mechanical joint, thus eliminating the need for nitrogen purge during the jointing process.

1. Cut the tube to length.



2. Deburr and remove all external sharp edges.



3. Use a pencil deburrer on internal edges.



4. Clean the tube end with a circular movement, avoiding grooves that run parallel to the tube.



5. Check for defects.



6. Ensure the O-ring is seated.



7. Mark insertion depth using depth gauge and insert tube fully into the fitting.



8. Align jaws squarely on the fitting and complete the joint.



9. Mark the completed joint.



Please note: To ensure a safe and tight connection please follow the detailed ›B‹ MaxiPro installation process. For more information, please visit the Conex | Bänninger website: conexbanninger.com

ACCESSORIES

Model	No.
RO BP 18V / 2.0 Ah Li-Ion battery	1000001652
RO BP 18V / 4.0 Ah Li-Ion battery	1000001653
RO BP 18V / 4.0 Ah Li-HD battery	1000002548
RO BP 18V / 8.0 Ah Li-HD battery	1000002549
RO BC 14/36, battery charger, EU	1000001654
RO BC 14/36, battery charger, UK	1000001691
RO CASE 4414 case system for ›B‹ MaxiPro compact press jaws	1000001786
RO CASE 4414 case system for ›B‹ MaxiPro standard press jaws	1000001898
TUBE CUTTER 35 DURAMAG	70027
Internal / external deburrer Ø 6–35 mm	1500000237
UNIGRAT pencil deburrer with HSS deburring blade	21660
ROVLIES cleaning pads (1 x 10 pads)	45268
Depth gauge ›B‹ MaxiPro	1000002400



ROMAX 4000

Electro-hydraulic radial battery-powered press machine for system depending pressing of fittings up to Ø 110 mm with 32 - 34 kN.



Product profile

APPLICATION AREA

The ROMAX 4000 operates in just 5 seconds, weighs only 3.6 kg and uses a force of 32 kN. It can press from 12 mm to 110 mm depending on the system and is therefore the perfect all-rounder amongst the ROTHENBERGER press machines.

COMPATIBLE PRESSING TOOLS

- Press jaws: ROTHENBERGER press jaws standard starting on page 110 and 3-elemental standard press jaws starting on page 111
- Press chains: ROTHENBERGER press chains standard starting on page 112

TECHNICAL DATA

Dimensions: 467 x 125 x 80 mm (w/ 4.0 Ah battery)
445 x 125 x 75 mm (w/ 2.0 Ah battery)

Weight: Approx. 3.6 kg (without press jaw)

Piston force / hub: 32 - 34 kN / 40 mm

Nominal size: Ø 12 - 110 mm

Service interval: 40,000 pressings / 2 years

Press jaw fixture: 270° rotation

Power supply: RO BP 18 V / 2.0 Ah Li-ion battery
RO BP 18 V / 4.0 Ah Li-ion battery

Operating temperature: -10 °C up to 60 °C

Pressings: Up to 240 times (with 4.0 Ah battery)
(with SV 18 copper) Up to 105 times (with 2.0 Ah battery)

Fast and powerful pressings

Pressed in 5 seconds with 32 - 34 kN

Lightweight

The machine weighs only 3.6 kg



Automatic controlled press cycles

Piston retracts after reaching the necessary pressing force

270° rotatable press jaw fixture

For easy operation even in confined spaces

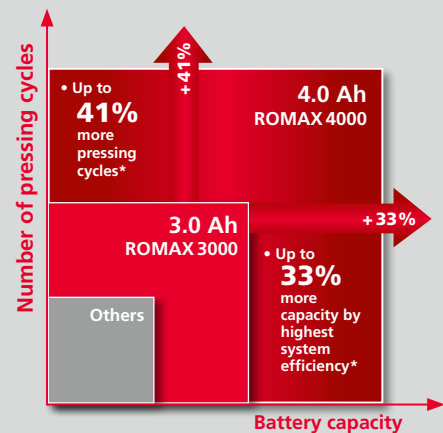
Constant Force Technology (CFT)

For constant axial pressing force

Up to 41% more pressing cycles*

Enter a new dimension of efficiency!

- Powerful 18 V / 4.0 Ah battery pack
- Up to 41% more pressing cycles*
- Up to 33% more capacity due to enhanced system efficiency*
- All this without a cord-maximum efficiency and on-site freedom for you!



* Tested with SV 18 copper fittings / in comparison with ROMAX 3000

ROMAX 4000 sets



66% faster charging

In comparison to the ROMAX 3000



Intelligent battery-management

One battery. Several devices. Full flexibility!



Charge indicator

To control the status of charge

Ergonomic working with the ROMAX 4000



Productive working due to expanded service interval



Cordless Alliance System: One battery system for more than 140 tools



Basic set 1 EU (No. 1000001840) includes: ROMAX 4000 Press machine, 1x RO BP 18 V / 4.0 Ah battery (No. 1000001653), RO BC battery charger EU (No. 1000001654), ROCASE case system 6414, without press jaws

Model	Press jaws Ø mm	⊞	kg	No.
ROMAX 4000 bare tool	without press jaws/battery/charger	1	5.9	1000002683
ROMAX 4000 basic set 1, 1x 4.0 Ah, EU	without press jaws	1	7.0	1000001840
ROMAX 4000 basic set 1, 1x 4.0 Ah, UK	without press jaws	1	7.0	1000001856
ROMAX 4000 basic set 2, 1x 4.0 Ah, 1x 2.0 Ah, EU	without press jaws	1	8.0	1000001923
ROMAX 4000 press jaw set SV, 1x 4.0 Ah, EU	15 - 22 - 28	1	15.0	1000001924
ROMAX 4000 press jaw set M, 1x 4.0 Ah, EU	15 - 22 - 28	1	15.0	1000001927
ROMAX 4000 press jaw set M, 1x 4.0 Ah, UK	15 - 22 - 28	1	15.0	1000001932
ROMAX 4000 press jaw set TH, 1x 4.0 Ah, EU	16 - 20 - 26	1	15.0	1000001925
ROMAX 4000 press jaw set U, 1x 4.0 Ah, EU	16 - 20 - 25	1	15.0	1000001926

ACCESSORIES

Model	No.
RO BP 18V / 2.0 Ah Li-Ion battery	1000001652
RO BP 18V / 4.0 Ah Li-Ion battery	1000001653
RO BP 18V / 4.0 Ah Li-HD battery	1000002548
RO BP 18V / 8.0 Ah Li-HD battery	1000002549
RO BC 14/36, battery charger, EU	1000001654
RO BC 14/36, battery charger, UK	1000001691
ROCASE 6414, empty	1000001879

Press jaws & press chains starting on **110**



ROMAX 3000 AC

Electro-hydraulic press machine with mains operation for system dependent pressing of fittings up to Ø 110 mm with 32 - 34 kN.



Product profile

APPLICATION AREA

The ROMAX 3000 AC is fast, light, easy to handle and safe. It is therefore ideally suited for the batch production of fitting joints in field operation.

- Batch production possible due to mains operation (5 m cable length)
- A pressing cycle only lasts approx. 5 seconds
- Constant Force Technology (CFT) guarantees the necessary pressing force
- Extremely low weight as well as a balanced weight distribution
- Highest quality, service interval of 20,000 pressing cycles
- Expanded operating temperature from -15 °C up to 60 °C
- The compact, wand-like design allows pressings even in confined spaces

TECHNICAL DATA

Dimensions:	460 x 120 x 90 mm
Weight:	approx. 3.8 kg (without press jaw)
Piston force / hub:	32 kN / 40 mm
Nominal size:	Ø 12 - 110 mm ²⁾
Service interval:	20,000 pressings / 2 years
Press jaw fixture:	270° rotation
Power supply:	230 V / 50-60 Hz 110 V on request
Operating temperature:	-15 °C up to 60 °C

COMPATIBLE PRESSING TOOLS

Press jaws:	ROTHENBERGER standard press jaws, compatible with many other manufacturers starting page 110
Press chains:	ROTHENBERGER standard press chains starting on page 112

Safety lock

No unintentional opening because a 180° rotation is necessary

Balanced weight distribution

Ergonomic use



270° rotatable jaw fixture
For easy use in confined spaces

Compatible jaw fixture
Suitable for many press jaws

5 m cable length
Large operations radius

Batch production possible



Slim design



Set (No. 1000001001) includes: ROMAX 3000 AC, 230 Volt, ROCASE 6414, without press jaws

Model	No.
ROMAX 3000 AC basic set	1000001001

ACCESSORIES



Model	No.
ROCASE 6414 with inlay ROMAX 3000 AC	1000001877
Press jaws & press chains starting on 110	

ROMAX AC ECO

Electro-hydraulic press machine with mains operation for system dependent pressing of fittings up to Ø 110 mm with 32 - 34 kN.



Product Profile

APPLICATION AREA

The ROMAX AC ECO is fast, light, easy to handle and safe. It is therefore ideally suited for the batch production of fitting joints in field operation.

KEY FEATURES

- Ergonomic thanks to the rubberized handle and balanced weight distribution
- Controlled press cycle
- Constant Force Technology (CFT) guarantees the necessary pressing force
- Safety lock guarantees no unintentional opening because a 180° rotation is necessary
- Emergency stop switch for immediate interruption of the feed
- 5 m cable for a large operations radius

TECHNICAL DATA

Dimensions:	415 x 180 x 80 mm
Weight:	approx. 4.5 kg (without press jaw)
Piston force / hub:	32 kN / 40 mm
Nominal size:	Ø 12 - 110 mm ²⁾
Service interval:	10,000 pressings / 2 years
Press jaw fixture:	270° rotation
Power supply:	230 V / 50-60 Hz 110 V on request

COMPATIBLE PRESSING TOOLS

Press jaws:	ROTHENBERGER standard press jaws, compatible with many other manufacturers starting on page 110
Press chains:	ROTHENBERGER standard press chains starting on page 112

270° rotatable jaw fixture

For easy use in confined spaces

Safety lock


No unintentional opening because a 180° rotation is necessary

Compatible jaw fixture

Suitable for many press jaws

Emergency stop switch

Immediate interruption of the feed



Balanced weight distribution
Ergonomic use

5 m cable length
Large operations radius

Constant Force Technology (CFT)
For constant axial pressing force



Fig. ROMAX AC ECO basic set

Set (No. 15705) includes: ROMAX AC ECO (230 Volt) ROCASE 6414 (No. 1000001959), without press jaws

Model	Description	Press jaws Ø mm	kg	No.
ROMAX AC ECO basic set	in ROCASE 6414	without press jaws	8.9	15705
ROMAX AC ECO press jaw set SV	Basic set with press jaws type SV (Viega et al.)	15 - 22 - 28	13.4	15740
ROMAX AC ECO press jaw set M	Basic set with press jaws type M (Mapress et al.)	15 - 22 - 28	13.4	15750
ROMAX AC ECO press jaw set TH	Basic set with press jaws type TH (Henco et al.)	16 - 20 - 26	13.4	15730
ROMAX AC ECO press jaw set U	Basic set with press jaws type U (UNICOR et al.)	16 - 20 - 25	13.4	15760

ACCESSORIES

Model	No.
ROCASE 6414 with inlay ROMAX AC ECO	1000001959
Press jaws & press chains starting on 110	



DURA LAZR TEC

The unique laser-hardening process

Long-lasting. Safe. Precise. Our DURA LAZR TEC press jaws set is a new industry standard. The unique ROTHENBERGER laser-hardening process, which is implemented in our own production, provides maximum stability and wear resistance. And, therefore, more safety and a longer service life!

Depth distribution of hardness was tested by the independent test laboratory of the State Materials Testing Institute Darmstadt (MPA).



Partial laser-hardening for highly stressed surfaces

- Ideal accuracy of contour for highest precision during the complete live time
- 40% increase in hardness*

Highest degree of hardness

- ROTHENBERGER press jaws are performing with the highest degree of hardness at high stressed areas
- Even in the case of high burr formation during compression, the wear is reduced to a minimum



100% extended lifetime of the press jaws among other things due to laser hardening*

Parts which have to be flexible stay ductile

Adjustment of the plate

Durability increased by approx. 45%*

**+ 40%
HARDNESS
AT HIGHLY STRESSED
AREAS***

**+100%
PRESS CYCLES
WITH LASER
HARDENING***

ROTHENBERGER press jaws before surface treatment

* in comparison to previous models

Press jaws compact

For ROMAX Compact TT

ROTHENBERGER press jaws with proven material and manufacturing quality for system dependent pressing of fittings up to Ø 40 mm (plastic / multi-layer) and/or up to Ø 28 mm (metal).



DURA LAZR TEC

100% more press cycles with laser hardening*

3-bolt synchronised mechanism

- Highest precision when pressing
- Synchronised run of the jaw lever
- Increased stability and durability
- Open the jaw with just 1 finger!

Batch numbering and individual testing

Secures the high-quality standard of material and press contour

Product identification, simple to read, clear system and nominal size classification



Precision-manufactured contours

For optimum and reliable pressings

Made of forged, highly resilient special steel

Suitable for all press machines with a constant axial thrust of 19–21 kN and compatible press jaw fixture

Permanent bolt

- Without potential weak points / no thread
- Considerable reduction of the breakage risk
- Increased safety

Long-term corrosion protection

Optimum for heavy-duty field operation



Optimised inlet contour

- Adapted power flow
- Less wear and tear

Press jaws compact Ø 35 mm

For ROMAX Compact TT

ROTHENBERGER compact press jaws SV35 and M35 with optimized material and manufacturing quality, suitable for system conforming pressing of metal fittings of Ø 35 mm with the ROMAX Compact TT pressing machine.



DURA LAZR TEC

100% more press cycles with laser hardening*

3-bolt synchronised mechanism

- Highest precision when pressing
- Synchronised run of the jaw lever
- Increased stability and durability
- Open the jaw with just 1 finger!

Product identification, simple to read, clear system and nominal size classification



Precision-manufactured contours

For optimum and reliable pressings

Made of forged, highly resilient special steel

Suitable for all press machines with a constant axial thrust of 19–21 kN and compatible press jaw fixture

Permanent bolt

- Without potential weak points / no thread
- Considerable reduction of the breakage risk
- Increased safety

Long-term corrosion protection

Optimum for heavy-duty field operation



Optimised inlet contour

- Adapted power flow
- Less wear and tear

Model	kg	No.
Press jaw compact, SV35	2.2	1000002266
Press jaw compact, M35	2.2	1000002267

ACCESSORIES

Model	No.
ROCASE 4212 with inlay compact press jaws	1000002655
Press jaw overview starting on	113



* in comparison to previous models

Interchangeable press jaw compact

For ROMAX Compact TT

ROTHENBERGER interchangeable press jaw for system dependent pressing of plastic fittings Ø 12 - 32 mm.

Combine various interchangeable inserts with only one press jaw!



Interchangeable inserts set

3-bolt synchronised mechanism

Synchronised run of the jaw lever enables the jaw to be opened with just one finger

Batch numbering and individual testing

Secures the high-quality standard of material and press contour



Guiding ridge

Safe admittance from interchangeable press jaws

Made of forged, highly resilient special steel

Suitable for all press machines with a constant axial thrust of 19–21 kN and compatible press jaw fixture

Long-term corrosion protection

Optimum for heavy-duty field operation

Model	Inserts Ø mm	No.	Model	Inserts Ø mm	No.
Interchangeable inserts compact set, RFz ¹⁾	16, 20, 25, 32	14849	Interchangeable press jaw compact w/o inserts		1000002134
Interchangeable inserts compact set, U ¹⁾	16, 20, 25, 32	14869	Interchangeable press jaw + set, RFz	12, 16, 20	1000002135
Interchangeable inserts compact set, TH ¹⁾	16, 20, 26, 32	14895	Interchangeable press jaw + set, CO	12, 16, 20	1000002136

¹⁾ Can only be used with interchangeable press jaw No. 1000002134 (sucessor of No. 014880X)!

Press jaws standard

For ROMAX 4000, ROMAX 3000 AC and ROMAX AC ECO

ROTHENBERGER press jaws with proven material and manufacturing quality, for system conforming pressing of fittings up to Ø 40 mm (plastic / multi-layer) and/or up to Ø 54 mm (metal).

DURA LAZR TEC

100% more press cycles with laser hardening*

3-bolt synchronised mechanism

- Highest precision when pressing
- Synchronised run of the jaw lever
- Increased stability and durability
- Open the jaw with just one finger!

Batch numbering and individual testing

Secures the high quality standard of material and press contour

Product identification, simple to read, clear system and nominal size classification



Precision-manufactured contours

For optimum and reliable pressings

Made of forged, highly resilient special steel

Suitable for all press machines with a constant axial thrust of 32–34 kN and compatible press jaw fixture

Permanent bolt

- Without potential weak points / no thread
- Considerable reduction of the breakage risk
- Increased safety

Long-term corrosion protection

Optimum for heavy-duty field operation

Optimised inlet contour

- Adapted power flow
- Less wear and tear



Press jaw overview starting on 113

Press jaws standard 3-elemental

For ROMAX 4000, ROMAX 3000 AC and ROMAX AC ECO

ROTHENBERGER 3-elemental press jaws with proven material and manufacturing quality, for system dependent pressing of M42/M54 fittings and TH50/TH63 fittings.



Made of forged, highly resilient special steel

Suitable for all press machines with a constant axial thrust of 32–34 kN and compatible press jaw fixture

Precision-manufactured contours

For optimum and reliable pressings

DURA LAZR TEC

100% more press cycles with laser hardening*

3-bolt synchronised mechanism

- Highest precision when pressing
- Synchronised run of the jaw lever
- Increased stability and durability
- Open the jaw with just 1 finger!

3-elemental system

- Easy handling / assembling
- Optimized power distribution



Wide jaw mouth for easy assembling of the jaw on the fitting



Model	kg	No.	Model	kg	No.
Press jaws standard 3-elemental, M42	4.8	1000001273	Press jaws standard 3-elemental, TH50	4.8	1000001810
Press jaws standard 3-elemental, M54	4.8	1000001274	Press jaws standard 3-elemental, TH63	4.8	1000001811

Press jaws standard sets

ROTHENBERGER press jaws up to Ø 54 mm in the stable ROCASE case system



Effective

Enough space for up to 7 press jaws in the ROCASE 4414 up to Ø 63 mm

Effective

Enough space for up to 4 press jaws in the ROCASE 4212 up to Ø 32 mm

Variable

Enough space for all standard and compact press jaws in the ROCASE 4414 up to Ø 63 mm



ROCASE case system

Stack, click, transport

Model	Press jaws Ø mm	kg	No.
Press jaw standard set, SV	15 - 22 - 28	6.8	1000002068
Press jaw standard set, SV	15 - 18 - 22 - 28	8.7	015060X
Press jaw standard set, SV	42 - 54	10.5	015080X
Press jaw standard set, M	15 - 22 - 28	6.7	1000002067
Press jaw standard set, M	15 - 18 - 22 - 28	8.6	015062X
Press jaw standard set 3-elemental, M	42 - 54	12.0	1000001502
Press jaw standard set, TH	16 - 20 - 26	8.7	015063X
Press jaw standard set, U	16 - 20 - 25	7.3	1000002069
Press jaw standard set, G	16 - 20 - 26 - 32	8.8	015068X
Press jaw standard set, VP	16 - 20 - 25 - 32	9.4	015072X
Press jaw standard set, BE	16 - 20 - 26	8.7	1000002065
ROCASE 4414 with inlay up to 7 press jaws		1.5	1000001807
ROCASE 4212 with inlay up to 4 press jaws		1.6	1000001808

ROCASE starting on 339

Press chains standard

For ROMAX 4000, ROMAX 3000 AC and ROMAX AC ECO

Suitable for press machines with a constant, axial pressing force of 32 - 34 kN and the appropriate compatible press jaw fixture. For the system conforming pressing of fittings from Ø 42 mm up to Ø 54 mm (metal) and/or from Ø 40 mm up to Ø 110 mm (multi-layer).



DURA LAZR TEC

100% more press cycles with laser hardening*



Fig. press chain SV54

Precision-manufactured contours

For optimum and reliable pressings

Clamping technology

Self-clamping press chain

3 segments

- For an optimum force distribution on the fitting
- Two flexible elements for an optimal material flow on the fitting

Low weight

Comfortable operation even over long periods of work

Made of forged, highly resilient special steel

Suitable for all press machines with a constant, axial force of 32 - 34 kN and compatible press jaw fixture

3-bolt synchronised mechanism

Synchronised run of the jaw lever enables the jaw to be opened with just one finger

Batch numbering and individual testing

Secures the high-quality standard of material and press contour

Long-term corrosion protection

Optimum for heavy-duty field operation





Fig. intermediate jaw ZBS1

Opening of the press chain up to 180° allows assembling even in confined spaces

Closing the press chain

Gripping the press chain with intermediate jaws



Press chain sets include: Press chains according to the table, intermediate jaw ZBS1 (No.1000001126), ROCASE case system 4212 (No.1000001960)


Model	Press chains Ø mm	kg	Ⓜ	No.
Press chain set, SV with intermediate jaw ZBS1	42-54	7.3	1	1000001501
Press chain set, M with intermediate jaw ZBS1	42-54	7.3	1	1000001500
Intermediate press jaw ZBS1	For press chains SV, M and U up to Ø 54 mm	2.1	1	1000001126
Press chain standard, M	42 for ZBS1	1.3	1	1000001391
Press chain standard, M	54 for ZBS1	1.5	1	1000001392
Press chain standard, SV	42 for ZBS1	1.3	1	1000001393
Press chain standard, SV	54 for ZBS1	1.5	1	1000001394

Press chains overview starting on 113

System	Nominal size	Press jaws compact	Interchangeable insert compact <small>Use only in combination with interchangeable jaws (No. 1000002134)</small>	Press jaws standard	Press chains standard <small>Only to be used with intermediate jaw ZBS1 (No. 1000001126) for SV, M, Ø 42-54 mm or ZBS2 (No. 100000123) for U Ø 63, 75, 90, 110 mm</small>	
A		Metal / NE-Metal				
	A1/2"	—	—	015222X		
	A3/4"	—	—	015223X		
	A1"	—	—	015224X		
	A1 1/4"	—	—	015225X		
	A1 1/2"	—	—	015226X		
	A2"	—	—	015227X		
M						
	M12	015151X	—	015101X		
	M15	015152X	—	015102X		
	M18	015153X	—	015103X		
	M22	015154X	—	015104X		
	M28	015155X	—	015105X		
	M35	1000002267	—	015106X		
	M42	—	—	1000001273	1000001391	
	M54	—	—	1000001274	1000001392	
	V/SV					
	V/SV12	015261X	—	015211X		
	V/SV14	015269X	—	015219X		
	V/SV15	015262X	—	015212X		
	V/SV16	015260X	—	015220X		
	V/SV18	015263X	—	015213X		
	V/SV22	015264X	—	015214X		
	V/SV28	015265X	—	015215X		
	V/SV35	1000002266	—	015216X		
	V/SV42	—	—	015217X	1000001393	
	V/SV54	—	—	015218X	1000001394	
	R(H)		PEX / Multi-layer			
		R12	—	14863	015339X	
R14		015370X	14864	015330X		
R16		015371X	14865	015331X		
R17		015378X	14866	015333X		
R18		015379X	14867	015334X		
R20		015374X	14868	015335X		
R25		015380X	14707	015338X		
R26		015376X	14708	015336X		
R32		015377X	14709	015337X		
RFz						
	RFz12	—	14822	1000000173		
	RFz16	015180X	14823	015161X		
	RFz18	—	1000000124	—		
	RFz20	015181X	14824	015162X		
	RFz25	015182X	14825	015163X		
	RFz26	—	1000000125	—		
	RFz32	015183X	14826	015164X		
TH						
	TH14	015395X	14842	015321X		
	TH16	015385X	14843	015322X		
	TH18	015398X	14844	015323X		
	TH20	015389X	14845	015324X		
	TH25	015399X	14846	015325X		
	TH26	015391X	14847	015326X		
	TH32	015393X	14848	015327X		
	TH40	015401X	—	015328X		
	TH50	—	—	1000001810		
	TH63	—	—	1000001811		
THG	THG32	1000000236	—	1000000235		
THT	THT32	015393H	—	015329X		


For more information visit rothenberger.com

Overview system approvals

		Nominal size	Press jaws compact	Press jaws standard	Interchangeable insert compact Use only in combination with interchangeable jaws (No. 1000002134)	PIPELIFE RADOPRESS	POLYSAN Press-System	Prandelli, MULTYRAMA	Raccorderie Metalliche Inoxpress, Steepress	Raccorderie Metalliche, Aespres	Raccorderie Metalliche Inoxpress Gas	RIQUIERA A SERTIR	ROTH SISTEMA ROTHAPRESS	Roth-Roth Rohr-Installationssysteme	Sanha 3Frit-PRESS SYSTEM 14 mm - 63 mm	SANHA NiroSan Serie 9000, 17000 Gas, 18000, 19000	SANHA Press Serie 10000, 11000 Gas, 12000, 13000	SANHA PURAPRESS Serie 8000	SANHA-NiroSan-Press-system Chronimo	Simplex SiRoCon Cu / E	Simplex SiRoCon PPSU H	Simplex SiRoCon PPSU TH	SSF-Rolltec Delphi-Press, STS Systemtechnik	THERMOVAL	THERMOSMART	Tiemme, Cobrapress		
M	M12	015151X	015101X																									
	M15	015152X	015102X																									
	M18	015153X	015103X																									
	M22	015154X	015104X																									
	M28	015155X	015105X																									
	M35	1000002267	015106X																									
M42		1000001273																										
M54		1000001274																										
V/SV	V12	015261X	015211X																									
	SV14	015269X	015219X																									
	SV15	015262X	015212X																									
	SV16	015260X	015220X																									
	SV18	015263X	015213X																									
	SV22	015264X	015214X																									
	SV28	015265X	015215X																									
	SV35	1000002266	015216X																									
	SV42		015217X																									
	SV54		015218X																									
G	G16	015362X	015302X																									
	G20	015364X	015304X																									
	G26	015366X	015306X																									
	G32	015367X	015307X																									
	G40	015368X	015308X																									
HA	HA16	015580X	015280X																									
	HA20	015581X	015281X																									
	HA26	015582X	015282X																									
	HA32	015583X	015283X																									
	HA40		015284X																									
R (H)	R12		015339X	14863																								
	R14	015370X	015330X	14864																								
	R16	015371X	015331X	14865																								
	R17	015378X	015333X	14866																								
	R18	015379X	015334X	14867																								
	R20	015374X	015335X	14868																								
	R25	015380X	015338X	14707																								
	R26	015376X	015336X	14708																								
	R32	015377X	015337X	14709																								
	RFz	RFz12		1000000173	14822																							
RFz16		015180X	015161X	14823																								
RFz20		015181X	015162X	14824																								
RFz25		015182X	015163X	14825																								
RFz32		015183X	015164X	14826																								
TH	TH14	015395X	015321X	14842																								
	TH16	015385X	015322X	14843																								
	TH18	015398X	015323X	14844																								
	TH20	015389X	015324X	14845																								
	TH25	015399X	015325X	14846																								
	TH26	015391X	015326X	14847																								
	TH32	015393X	015327X	14848																								
	TH40	015401X	015328X																									
	THG32	1000000236	1000000235																									
	U	U14	015351X	015311X	14832																							
U16		015352X	015312X	14833																								
U18		015353X	015313X	14834																								
U20		015354X	015314X	14835																								
U25		015355X	015315X	14836																								
U32		015357X	015317X	14838																								
U40		015358X	015318X																									
U40		015358X	015318X																									
RC	RC26	015277X	015271X	14837																								
	VP																											
VP	VP14	015530X	015230X	14882																								
	VP16	015531X	015231X	14883																								
	VP20	015532X	015232X	14884																								
	VP25	015533X	015233X	14885																								
	VP32	015534X	015234X	14886																								
	VP32	015534X	015234X	14886																								

The above release table reflects the status quo at the time this catalogue went to press, which may be subject to technical changes. For latest compatibility information, please check out the ROTHENBERGER Pressnavigator app for your smartphone.

Overview system approvals

		Nominal size	Press jaws compact	Press jaws standard	Interchangeable insert compact Use only in combination with interchangeable jaws (No. 1000002134)	TIEMME, SERIE PA / PG	Tradesa Serie 700	Ulrich VARIOFLEX HAKA-PRESS, UPONOR UNIPipe, UNICORE, Airpipe	Valsir PEXAL	Vescal, Metalplast	VIEGA PROFIPRESS G	Viega Profipress Sanpress, Sanpress INOX PLUS	Viega sanfix FOSTA, P, PLUS	Vliessmann	VSH X-Press Carbon Stainless, Copper	VSH SudoPress Carbon Stainless, Copper	VSH Skin Press	VSH Skin Press PPSU, Skin Press Gas	Watts MTR Art press	Wavin Aquatecnic Tigris	Wavin FUTURE 1/2 TIGRIS Alupex / Blue	WEFA PLASTIC, WEFA PRESS	Winkler</
--	---	--------------	--------------------	---------------------	--	-----------------------	-------------------	---	--------------	--------------------	--------------------	---	-----------------------------	------------	--------------------------------------	--	----------------	-------------------------------------	---------------------	-------------------------	---------------------------------------	--------------------------	-----------



Threading & grooving

System overview	124 - 125
Threading manual	126 - 129
Threading electric	130 - 140
Accessories threading	141
Roll grooving	142 - 143



Threading & grooving

System overview

Threader manual

	SUPER CUT sets 1/2 - 1.1/4"	SUPER CUT sets 3/8 - 1.1/4"	SUPER CUT sets 3/8 - 2"	SANI KIT 1/2 - 1"
				
Operation mode:	Handed / manual	Handed / manual	Handed / manual	Handed / manual
Working range:	1/2 - 1.1/4"	3/8 - 1.1/4"	3/8 - 2"	1/2 - 1"
Handle:	1 pc.	2 pcs.	3 pcs.	2 pcs.
Thread type:	BSPT - NPT	BSPT - NPT	BSPT - NPT	BSPT - NPT
Number of die heads:	4 pcs.	Up to 5 pcs.	Up to 7 pcs.	3 pcs.
Number of threading dies:	-	-	-	-
Power:	-	-	-	-
Weight:	5.1 kg	6.2 kg	11.4 kg	8.2 kg
Page	126 - 127	126 - 127	126 - 127	128 - 129





Threader electric

	SUPERTRONIC 1250	SUPERTRONIC 2000
		
Operation mode:	Handed / electric	Handed / electric
Working range:	1/2 - 1.1/4"	1/2 - 2"
Thread type:	BSPT - NPT	BSPT - NPT
Number of die heads:	4 pcs.	6 pcs.
Number of threading dies:	-	-
Power:	800 W	1,010 W
Weight:	12.8 kg	14.5 kg
Page	130 - 131	132 - 133

Threading & grooving

System overview

Threader stationary

	ROPOWER 50 R	SUPERTRONIC 2 SE	SUPERTRONIC 3 SE	SUPERTRONIC 4 SE
				
Operation mode:	Stationary	Stationary	Stationary	Stationary
Working range:	1/2 - 2"	1/2 - 2"	1/2 - 3"	1/2 - 4"
Thread type:	BSPT, NPT, BSPP, BSW, metric	BSPT, NPT, BSPP, BSW, metric	BSPT, NPT, BSPP, BSW, metric	BSPT, NPT, BSPP, BSW, metric
Number of die heads:	1 pc.	1 pc.	2 pcs.	2 pcs.
Number of threading dies:	2 pcs.	2 pcs.	3 pcs.	3 pcs.
Power:	1,150 W	1,150 W	1,700 W	1,750 W
Weight:	88.5 kg	68.5 kg	100 kg	120 kg
Page	136 - 137	138 - 139	138 - 139	138 - 139

Roll grooving machines

	Hand roll groover 1-12"	ROGROOVER 1-6"	ROGROOVER 1-12"
			
Operation mode:	Handed-manual / handed-electric	Handed-electric / stationary	Stationary
Working range:	1 - 12"	1 - 6"	1 - 12"
Drive unit:	SUPERTRONIC 1250 / 2000	SUPERTRONIC 2000 / 2 - 4SE	Motor
Wall thickness:	Up to 10 mm	Up to 10 mm	Up to 10 mm
Pressure rollers included:	1 pc.	1 pc.	3 pcs.
Power:	800 W / 1,010 W	1,010 W / max. 1,750 W	1,500 W
Transportation frame:	-	- / -	optional
Weight:	12.0 kg / max. 18.2 kg	14.5 kg / max. 134.5 kg	175.0 kg
Page	142	142	143

SUPER CUT

Ratchet threader Ø 1/4 - 2"

For production of precise and reliable thread connections according to EN 10226 on threaded pipe according to EN 10255 M / H



Product profile

APPLICATION AREA

For threading of BSPT right: Ø 1/4 - 2"

KEY FEATURES

- Slim, compact design with excellent overall size, ratchet angle of 22.5°
- Easy operation in hard-to-reach places with the offset lever
- Convenient, lockable reversal of the ratchet direction
- Extremely long service life
- Simple insertion and removal of die heads
- Secure hold with retainer locking
- Perfect centering through the long pipe guide is ensured
- Optimised cutting geometry allows a gentle first cut and excellent chip discharge

Power optimisation with the offset hand lever!

Quick change die heads

Secure hold

Positive octagonal universal drive with retainer locking

Fits all ROTHENBERGER manual and power threaders

Simple insertion and removal of the die heads



Long lever
Optimum force transfer

Offset lever
Easy operation in hard-to-reach places

Quick adjustment

Convenient, lockable reversal of the ratchet direction

Made of high quality tempered steel

Extremely long service life

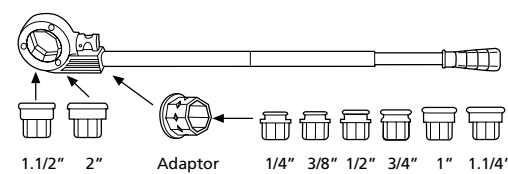
SUPER CUT when working at the building site



Monoblock - adaptor (No. 600011500)

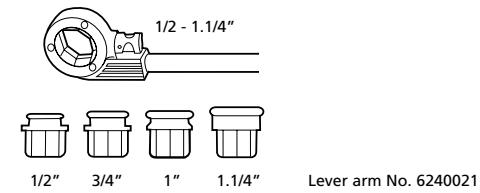


With ratchet handle 1/4" - 2" the attachment of the 1/4" - 1.1/4" die head results with the use of the adaptor (No. 600011500)



SUPER CUT sets Ø 1/2 - 1.1/4"

With ratchet handle (small octagonal drive, No. 070840X) and die heads in plastic carrying case (No. 70780)

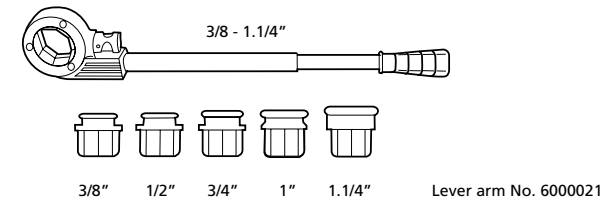


Model	Description	kg	No.
BSPT R	1/2" - 3/4" - 1"	4.2	070780X
BSPT R	1/2" - 3/4" - 1" - 1.1/4"	5.1	070781X



SUPER CUT sets Ø 3/8 - 1.1/4"

With ratchet handle (small octagonal drive, No. 070840X) and die heads in ROCASE 4414 (No. 1300003541)

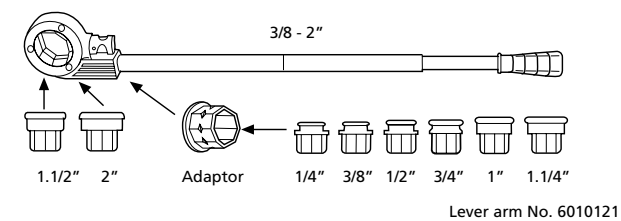


Model	Description	kg	No.
BSPT R	3/8" - 1/2" - 3/4" - 1" - 1.1/4"	6.2	070790X



SUPER CUT sets Ø 3/8 - 2"

With ratchet handle (large octagonal drive, No. 71272), die head adaptor (No. 71273) and die heads in ROCASE 4414 (No. 1300003541)




Model	Description	kg	No.
BSPT R	3/8" - 1/2" - 3/4" - 1" - 1.1/4" - 1.1/2" - 2"	11.4	070891X
BSPT R	1/2" - 3/4" - 1" - 1.1/4" - 1.1/2" - 2"	10.8	070892X



ACCESSORIES

Description	No.
Die heads 1/4 - 2"	134
Dies 1/4 - 2"	134
Cutting fluid	135
Pipe roughing wrench	141



SANI KIT

Tool set in sturdy plastic carrying case

Ideal for repair and installation jobs requiring complete steel pipe processing



Product profile	
APPLICATION AREA	
Cutting:	Up to Ø 1.1/4"
Thread cutting:	Up to Ø 1"
Assembly, screwing, loosening, sealing of thread connections:	Up to Ø 1.1/4"

KEY FEATURES
● Light and easy to use, always within reach
● Secure guiding of the cutter wheel on the pipe
● Reliable grip with the s-shaped jaw
● Firm grip even with heavy-duty use
● Long service life
● Precise thread cutting to approved standards
● Perfect alignment

Steel pipe cutter Super 1.1/4"

Wide rollers

Secure guiding of the cutter wheel on the pipe

6

Corner pipe wrench Super S

Slim, s-shaped jaw

Firm grip



SUPER CUT ratchet threader

With SUPER CUT ratchet handle 1.1/4"

Perfect alignment

Small outer octagon, BSPT R 1/2 - 3/4 - 1"

Precise thread cutting to approved standards

Water pump pliers type SP

With heavy duty box joint, chrome vanadium steel, drop-forged and tempered

Long service life

Polished head and joint

Firm grip even with heavy-duty use

SANI KIT

Tool carrying case

Ideal for repair and installation jobs requiring complete steel pipe processing



The ideal installation set!

SANI KIT when working at the building site with RONOL



10-part set (No. 70600) includes: SUPER CUT ratchet threader 1.1/4" (No. 070840X), quick-change die heads BSPT R 1/2" (No. 070823X) - 3/4" (No. 070824X) - 1" (No. 070825X), steel pipe cutter SUPER 1.1/4" (No. 70040), water pump pliers type SP 10" (No. 70528), corner pipe wrench 1" (No. 070122X) as well as teflon tape (No. 855360), in plastic carrying case

Model	kg	No.
SANI KIT tool set	8.2	70600



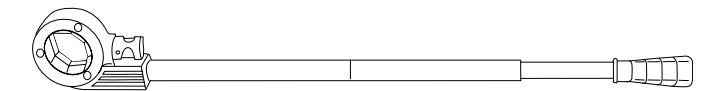
6

SUPER CUT ratchet arm

With offset adaptor



Direct seating for die heads	via adaptor for die heads	Handle	kg	No.
1/4" - 1.1/4"	-	2 pcs.	1.7	070840X
1.1/2" - 2"	1/4" - 1.1/4"	3 pcs.	2.5	71272



Ratchet handle No. 71272

ACCESSORIES

Description	No.
Die heads 1/4 - 2"	134
Dies 1/4 - 2"	134
Cutting fluid	135
Pipe roughing wrench	141



Threading & grooving

Threading electric

SUPERTRONIC 1250

Power threader Ø 1/4 - 1.1/4"

For quick and effortless production of precise and reliable thread connections to approved standards



Product profile	
APPLICATION AREA	
For threading of	
BSPT right:	Ø 1/2 - 1.1/4"
Optional (not included in set):	Ø 1/4", 3/8"
NPT:	Ø 1/4 - 1.1/4"
KEY FEATURES	
<ul style="list-style-type: none"> ● Ideal for confined spaces (corners, shafts) ● Sturdy and light, even with heavy-duty use ● Compact gear housing with excellent overall size ● High power transmission, quiet running with long service life ● Tough, rugged and durable ● Weight reduction and easy handling 	

KEY FEATURES	
<ul style="list-style-type: none"> ● Die head can be used in both directions (left and right) ● Stable speed by forward and reverse motion 	
TECHNICAL DATA	
Threading speed:	15 - 20 rpm
Rapid reverse speed:	27 rpm
Performance:	800 W
Current:	230 / 110 V
Weight:	4.9 kg
Dimensions:	456 x 168 x 76 mm

6



Suitable for field operation, small shaped head (11 cm)

Ideal for confined spaces (corners and shafts)

5-axe helical gear

High power transmission, quiet running and long service life

Fibreglass reinforced plastic gear housing

Tough, rugged and durable

Ideal for portable operation due to its compact design and weight of only 4.9 kg



Small head shape (11 cm)



Pipe roughing



Threading & grooving

Threading electric

SUPERTRONIC 1250 set

Set includes: SUPERTRONIC 1250 up to Ø 1.1/4" with forged pipe clamp (No. 865008700), precision die heads complete in plastic carrying case (No. 995858100)

Small - Fast - Light



Pipe clamp

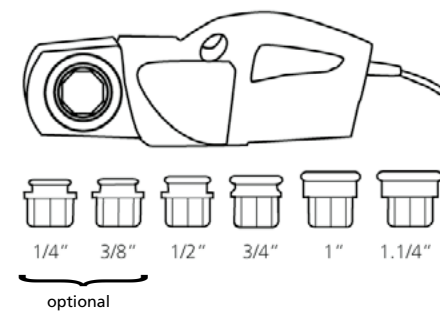
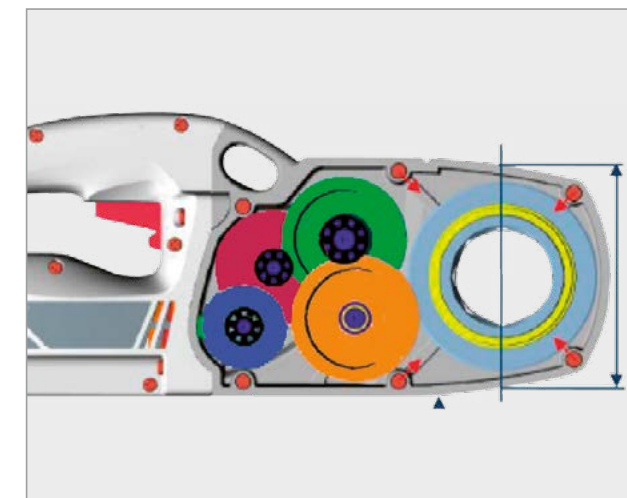


Fig. SUPERTRONIC 1250 set (No. 71450)

6

Model	Description	kg		230 V	110 V
SUPERTRONIC 1250 set, BSPT	1/2 - 3/4 - 1 - 1.1/4"	14.5	1	71450	71451
SUPERTRONIC 1250 set, NPT	1/2 - 3/4 - 1 - 1.1/4"	13.0	1	71454	71453
SUPERTRONIC 1250	with forged pipe clamp, without die heads	3.9	1	71470	
Pipe clamp for SUPERTRONIC 1250	Up to max. 1.1/4"	1.6	1	865008700	865008700

Helical gears for maximum power (800 W)



Portable, fast and easy steel pipe processing



ACCESSORIES

Description	
Die heads 1/4 - 2"	134
Dies 1/4 - 2"	134
Cutting fluid	135
Pipe roughing wrench	141



Threading & grooving

Threading electric

SUPERTRONIC 2000

Power threader Ø 1/4 – 2"

For quick and effortless production of precise and reliable thread connections to approved standards



Product profile

APPLICATION AREA

For threading of
BSPT right: Ø 1/4 - 2"
NPT: Ø 1/4 - 2"
High reduction gears with spur wheel teeth, induction tempered, 7 parallel gear shafts, each ball bearing mounted
High, consistent power transmission when fully loaded
Performance:
 Strong 1,010 W motor, double insulated with VDE and CEE, interference free for reliable long-term use
Threading speed:
 15 - 25 rpm, rapid reverse 60 rpm (4 x faster reverse with reverse drive)
Maintenance friendly with continuous lubrication

KEY FEATURES

- Secure grip in both turning directions with the hardened, interlocking prism pipe clamp
- Die heads are held firmly in place through direct seating with tension ring locking
- Off-set die head mounting allows for threading even close to walls
- Ideal for confined spaces (corners and shafts)
- User-friendly work with the large mechanism for switching directions
- Reliable motor for long-term use



Easy insertion of the die heads



Use with roll grooving tool ROGROOVER



ROFIX adaptor (No. 71271)



High reduction gears



Threading & grooving

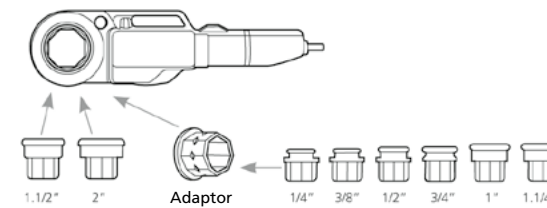
Threading electric

SUPERTRONIC 2000 set

Set includes: SUPERTRONIC 2000 with pipe clamp (No. 71280), ROFIX adaptor (No. 71271), and precision die heads, ROCASE 6414 (No. 1300003336) with inlay



Can also be used in combination with a roll grooving tool!



Model	Description	kg		230 V	110 V
SUPERTRONIC 2000 set, BSPT R	1/2" - 3/4" - 1" - 1.1/4" - 1.1/2" - 2"	14.5	1	71256	71258
SUPERTRONIC 2000 set, NPT	1/2" - 3/4" - 1" - 1.1/4" - 1.1/2" - 2"	14.5	1	71257	71259
SUPERTRONIC 2000	with forged pipe clamp, without die heads	6.8	1	71250	71251
SUPERTRONIC 2000 set	in ROCASE with ROFIX and forged pipe clamp	11.2	1	1000002011	1000002016

Work in confined spaces



Die heads with the tripod universal workbench



ACCESSORIES

Description	
Die heads 1/4 - 2"	134
Dies 1/4 - 2"	134
Cutting fluid	135
Pipe roughing wrench	141



Threading & grooving

Threading electric

Precision die heads

With enlarged shaving discharge chambers

For faster threading, reinforced locking plate and precise die seating. Fits in ROTHENBERGER SUPERTRONIC 1000, SUPERTRONIC 1250, SUPERTRONIC 2000 and SUPER CUT threaders

Threading die heads with optimized geometry

Reduced effort of up to 10% for person and machine

Precision threading dies

Special viscous hard steel with long service life

Big chamber

Faster and easier removal of metal chips



Fully automatic production process

Reduced production tolerances to increase the service life by up to 10%

Extra wide and exchangeable threading dies

Highest demands and long service life

Forcelocked octagonal universal drive with snap ring locking

Easy and tool-free assembly with secure hold



Product profile

KEY FEATURES

- Threading die heads with optimized geometry to reduce the effort by up to 10% for person and machine
- Reduced manufacturing tolerance for quicker performance
- Interchangeable threading dies to increase economic efficiency
- Quick change threading die heads with secure holding for SUPER CUT, SUPERTRONIC 1250 and 2000 models

BSPT R	No.	NPT	No.
1/4"	070821X	1/4"	070907X
3/8"	070822X	3/8"	070908X
1/2"	070823X	1/2"	070912X
3/4"	070824X	3/4"	070913X
1"	070825X	1"	070914X
1.1/4"	070826X	1.1/4"	070915X
1.1/2"	070842X	1.1/2"	070849X
2"	070843X	2"	070850X

Threading dies

Precision threading dies

- Gentle first cut, extremely long life, 4 pieces / pack
- Optimum results are achieved with original ROTHENBERGER thread cutting fluid



BSPT R	No.	NPT	No.
1/4"	070831X	1/4"	070916X
3/8"	070832X	3/8"	070917X
1/2"	070833X	1/2"	070918X
3/4"	070834X	3/4"	070919X
1"	070835X	1"	070920X
1.1/4"	070836X	1.1/4"	070921X
1.1/2"	070869X	1.1/2"	070945X
2"	070870X	2"	070946X

ROFIX adaptor

Fits small external octagonal die heads from Ø 1/4 - 1.1/4"

- Easy insertion of the die head with tension ring locking



Model	kg	No.
ROFIX adaptor with tension ring locking	0.8	71271

Threading & grooving

Threading electric

RONOL

High-performance cutting oil

Product profile

KEY FEATURES

- Excellent cooling and lubricating properties
- Durability of the threading die is increased considerably
- For perfect, clean threads
- Safe for skin contact
- Also suitable as cold lubrication when cutting metal

TECHNICAL DATA

Mineral-based oil

For threading of all materials including stainless steel
Emulsifying agent enables easy rinsing of the pipeline without unhealthy polychlorinated biphenyl (PCB)

Mineral-based cutting oil is not permitted for drinking water installations - Please check your national regulations!

Model	Contents	kg	12	No.
RONOL spray can	600 ml	0.58	12	65008
RONOL canister	5 l	4.60	4	65010



RONOL SYN

High-performance cutting fluid

Product profile

KEY FEATURES

- Excellent cooling and lubricating properties
- Able to handle high pressure
- Longer life for the cutting tool
- Safe for skin contact
- Also suitable as cold lubrication when cutting metal

TECHNICAL DATA

No mineral-based oils, purely synthetic: developed and approved for drinking water and plumbing installations. DVGW tested.

100% water soluble, physiologically neutral, silicone-free: easily washable

Emulsifying agent enables easy rinsing of the pipeline

No build-up of shavings: perfect cooling quality

Good corrosion protection: no rusting

Undiluted application

High polymer, without EP-additives such as sulphur, phosphorus or chlorine: increased cutting performance

Model	Contents	kg	12	No.
RONOL SYN spray can	600 ml	0.75	12	65013
RONOL SYN canister	5 l	5.20	4	65015



ROPOWER 50 R

Portable compact threader Ø 1/4 - 2"

Quick and effortless production of precise and reliable pipe and bolt threads to approved standards



Product profile

APPLICATION AREA

Use on building sites, for repairs and service, industrial use and for installation work

For threading of:

BSPT right, EN 10226, ISO 7-1:	Ø 1/4 - 2"
NPT, ASME B1.20.1:	Ø 1/4 - 2"
BSPP, ISO 228-1, DIN 259:	Ø 1/2 - 2"
BSW, B. S 84:	Ø 3/8 - 2"
Metric, ISO 261, DIN 13:	Ø 10 - 24 mm

KEY FEATURES

- Quick and reliable threading, trimming, deburring, and grooving
- Effortless and comfortable transport with the light, navigable working carriage, which also serves as a workbench
- Complete pre- and post-processing of pipes
- Easy to maintain machine design
- Die head type R (automatic with integrated oil feed)
- Portable transport frame (standard)

TECHNICAL DATA

Performance:	1,150 W
Speed:	40 rpm
Weight:	68 kg
Dimensions (L x W x H):	535 x 430 x 340 mm

Pre- and post-processing of pipes

Self-centering pipe cutter

Precise cuts

Internal deburrer, snap in, 3-blade

Burr-free work

Impact hammer chuck with maximal clamping-force

No pipe slippage

Self-centering rear chuck

Quick and precise alignment of the pipe

Easy to maintain machine design

Motor double insulated in accordance with VDE

Safe operation

Stable high torque motor

Constant power transferral

Off-set spindle lubrication

Easy maintenance

Machine slightly angled

Reduced oil consumption, oil coating in pipe interior is avoided

Original RIDGID²⁾ threading dies can optionally be used!



Geared oil pump with filter system and adjustable fluid qualities

Constant oil flow quantities

Large plastic shavings collection trough

Easy to clean

ROPOWER 50 R

Set includes: ROPOWER 50 R, automatic die head 1/2" - 2" (No. 56052), SS dies BSPT 1/2" - 3/4" (No. 056370X), 1" - 2" (No. 056371X), safety foot switch (No. 56335), collapsible stand (No. 56051), tool

Transportation frame

(Included in delivery)

Carriage with storage space and a mount for the foot switch

Clearly arranged work

Collapsible undercarriage

Comfortable transport

With 2 plastic wheels

High mobility

Safety foot switch (No. 56335)

Increased safety

Automatic die head with integrated oil supply



High mobility



Thread roughing



Cost-effective production of grooves



Die head type R

Automatic die head with integrated oil feed

Long life of the die heads

Optimal lubrication and cooling of the die heads

Long life of the die heads

Fig. collapsible stand (No. 56051) included in delivery!

Model	Volt	⊞	kg	No.
ROPOWER 50 R with automatic die head:				
BSPT R 1/2 - 3/4", 1-2"	230 V	1	88.5	56050
BSPT R 1/2 - 3/4", 1-2"	110 V	1	88.5	56045
BSPP R 1/2 - 3/4", 1-2"	230 V	1	88.5	56057
NPT 1/2" - 3/4", 1-2"	230 V	1	88.5	56015
Collapsible stand ROPOWER 50 R		1	19.2	56051
Spare cutting wheel (PANDA 40, PANDA 90, PISET 3 SG, Nr. 6 SC 2 S, 2 SE, 3 S, 3 SE, 4 S, 4 SE)		1	0.02	70074
Supporting bolt for transport frame (4 pcs.)			0.7	56049
Supporting legs (4 pcs.)			5.0	56488

ACCESSORIES

Description	📖	No.
Cutting fluid	135	
Automatic die heads	140	
Threading dies	140	
NIPPEL MAX	141	
Pipe roughing wrench	141	56500
ROGROOVER 1-6"	142	56505



Threading & grooving

Threading electric

SUPERTRONIC 2 SE / 3 SE / 4 SE

Compact threader Ø 1/4 - 4"

Reliable and proven for constant professional use



Product profile

APPLICATION AREA

- Ideal for portable and stationary threading in the workshop, on-site, for repairs and service, trade and industry, pipeline construction as well as for sanitary and heating installations
- Universal application, with or without stand, i.e. on a workbench

For threading of:

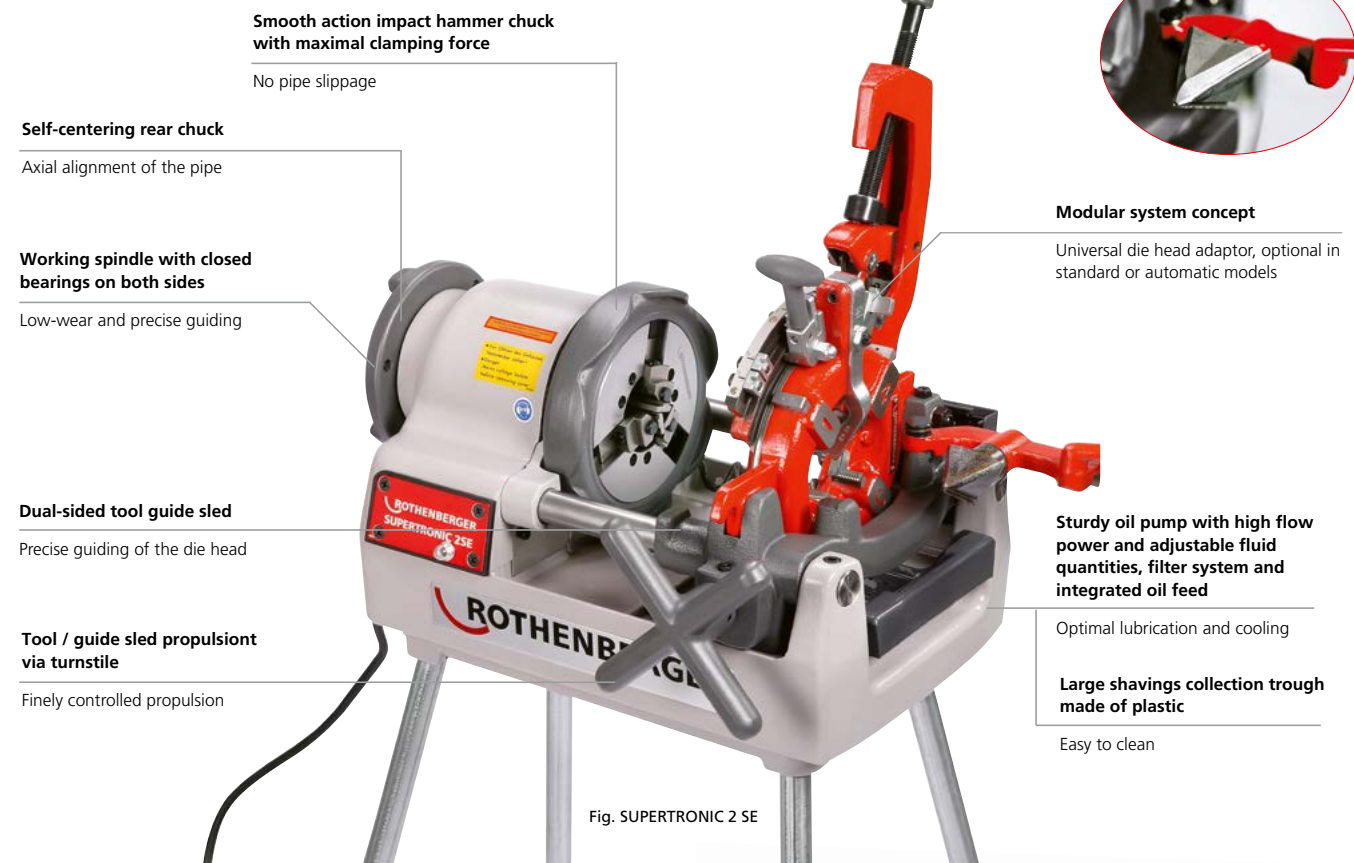
BSPT right, EN 10226, ISO 7-1:	Ø 1/4 - 2"
NPT, ASME B1.20.1:	Ø 1/4 - 2"
BSPP, ISO 228-1, DIN 259:	Ø 1/2 - 2"
BSW, B. S 84:	Ø 3/8 - 2"
Metric, ISO 261, DIN 13:	Ø 10 - 36 mm
	Ø 10 - 24 mm (2 SE)

KEY FEATURES

- Universal die head seating (standard or automatic)
- Precise guiding of the die head
- Low-wear and precise guiding
- Fast axial alignment of the pipe
- No pipe slippage due to impact hammer chuck
- Burr-free work

Can also be used in combination with a roll grooving tool!

6



Impact hammer chuck with inter-changeable clamping jaw, optimal clamping properties through flexible adjustment and broad support



Automatic die heads with quick adjustment of thread size, automatic thread length and finely adjustable thread depth without recentering



Threading & grooving

Threading electric

SUPERTRONIC 2 SE

Compact threader Ø 1/2 - 2"

Standard die head: 1/2 - 2" (No. 56156)
Automatic die head: 1/2 - 2" (No. 56266)

TECHNICAL DATA

Power:	1,150 W
Speed:	40 rpm
Weight, with die heads:	68 kg
Dimensions (L x W x H):	535 x 430 x 340 mm

Set includes: SUPERTRONIC 2 SE, automatic die head 1/2 - 2" (No. 56165) or automatic die head (No. 56266), SS threading dies 1/2 - 3/4" (No. 56003), 1 - 2" (No. 56007), safety foot switch (No. 56335), supporting legs (No. 56488), tool

SUPERTRONIC 2 SE	kg	230 V
with standard die head	68	56150
BSPT R 1/2 - 3/4", 1 - 2"		
with automatic die head	68	56175
BSPT R 1/2 - 3/4", 1 - 2"		

SUPERTRONIC 3 SE

Compact threader Ø 1/2 - 3"

Standard die head: 1/2 - 2" (No. 56156), 2 - 3" (No. 56104)
Automatic die head: 1/2 - 2" (No. 56266), 2.1/2 - 3" (No. 56288)

TECHNICAL DATA

Power:	1,700 W
Speed:	33 rpm
Weight, with die heads:	100 kg
Dimensions (L x W x H):	650 x 480 x 420 mm

Set includes: SUPERTRONIC 3 SE, standard die heads 1/2 - 2" (No. 56156) or automatic die heads (56266), standard die head 2 - 3" (No. 56104) or automatic die head 2 1/2 - 3" (56288), SS threading dies 1/2 - 3/4" (No. 56003), 1 - 2" (No. 56007), SS threading dies 2 - 3" (No. 56006), SS threading dies 2 1/2 - 3" (No. 56489), safety foot switch (No. 56335), supporting legs (No. 56491), tool

SUPERTRONIC 3 SE	kg	230 V	110 V
with standard die head	100	56250	56253
BSPT R 1/2 - 3/4", 1 - 2", 2 - 3"			
with automatic die head	100	56255	56254
BSPT R 1/2 - 3/4", 1 - 2", 2.1/2 - 3"			

SUPERTRONIC 4 SE

Compact threader Ø 1/2 - 4"

SUPERTRONIC 4 SE with automatic die head

TECHNICAL DATA

Power:	1,750 W
Speed:	22 / 50 rpm
Weight, with die heads:	120 kg
Dimensions (L x W x H):	750 x 540 x 480 mm

Set includes: SUPERTRONIC 4 SE, BSPT automatic die head 1/2 - 2" (No. 56266), BSPT automatic die head 2 1/2 - 4" (No. 56289), SS threading dies 1/2 - 3/4" (No. 56003), SS threading dies 1 - 2" (No. 56007), SS threading dies 2 1/2 - 4" (No. 56294), safety foot switch (No. 56335), supporting legs (No. 56489), tool

SUPERTRONIC 4 SE	kg	230 V	110 V
with automatic die head	120	56465	56475
BSPT R 1/2 - 3/4", 1 - 2", 2.1/2 - 4"			
NPT 1/2 - 3/4", 1 - 2", 2.1/2" - 4"		56466	
Deburrer without holder for 4 SE		56200	
Transport frame for 3 and 4 SE	25	57050	

6



SUPERTRONIC 2 SE	No.
Deburrer without holder for 2 SE	56198
Supporting legs (4 pcs.)	56488



SUPERTRONIC 3 SE	No.
Deburrer without holder for 3 SE	56199



Precision die heads

For machine types ROPOWER 50 R, PANDA, PISET, SUPERTRONIC 2 S, 2 SE, 3 S, 3 SE, 4 S and 4 SE

Product profile

KEY FEATURES

Standard die heads

- Time saving with a simple and quick change of the threading dies
- User-friendly with the locking positioning which eliminates complicated calibration
- Longer life of the dies with the integrated lubrication
- Guaranteed consistent cutting oil film on the pipe surface



Standard die head

Automatic die head

Product profile

KEY FEATURES

Automatic die heads

- Simple and clear operation with the quick-adjustment thread sizes
- Automatic adjustable thread length for serial production
- Flexible work: Each thread size offers individual fine adjustment of the thread depth without recentering dimension change

Please note: The die heads do not include threading dies!

Precision threading dies

High material quality and precise workmanship guarantee easy cutting, clean threads and extremely long service life with outstanding chip discharge. Manufactured from high-quality tempered steel (only available in sets 4 or 5 pieces / pack)



For optimal threading results, use only with original ROTHENBERGER cutting fluid or cutting oil (see 135)

Overview die heads / threading dies

Die heads		Threading dies			ROPOWER 50 R	SUPERTRONIC 2 SE	SUPERTRONIC 3 SE	SUPERTRONIC 4 SE
Thread type	Size	No.	Size	No.				
Automatic die heads suitable for RIDGID¹⁾ threading dies								
BSPT R	1/2 - 2"	56052	1/4 - 3/8"	56369	56379	●		
			1/2 - 3/4"	056370X	56380	●		
			1 - 2"	056371X	N/A	●		
NPT	1/2 - 2"	56053	1/4 - 3/8"	56372	N/A	●		
			1/2 - 3/4"	56373	N/A	●		
			1 - 2"	56374	N/A	●		
BSPP		56054	1/2 - 3/4"	56058	N/A	●	●	●
			1 - 2"	56059	N/A	●	●	●
Automatic die heads suitable for ROTHENBERGER threading dies								
BSPT R	1/2 - 2"	56266	1/2 - 3/4"	56003	56235	●	●	●
			1 - 2"	56007	56236	●	●	●
	2.1/2 - 3"	56288	2.1/2 - 3"	56291	56237	●	●	●
	2.1/2 - 4"	56289	2.1/2 - 4"	56294	56238	●	●	●
NPT	1/2 - 2"	56271	1/2 - 3/4"	56111	56180	●	●	●
			1 - 2"	56112	56181	●	●	●
	2.1/2 - 3"	56268	2.1/2 - 3"	56295	56183	●	●	●
	2.1/2 - 4"	56269	2.1/2 - 4"	56296	56184	●	●	●
ROTHENBERGER standard / manual die heads								
BSPT R	1/4 - 3/8"	56153	1/4 - 3/8"	56001	56135	●	●	●
	1/2 - 2"	56156	1/2 - 3/4"	56003	56235	●	●	●
			1 - 2"	56007	56236	●	●	●
	2 - 3"	56104	2 - 3"	56006	56121	●	●	●
	3.1/2 - 4"	56032	3.1/2 - 4"	56008	56122	●	●	●
NPT	1/4 - 3/8"	56118	1/4 - 3/8"	56110	N/A	●	●	●
	1/2 - 2"	56156	1/2 - 3/4"	56111	56180	●	●	●
			1 - 2"	56112	56181	●	●	●
	2.1/2 - 3"	56104	2.1/2 - 3"	56114	N/A	●	●	●
BSPP	1/2 - 1.1/4"	56076	1/2 - 3/4"	56095	N/A	●	●	●
			1 - 1.1/4"	56096	N/A	●	●	●
	1.1/2 - 3"	56077	1.1/2 - 2"	56097	N/A	●	●	●
		2.1/2 - 3"	56098	N/A	●	●	●	
BSW	3/8 - 1"	56153	3/8"	56009	56161	●	●	●
			1/2"	56010	56162	●	●	●
			5/8"	56011	56163	●	●	●
			3/4"	56012	56164	●	●	●
			7/8"	56013	56165	●	●	●
			1"	56014	56166	●	●	●
	1.1/8 - 2"	56310	1.1/8 - 1.1/4"	56185	N/A	●	●	●
			1.1/2"	56186	N/A	●	●	●
			1.5/8 - 1.3/4"	56187	N/A	●	●	●
			1.7/8 - 2"	56188	N/A	●	●	●
Metric	10 - 24	56133	10	56081	56351	●	●	●
			12	56082	56352	●	●	●
			14 - 16	56083	56353	●	●	●
			18 - 22	56085	56355	●	●	●
			24	56088	56358	●	●	●
	27 - 36	56315	27	56189	N/A	●	●	●
			30 - 33	56190	N/A	●	●	●
			36	56191	N/A	●	●	●

Suitable for:

- **Conical pipe threads - BSPT**
Whitworth pipe threads: ISO 7-1, DIN EN 10226 (DIN 2999)
External pipe threads: conical, 1:16, 55° flank angle
- **Conical pipe threads - NPT**
Taper pipe threads: ASME B1.20.1
External pipe threads: conical, 1:16, 60° flank angle
- **Cylindrical pipe threads - BSPP**
Whitworth pipe threads: ISO 228-1, DIN 259
Exterior pipe threads cylindrical, 55° flank angle
- **English bolt threads - BSW**
Whitworth pipe threads: british standard parallel screw
Exterior pipe threads: form B.S.W., B.S 84, 55° flank angle
- **Metric bolt threads - M**
Metric threads: ISO 261, DIN 13
External pipe threads: 60° flank angle

¹⁾ RIDGID is a registered trade mark of the Emerson Electric Co., St. Louis, USA

Pipe supporting column

Adjustable height, from 780 up to 1,200 mm with ball track. Maximum carrying capacity 120 kg



Model	Height / mm	kg	No.
For pipes up to 6"	780 - 1,200	5.8	56047

Replacement safety foot switch

For all ROTHENBERGER threading machines

- Complies with industrial associations' safety and accident prevention requirements
- With oil-proof rubber cable and plug
- Foot switch should not be pushed all the way down (OFF-ON-OFF)



Model	kg	No.
3 step with emergency stop switch, 230 V	2.5	56335

Pipe roughing wrench 3/8 - 2"

Wrench made of forged steel, with hardened rolls. Consistent, thread-saving roughing of the entire area



Model	mm	kg	No.
Pipe roughing wrench	335	1.15	56500
Replacement roughing rolls (3 pcs.)		0.30	56501

NIPPEL MAX

NIPPEL MAX Ø 1/2 - 2"

For the production of nipples and double nipples, grips short pipe lengths from within; hardened, sharpened gripping jaws. For all stationary threading machines like PANDA, PISET, ROPOWER and SUPERTRONIC.

- Recycling pipe scraps saves money, material and time
- Automatic quick grip of the pipe piece without the need for additional tools
- Pipes are gripped from within and centred: no damage to pipe piece



Set (No. 56056) includes: nipple chuck 1/2" (No. 56060), 3/4" (No. 56061), 1" (No. 56062), 1.1/4" (No. 56063), 1.1/2" (No. 56064), steel carrying case (No. 26410)

Model	kg	No.
NIPPEL MAX set		
1/2 - 3/4 - 1 - 1.1/4 - 1.1/2"	4.4	56056
Nipple chuck 1/2"	0.4	56060
Nipple chuck 3/4"	0.5	56061

Model	kg	No.
Nipple chuck 1"	0.7	56062
Nipple chuck 1.1/4"	0.8	56063
Nipple chuck 1.1/2"	0.9	56064
Nipple chuck 2"	1.2	56065

Hand roll groover 1 - 12"

Manageable and compact hand roll groover for producing grooves on installed thin- and standard steel pipes up to 12" (324 mm)

Suitable for installations, sprinkler systems, larger heating units, industrial use and mining

APPLICATION AREA

For standard grooves on installed pipes from 1 - 12"

KEY FEATURES

- For pipes from Ø 1"
- Quick connection of pipes anywhere where welding is not allowed!
- Easy transportation due to small dimension
- Adjustable and finely-controlled arrester
- 1/2" ratchet for both adjustment

TECHNICAL DATA

Working range: 1 - 12" (324 mm)
Pipe wall-thickness: 1 - 6" SCHL10 + SCHL40
 4 - 6" SCHL40
 8 - 12" SCHL10
Weight: 12 kg
Depth gauge: 2 distance plates included
Dimensions: 195 mm x 210 mm x 210 mm



Model	kg		No.
Hand roll groover 2 - 6"	12.0	1	1000000212
Roller set 1"	0.59	1	1000000720
Roller set 1.1/4 - 1.1/2"	0.62	1	1000000721
Roller set 2 - 6"	1.00	1	1000000850
Roller set 4 - 6"	2.48	1	1000000722
Roller set 8 - 12"	2.70	1	1000000723

Application on tripod workbench



Fixture for stabiliser



ROGROOVER 1 - 6"

Portable rolling groover for steel pipes up to Ø 6" (168 mm) for rapid rolling grooves on standard and thin-walled steel pipes

Suitable for installations, sprinkler systems, larger heading units, industrial use and mining

APPLICATION AREA

Lightweight and compact design allows for use with the threaders:

SUPERTRONIC 2000 ROPOWER 50 R
 SUPERTRONIC 2 SE SUPERTRONIC 3 SE
 SUPERTRONIC 4 SE

KEY FEATURES

- Quick connection of pipes anywhere where welding isn't allowed
- Long life and little wear
- Easy to transport with the lightweight aluminium casing
- Adjustable and finely-controlled arrester for consistent groove depth
- Convenient, easy and time-saving operation

Extremely light: 12 kg!



Model	No.
Support rail 2"	56510
Support rail 3"	56511
Support rail 4"	56512
Seating adaptor SUPERTRONIC	56514
Pressure roller set for ROGROOVER, 1"	56521
Pressure roller set for ROGROOVER, 1.1/4 - 1.1/2"	56522
Pressure roller set for ROGROOVER, 2 - 6"	56523
Tripod workbench	70751

Model	kg		No.
ROGROOVER for SUPERTRONIC 2000	14.5	1	56509
ROGROOVER for ROPOWER 50 R, SC 2 SE, REX 2"	14.5	1	56505
ROGROOVER for SUPERTRONIC 3 SE and REX 3"	14.5	1	56506
ROGROOVER for SUPERTRONIC 4 SE	14.5	1	56507
ROGROOVER for RIDGID ¹⁾ 300	16.0	1	56504
ROGROOVER for REX 4"	14.5	1	56508

ROGROOVER 1 - 12"

Electro-hydraulic rolling groover for steel pipes Ø 1 - 12" (33 - 324 mm) for rolling grooves



Product profile

APPLICATION AREA

Suitable for installations, sprinkler systems, larger heading units, industrial use and mining

KEY FEATURES

- Pressure rollers toolless adjustable due to revolver-button
- Safe working with foot switch and emergency stop switch, as well as lighting in workplace
- Reliable, powerful 1,500 W motor
- Quick and fine adjustment for groovers and regulation

TECHNICAL DATA

Working range: 1 - 12" (33 - 324 mm)
Pipe wall-thickness: 3 - 10 mm
Weight: 175 kg
Dimensions: 685 x 474 x 960 mm
Voltage: 110 V-50 Hz, 230 V-50 Hz / 60 Hz
Power: 1,500 W
Torque: 36 rpm
Max. working pressure: 27,750 N

Control panel

Power supply, light and emergency stop switch

Surrounding steel pipe frame

Protection and carrying frame

Function only via foot switch

Safety for the user

3-way adjustment of the pressure rollers size



Drive shaft and measuring tape in the delivery



Model	kg		No.
ROGROOVER 1 - 12", 230 V 50 Hz	175	1	1500001351
ROGROOVER 1 - 12", 230 V 60 Hz	175	1	1500001352
ROGROOVER 1 - 12", 110 V 50 Hz	175	1	1500001353

Fine adjustment of groover depth and regulation

For optimum results

Revolver-button with integrated pressure rollers

Easy, fast and toolless

Adjustable pipe support stand

Ball bearing suspensions for easy handling

Set includes: ROGROOVER machine 1 - 12", pipe support stand, drive shaft, 1 - 1.1/2", 2 - 6" and 8 - 12" (No. 1000002262-2264), diameter measuring tape

Model	kg		No.
Pipe support stand	33	1	1500001990
Diameter measuring tape	0.05	1	1500000134
Transport stand	25	1	57050
Spare spindle for Inox tube, 1 - 1.1/2"	1.3	1	1000002262
Spare spindle for Inox tube, 2 - 6"	1.7	1	1000002263
Spare spindle for Inox tube, 8 - 12"	2.6	1	1000002264
Spare spindle for steel tube, 1 - 1.1/2"	1.3	1	1500001711
Spare spindle for steel tube, 2 - 6"	1.4	1	1500001710
Spare spindle for steel tube, 8 - 12"	1.7	1	1500001709



Soldering & welding

System overview	146 - 147
Cartridge brazing	148 - 152, 154 - 155
Cartridge soft soldering	152 - 153, 155, 158
Cylinder brazing	156 - 157
Cylinder soft soldering	159 - 160
Accessories cylinder brazing/soft soldering	161
Electric soft soldering	162 - 163
Gas welding	164 - 167
Three-gas welding	168 - 169
Accessories soldering & welding	170 - 179

Cartridge brazing

	SUPER FIRE 3	SUPER FIRE 4	ROFIRE Global	ROFIRE Swivel PRO cyclone piezo	ROFIRE Swivel PRO twin
Soft soldering:	Up to Ø 35 mm	Up to Ø 35 mm	Up to Ø 35 mm	Up to Ø 42 mm	Up to Ø 64 mm
Brazing:	Up to Ø 28 mm	Up to Ø 28 mm	Up to Ø 28 mm	Up to Ø 18 mm	Up to Ø 28 mm
Special application:	Shrinking, removal of paint	Shrinking, removal of paint	–	–	–
For use with:	MAPP ¹⁾ gas, Maxigas 400, Multigas 300	MAPP ¹⁾ gas, Maxigas 400, Multigas 300	MAPP ¹⁾ gas, Maxigas 400, Multigas 300	MAPP ¹⁾ gas ²⁾ , Maxigas 400 ²⁾ , Multigas 300 ²⁾	MAPP ¹⁾ gas ²⁾ , Maxigas 400 ²⁾ , Multigas 300 ²⁾
Page	148 - 149	150 - 151	152	152	152

Cartridge soft soldering

	ROFLAME 4 PIEZO	ROFIRE 4 ROFIRE 4 PIEZO	MULTI MOBILE	MULTI 300 propane soft soldering kit	ROOFING set
Soft soldering:	Up to Ø 22 mm	Up to Ø 22 mm	✓	✓	✓
Brazing:	–	Up to Ø 15 mm	–	–	–
Special application:	–	–	Sheet metal working	Sheet metal working	Bonding of bituminous sheeting
For use with:	Supergas C 200	Multigas 300	Multigas 110	Propane, butane	Propane, butane
Page	152	153	158	159	160

Cartridges

	MAPP¹⁾ gas	Maxigas 400	Multigas 300	Supergas C 200 TSS	Multigas 110
Flame temperature:	Up to 2,700 °C	Up to 2,200 °C	Up to 1,900 °C	Up to 1,800 °C	Up to 1,900 °C
Application:	Soft soldering & brazing	Soft soldering & brazing	Soft soldering	Soft soldering	Soft soldering
Valve:	7/16" EU	7/16" EU	7/16" EU	Pierceable cartridge	7/16" EU
Content:	788 ml / 380 g	600 ml / 352 g	600 ml / 338 g	314 ml / 190 g	110 ml / 60 g
Page	154	155	155	155	155

Brazing & soft soldering devices

	RE 17	ALLGAS 2000 set	ALLGAS 2000 PS 0.5/2 Compact	ALLGAS Mobile Pro	ROXY 400 L
Soft soldering:	✓	✓	✓	✓	✓
Brazing:	✓	✓	✓	✓	✓
Welding:	0.5 - 14 mm	0.2 - 5 mm	–	–	–
Cutting:	12 - 100 mm	–	–	–	–
For use with:	Acetylene, oxygen, Maxigas 400	Acetylene, oxygen	Propane, oxygen	MAPP ¹⁾ gas, oxygen	Maxigas 400, oxygen
Page	168	164	165	166	167

Cylinder brazing & soft soldering

	AIRPROP	TURBOPROP	ROTHERM 2000
Soft soldering:	up to Ø 54 mm	up to Ø 54 mm	up to Ø 54 mm
Brazing:	up to Ø 22 mm	up to Ø 28 mm	–
Special application:	–	–	Soft soldering without flame
For use with:	Propane, butane	Propane, butane	230 V
Page	156	157	162 - 163

Cartridges & cylinders

	Acetylene	Oxygen
Application:	Brazing, welding, cutting	Brazing, welding, cutting
Valve:	DIN 477-1	M 10x1 (one-way) / G 3/4" RH
Pressure:	19 bar	110 bar (one-way) / 200 bar
Content:	5 l, 10 l	950 ml (one-way) / 2 l, 5 l, 10 l
Page	170	170

Soft soldering
Up to 450 °C

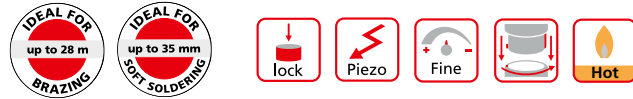
Brazing
450 °C - 1100 °C

Gas welding
> 1100 °C

SUPER FIRE 3

Ergonomic HEAVY DUTY brazing unit

For brazing up to Ø 28 mm and soft soldering up to Ø 35 mm as well as other applications such as removal of paint or shrinking of hoses



Product profile

APPLICATION AREA

Brazing: up to Ø 28 mm (with flame reflector in a wind protected environment)
Soft soldering: up to Ø 35 mm

KEY FEATURES

- Rapid material heat-up, less consumption!
- Long service life
- "Twist 'N' Load" system (5 different burner available) – exchange of the burner with only one movement
- Precise flame adjustment
- Up to 2.5 hours of brazing with one cartridge

KEY FEATURES

- Even more comfortable for longer jobs
- Reliable piezo ignition (up to 30,000 ignitions)
- Double the safety because there is no gas leakage without locked burners (piezo ignition)

TECHNICAL DATA

Coupling: 7/16" EU
Handle: Aluminium, bolted
Burner: Brass / stainless steel

"Twist 'N' Load"

Fast "Twist 'N' Load" system

Exchange of the burners with one movement (5 different burners available)

Fine regulating valve

Precise flame adjustment

Ergonomically designed handle

Robust and optimum handling made of high-quality aluminium

Elaborately manufactured brass / stainless steel design

Long service life

Burners with swirl flame

Rapid heat-up, less consumption!

Only ignites if burner has been securely locked

Dual safety

High-performance piezo

Reliable (up to 30,000 ignitions)


Locking button

Continual use with only one hand

ROTHENBERGER MAPP[®] gas

Up to 2.5 hours of brazing with one cartridge


Brazing in gas installation



High flame temperature based on cyclone swirl



Brazing in refrigeration / air-conditioning technology



SUPER FIRE 3 HOT BOX

KEY FEATURES

- The ideal service kit
- For repairs, heating installations and refrigeration / air-conditioning technology



5-part set (No. 100002369) includes: handle (No. 35445), cyclone burner (No. 35457), pin-point burner (No. 35455), flame reflector (No. 31043), universal torch support (No. 35461), 2x MAPP[®] gas A cartridges (No. 035521-A), ROCASE 4414 (No. 100001945)

Model		No.
SUPER FIRE 3 HOT BOX EU (incl. MAPP [®] gas A)	1 4	100002369
SUPER FIRE 3 HOT BOX EU (incl. MAPP [®] gas B)	1 4	100002370
SUPER FIRE 3 HOT BOX EU (incl. MAPP [®] gas C)	1 4	100002371

Pin-point burner (460 °C):



(No. 35455)

For fine soldering; precise and stable flame

Standard burner (700 °C):



(No. 35456)

For soft soldering and other jobs with lower heat application; precise, powerful and stable flame

Cyclone burner (950 °C):



(No. 35457)

For hard and soft soldering with an efficient swirl flame (allows pipe to heat up evenly)

Hot air burner (400 °C):



(No. 35458)

For the removal of paint and for shrinking work up to approx. 80 mm diameter; wind-stable, powerful current of hot air

Shrinking burner (720 °C):



(No. 35459)

For shrinking up to Ø 300 mm and for heating; powerful, wind-stable soft flame

SUPER FIRE 3 basic set

Set (No. 35436) includes:
 handle (No. 35445), cyclone burner (No. 35457)

When placing your order, remember to order the universal torch support (No. 35461) for stationary soldering, too!

Model		No.
SUPER FIRE 3 basic set	1 4	35436
SUPER FIRE safety adaptor 7/16" to 1"	1 1	035648X



No. 035648X



No. 35436

ACCESSORIES

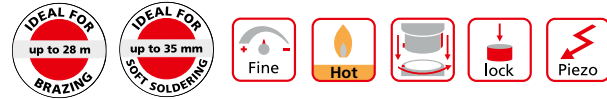


Model		Model	
Welding blanket	173	Fittings solder	175
Internal brushes for copper pipes	173	ROVLIES cleaning pads	173
Solder	177 - 179	ROSOL soldering paste	175

SUPER FIRE 4

Ergonomic brazing unit

For brazing up to Ø 28 mm and soft soldering up to Ø 35 mm as well as other applications such as removal of paint or shrinking of hoses



Product profile

APPLICATION AREA

Brazing: up to Ø 28 mm (with flame reflector in a wind protected environment)
Soft soldering: up to Ø 35 mm

KEY FEATURES

- Rapid material heat-up, less consumption!
- "Twist 'N' Load" system (5 different burner available) – exchange of the burner with only one movement
- Precise flame adjustment
- Improved trigger locking mechanism for one-handed-operation

KEY FEATURES

- Reliable piezo ignition (up to 30,000 ignitions)
- Double the safety because there is no gas leakage without locked burners (piezo ignition)
- Longer handle for an even more stable positioning on the cartridge

TECHNICAL DATA

Coupling: 7/16" EU
Handle: Plastic, rubberized
Burner: Brass / stainless steel

Burner with swirl flame

Rapid heat-up, less consumption!



Elaborately manufactured brass / stainless steel design

Long service life

"Twist 'N' Load"

Fast "Twist 'N' Load" system

Exchange of the burner with one movement (5 different burner available)

Optimized fine regulating valve

Precise flame adjustment, faster opening and closing

Ergonomically designed handle

Robust, light and slipfree through rubberized surface

Dual safety

Only ignites if burner has been securely locked

High-performance piezo


Reliable (up to 30,000 ignitions)

Locking button

Continual use with only one hand

- ✓ Safe
- ✓ Fast
- ✓ Reliable

Brazing in refrigeration / air-conditioning technology



High flame temperature based on cyclone swirl



Brazing in refrigeration / air-conditioning technology



SUPER FIRE 4 HOT BOX

KEY FEATURES

- The ideal service kit
- For repairs, heating installations and refrigeration / air-conditioning technology



5-part set (No. 100002364) includes: handle (No. 1500001354), cyclone burner (No. 35457), pin-point burner (No. 35455), flame reflector (No. 31043), universal torch support (No. 35461), 2x MAPP¹⁾ gas A cartridges (No. 035521-A), ROCASE 4414 (No. 100001945)

Model		No.
SUPER FIRE 4 HOT BOX EU (incl. MAPP ¹⁾ gas A)	1 4	100002364
SUPER FIRE 4 HOT BOX EU (incl. MAPP ¹⁾ gas B)	1 4	100002366
SUPER FIRE 4 HOT BOX EU (incl. MAPP ¹⁾ gas C)	1 4	100002368
SUPER FIRE 4 HOT BOX US (incl. MAPP ¹⁾ gas US)	1 4	100001630

Pin-point burner (460 °C):



For fine soldering; precise and stable flame

Standard burner (700 °C):



For soft soldering and other jobs with lower heat application; precise, powerful and stable flame

Cyclone burner (950 °C):



For hand and soft soldering with an efficient swirl flame (allows pipe to heat up evenly)

Hot air burner (400 °C):



For the removal of paint and for shrinking work up to approx. 80 mm diameter; wind-stable, powerful current of hot air

Shrinking burner (720 °C):



For shrinking up to Ø 300 mm and for heating; powerful, wind-stable soft flame

SUPER FIRE 4 basic set

Set (No. 1500001355) includes: handle (No. 1500001354), cyclone burner (No. 35457)

When placing your order, remember to order the universal torch support (No. 35461) for stationary soldering, too!

Model		No.
SUPER FIRE 4 basic set	1 4	1500001355
SUPER FIRE safety adaptor 7/16" to 1"	1 1	035648X

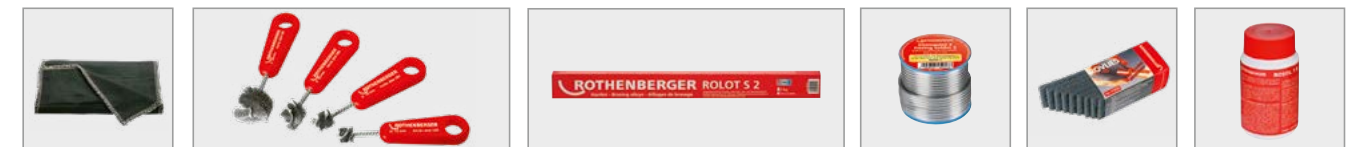


No. 035648X



No. 1500001355

ACCESSORIES



Model		Model	
Welding blanket	173	Fittings solder	175
Internal brushes for copper pipes	173	ROVLIES cleaning pads	173
Solder	177 - 179	ROSOL soldering paste	175

ROFIRE GLOBAL


Ergonomic torch for brazing and soft soldering applications

APPLICATION AREA

Brazing: up to Ø28 mm (with flame reflector in a wind protected environment)
Soft soldering: up to Ø 35 mm

KEY FEATURES

- Long service life, with cyclone effect for rapid heat-up
- Reliable up to 30,000 ignitions
- Protection against triggering of the Piezo ignition when falling down accidentally
- Precise flame adjustment
- Durable plastic for ergonomic handling
- Longer handle for stable positioning on gas cartridges




Model	g	No.
ROFIRE GLOBAL, 7/16" EU	250	1500002869

ROFIRE Swivel PRO cyclone piezo

Cyclone burner with piezo ignition

Coupling: 1" US
Brazing: up to Ø 18 mm
Soft soldering: up to Ø 42 mm


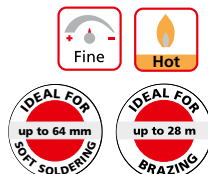


Model	g	No.
ROFIRE Swivel PRO cyclone piezo US	330	35016

ROFIRE Swivel PRO twin

Twin cyclone burner

Coupling: 1" US
Brazing: up to Ø 28 mm
Soft soldering: up to Ø 64 mm



Model	g	No.
ROFIRE Swivel PRO twin US	400	35012

ROFLAME 4 PIEZO

Ergonomic soft soldering torch for a safe and comfortable usage

APPLICATION AREA

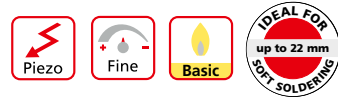
Soft soldering: up to Ø 22 mm

KEY FEATURES

- Integrated pre-heat function for a stable flame, even when turning it upside down (360°)
- Robust metal housing for C 200 cartridges
- 2-component rubberized plastic handle for superior ergonomics and handling
- Piezo ignition (up to 30,000 ignitions)
- Precise adjustment of the flame

TECHNICAL DATA

Coupling: Pierceable connection (C 200 cartridge)
Handle: Plastic, rubberized
Burner: Stainless steel & brass
Housing: Inox burner, 2-component rubber-plastic handle, metal cartridge housing



Model	g	No.
ROFLAME 4 PIEZO, without gas	630	1000002358

Disposable gas cartridges can be found on pages 154 - 155

ROFIRE 4

Ergonomic soft soldering torch for a safe and comfortable usage

APPLICATION AREA

Brazing: up to Ø 15 mm
Soft soldering: up to Ø 22 mm

KEY FEATURES

- Integrated pre-heat function for a stable flame, even when turning it upside down (360°)
- Precise adjustment of the flame

TECHNICAL DATA

Coupling: 7/16" -EU
Handle: Plastic
Burner: Stainless steel & brass



Model	g	No.
ROFIRE 4, without gas	300	1500002921
ROFIRE 4, with Multigas 300	750	1000002359

ROFIRE 4 PIEZO

Ergonomic soft soldering torch for a safe and comfortable usage

APPLICATION AREA

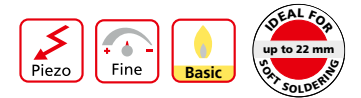
Brazing: up to Ø 15 mm
Soft soldering: up to Ø 22 mm

KEY FEATURES

- Integrated pre-heat function for a stable flame, even when turning it upside down (360°)
- 2-component rubberized plastic handle for superior ergonomics and handling
- Piezo ignition (up to 30,000 ignitions)
- Precise adjustment of the flame

TECHNICAL DATA

Coupling: 7/16" EU
Handle: Plastic, rubberized
Burner: Stainless steel & brass



Integrated pre-heat function for a stable flame, even when turning it upside down (360°)



Soft soldering in drinking water and heating installation



Disposable gas cartridges can be found on pages 154 - 155

Model	g	No.
ROFIRE 4 PIEZO, without gas	300	1500002922
ROFIRE 4 PIEZO, with Multigas 300	750	1000002360

MAPP¹⁾ gas

High performance brazing and soldering gas

Flame temperatures up to 2,700 °C and 35 % faster than propane



Product profile

KEY FEATURES

- Superior heat transfer, higher than propane, especially in winter below 0 °C
- Increased safety and stability based on massive brass valve and protective collar
- Provides superior flame performance in any position (360°)

KEY FEATURES

- Easy to use
- Guaranteed constant top torch performance
- Longer periods of use

100 % propylene

Superior flame performance (even upside down) and a higher heat transfer than propane

Steel cylinder

Suitable for high pressure gases

7/16"-EU brass valve

Patented design for high-pressure gases

Protective collar

Stabilizes the torch and protects against accidental drops



Protective collar stabilizes the torch and protects against accidental drops



SUPER FIRE 3 HOT BOX



SUPER FIRE 4 HOT BOX

Packaging profile

Model	MAPP ¹⁾ gas
No.	035521-A
EAN code	4004625400180
Product size (mm) (W x H)	70 x 270
Contents (ml)	788
Weight (g)	380
Unit per PU	12
PU per layer / pallet	10
Layer per pallet	3
Units per pallet	360
Number of pallets per truckload	60
Units per truckload	21,600
Pallet weight (kg)	324
Pallet size (mm) (L x W x H)	800 x 1,200 x 1,000
Carton size (mm) (L x W x H)	290 x 310 x 240

Model	Content		No.
MAPP ¹⁾ gas 7/16" EU, A	788 ml	12 / 360	035521-A
Languages: DE, GB, FR, ES, IT, PT			
MAPP ¹⁾ gas 7/16" EU, B	788 ml	12 / 360	035521-B
Languages: DK, NL, SE, FI, FR, RUS			
MAPP ¹⁾ gas 7/16" EU, C	788 ml	12 / 360	035521-C
Languages: CZ, PL, HU, BG, TR, RO			

Torches can be found starting on 148

Maxigas 400

High-performance welding, cutting and brazing gas for flame temperatures up to 2,200 °C. Gas cartridge with 7/16" EU coupling thread



Multigas 300

Propane / butane gas mixture for flame temperatures up to 1,900 °C. Gas cartridge with 7/16" EU coupling thread



Model	Maxigas 400
No.	035570-A/-B
EAN code	4004625355701 (A)
Product size (mm) (W x H)	65 x 260
Content (ml)	600
Weight (g)	352
Unit per PU	24
PU per layer / pallet	9
Layer per pallet	3
Units per pallet	648
Number of pallets per truckload	60
Units per truckload	38,880
Pallet weight (kg)	195
Pallet size (mm) (L x W x H)	800 x 1,200 x 1,000
Carton size (mm) (L x W x H)	405 x 272 x 264

Model	Multigas 300
No.	035510-A/-B
EAN code	4004625355107 (A)
Product size (mm) (W x H)	65 x 260
Content (ml)	600
Weight (g)	338
Unit per PU	24
PU per layer / pallet	9
Layer per pallet	3
Units per pallet	648
Number of pallets per truckload	60
Units per truckload	38,880
Pallet weight (kg)	191
Pallet size (mm) (L x W x H)	800 x 1,200 x 1,000
Carton size (mm) (L x W x H)	405 x 272 x 264

Multigas 110

Gas cartridges for flame temperatures up to 2,100 °C, suitable for MULTI MOBILE soft soldering unit. The special construction allows 360°-overhead operation with 7/16" EU coupling thread



Supergas C 200 TSS

Pierceable butane cartridge with propane contents, also for working at low temperatures. Manufactured according to EN 417:2012, with integrated Top Safe System (TSS). This system prevents uncontrolled gas leakage when accidentally disconnecting it from the device.



Model	Multigas 110
No.	150000459
EAN code	4004625378977
Product size (mm) (W x H)	45 x 150
Content (ml)	110
Weight (g)	60
Unit per PU	12
PU per layer / pallet	30
Layer per pallet	5
Units per pallet	1800
Number of pallets per truckload	60
Units per truckload	108,000
Pallet weight (kg)	198
Pallet size (mm) (L x W x H)	800 x 1,200 x 1,000
Carton size (mm) (L x W x H)	185 x 140 x 160

Model	C 200 TSS
No.	035901-A/-B
EAN code	4004625390627 (A)
Product size (mm) (W x H)	90 x 95
Content (ml)	330
Weight (g)	190
Unit per PU	36
PU per layer / pallet	9
Layer per pallet	3
Units per pallet	972
Number of pallets per truckload	60
Units per truckload	58,320
Pallet weight (kg)	350
Pallet size (mm) (L x W x H)	800 x 1,200 x 1,180
Carton size (mm) (L x W x H)	360 x 275 x 280

AIRPROP

Propane high-performance torches for brazing up to $\varnothing 22$ mm and soft soldering up to $\varnothing 54$ mm

For brazing and soft soldering of copper and steel pipes up to $2,000^{\circ}\text{C}$ without oxygen, as well as warming up, shrinking and flame cleaning



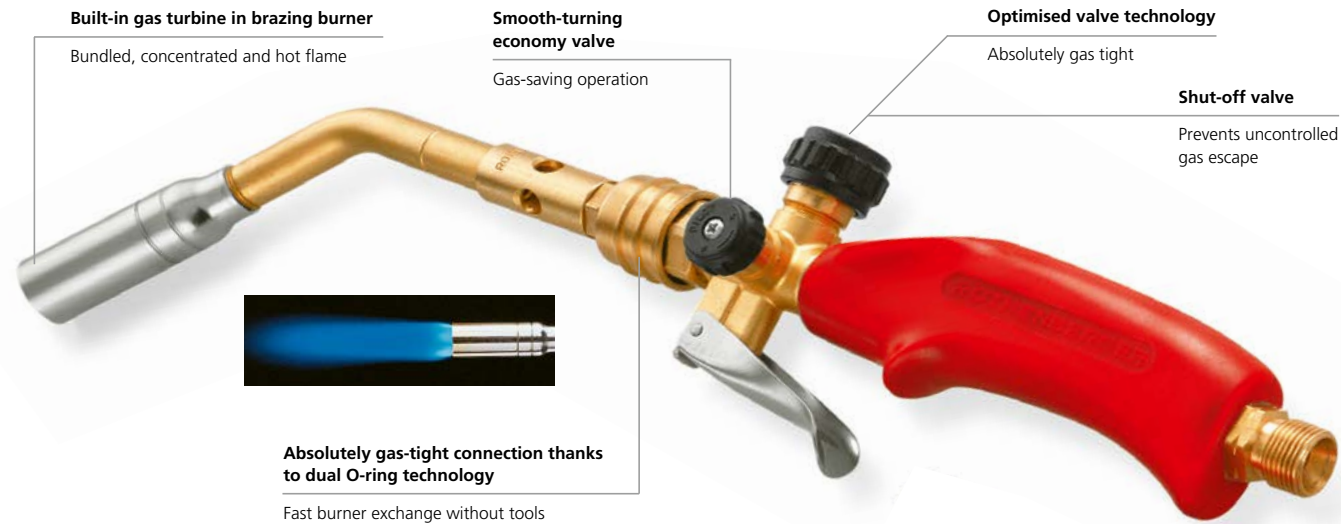
Product profile

KEY FEATURES

- Bundled, concentrated and hot flame with the built-in gas turbine in brazing torch
- Absolutely gas-tight with the optimised valve technology
- Gas-saving operation with the smooth-running economy valve
- Fast burner exchange without tools

TECHNICAL DATA

Self-induced air: Turbine and combustion chamber
Torch: Surface treated, chromed brass
Hose coupling: G 3/8" LH



No. 31092

Fig. similar

Sets include: safety handle with push-in coupling (No. 21121116), brazing burner with push-in nipple $\varnothing 14$ mm (No. 221131416) / $\varnothing 16$ mm (No. 221131616) / $\varnothing 19$ mm (No. 221131916), propane hose, 2.5 m with 3/8" LH coupling (No. 32201), safety igniter (No. 32077), replacement flints (No. 32088), open-ended spanner (No. 32073), steel case (No. 31005)

Model	kg	No.
AIRPROP brazing set without propane regulator	2.8	31092
AIRPROP brazing set with propane regulator (No. 32081) (W 21.8 LH – G 3/8 LH)	3.1	31091
Flame cleaning torch 20/50 mm	0.2	30922



AIRPROP brazing burner with threaded coupling

\varnothing mm	L mm	g/h 2 bar	kWh – kcal – BTU	g	No.
14 mm	140	125	1.60 – 1,375 – 5,465	95	30913
16 mm	145	180	2.30 – 3,300 – 7,885	100	30914
19 mm	170	300	3.84 – 3,300 – 13,115	130	30915
22 mm	171	400	5.12 – 4,400 – 26,195	145	30916


AIRPROP brazing burner with push-in nipple coupling

\varnothing mm	L mm	g/h 2 bar	kWh – kcal – BTU	g	No.
14 mm	140	125	1.60 – 1,375 – 5,465	95	221131416
16 mm	145	180	2.30 – 3,300 – 7,885	100	221131616
19 mm	170	300	3.84 – 3,300 – 13,115	130	221131916
22 mm	171	400	5.12 – 4,400 – 26,195	145	221132216

TURBOPROP

Propane high-performance torch for brazing up to $\varnothing 28$ mm and soft soldering $\varnothing 54$ mm

For brazing and soft soldering of copper and steel pipes up to $2,200^{\circ}\text{C}$ without oxygen, as well as for warming up, shrinking and flame cleaning



Product profile

KEY FEATURES

- High flame temperature due to turbine with increased oxygen self-induced air and 4- to 5-fold flame chamber
- Fast burner exchange without tools
- Gas-saving operation with the smooth-running economy valve
- Shut-off valve prevents uncontrolled gas escape

TECHNICAL DATA

Self-induced air: Turbine and combustion chamber
Torch: Surface treated, chromed brass
Hose coupling: G 3/8" LH

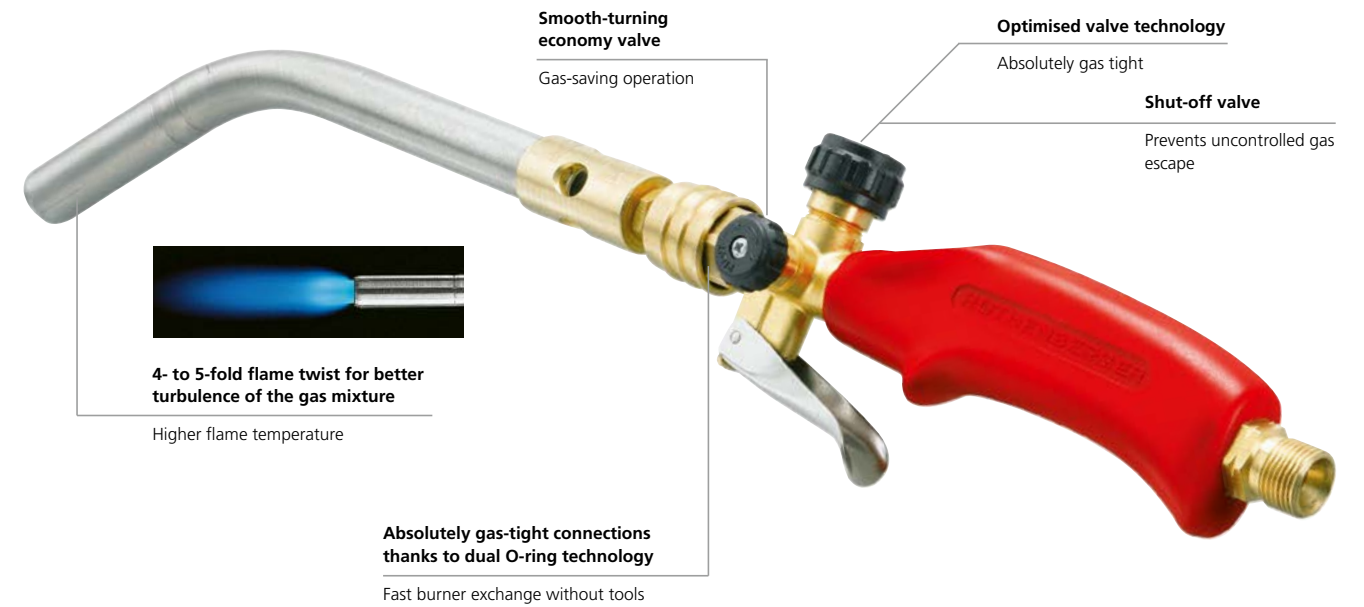


Fig. TURBOPROP burner with push-in nipple

Sets include: safety handle with push-in coupling (No. 21121116), brazing burner with push-in nipple $\varnothing 12$ mm (No. 31032) / $\varnothing 15$ mm (No. 221031500) / $\varnothing 18$ mm (No. 221031800), propane hose, 2.5 m with 3/8" LH coupling (No. 32201), safety igniter (No. 32077), replacement flints (No. 32088), open-ended spanner (No. 32073), steel case (No. 31005)

Model	kg	No.
TURBOPROP set without propane regulator	2.8	31090
TURBOPROP set with propane regulator (No. 32081E) (W 21.8 LH – G 3/8 LH)	3.1	31094
TURBOPROP set with propane regulator (No. 32083) (POL 7/8 LH – G 3/8 LH)	3.1	31037



No. 31090

Fig. similar

TURBOPROP brazing burner with push-in nipple coupling

\varnothing mm	L mm	g/h 2 bar	kWh – kcal – BTU	g	No.
10 mm	165	70	1.89 – 770 – 3,050	70	31031
12 mm	175	110	1.41 – 1,210 – 4,815	90	31032
15 mm	195	180	2.30 – 1,980 – 7,855	110	221031500
18 mm	230	240	3.07 – 2,640 – 10,485	160	221031800

MULTI MOBILE set

A mobile cartridge soft soldering tool for professional applications in sheet metal work and for soldering tin and lead

Professional soft soldering with maximum mobility and safety!

Product profile

KEY FEATURES

- Ideal for mobile construction sites and service calls
- Titanium combustion chamber and light aluminium hand grip
- No flare-up effect thanks to special Multigas 110 gas cartridge
- Usable in any position (360°) with a constantly stable flame
- Special wind stability due to the combustion chamber's protective design
- Piezo ignition and exact adjustment with a fine regulator valve
- For sheet metal work such as roof gutters, panels, roof edges, ventilation shafts etc.
- Robust metal case for safe transport

TECHNICAL DATA

Copper piece temperature:	600 °C
Heat effect:	945 W
Ignition:	Piezo
Consumption:	75 g/h at 2 bar
Handle diameter:	50 mm
Weight incl. copper piece and cartridge:	890 g



Set (No. 100000390) includes: MULTI MOBILE soft soldering cartridge tool incl. hammer shaped copper piece 250g (No. 1300000784), 2 Multigas 110 gas cartridge (No. 1500000459), 2 nozzles (No. 1500000461), steel case (No. 1500000460)



Fig. similar

Model	g	No.
Copper piece, hammer shape	250	1000000514
Copper piece, pointed shape	245	1000000512

Model	g	No.
MULTI MOBILE set		1000000390
Multigas 110 gas cartridge		1500000459

MULTI 300 propane soft soldering kit

For soft soldering of copper pipes, tin and lead soldering, for tinning, warming up, flame cleaning etc.



Product profile

KEY FEATURES

- For all types of fine soldering in the areas of electronics and telecommunications
- For working with lead (gutters, laminations, roof edging, ventilation shafts etc.)
- Propane handle with heat insulated wooden grip
- Rotatable air / rotary valve for the adjustment of an especially fine flame
- Rotatable hose coupling M10 x 1 LH

TECHNICAL DATA

- With longer ball spindle and dual spring control
- Favourable working pressure with 1.5 bar



No. 35488

Fig. similar

Model	kg	No.
MULTI 300 set A without propane regulator	4.1	35486
MULTI 300 set A with propane regulator (No. 242206000)	4.3	35489
MULTI 300 set B	9	35488




Fig. similar

3-part set (No. 35486) includes: soft soldering iron copper head with 350 g flat (No. 520849), 2 m propane hose (No. 30927), small propane cylinder 0.425 kg with hook (No. 33079)

13-part set (No. 35488) includes: soft soldering iron with copper head 350 g flat (No. 520849), soft soldering torch Ø 17 mm (No. 520856) / Ø 20 mm (No. 520857), wide torch 45 mm (No. 520845), propane regulator 0-6 bar (No. 242206000), 2 m propane hose (No. 30927), small propane cylinder 0.425 kg with hook (No. 33079), refilling adaptor (No. 32207), torch spanner (No. 35530), open-ended spanner (No. 32073), safety igniter (No. 32077), replacement flints (No. 32088), steel case (No. 35487)

ACCESSORIES



Model	g	No.	Model	g	No.
Soft soldering iron with handle, iron torch, iron holder, wind protector, copper head flat 350 g	940	520849	Copper head 250 g flat	270	32098
Handle with hose coupling M 10 x 1 L	300	520850	Copper head 250 g pointed	270	32099
Iron burner with coupling M 15 x 1	70	520865	Copper head 350 g flat	370	32075
Iron holder with foot	100	520866	Soft soldering torch size 5, Ø 17 mm, M 15 x 1	70	520856
Wind protector	100	520867	Soft soldering burner size 7, Ø 20 mm, M 15 x 1	120	520857
Safety igniter	60	32077	Steel case	3,390	35487
			Replacement flints, tin (5 pcs.)	15	32088

ROOFING set

Propane surface-heating torch with Ø 63 mm high-performance burner



Product profile

APPLICATION AREA

Ideal for roofing and asphalt work and for bonding of bituminous sheeting, large-scale burning of weeds, defrosting, insulation, shrinking, drying and warming up.

KEY FEATURES


- Large working range with 5 m propane hose
- Efficient use even in adverse weather conditions with the flame stabiliser
- High-performance burner with flame stabiliser chrome plated with a reinforced edge
- Burner support

TECHNICAL DATA

600 mm burner tube
Burner support



Ø 63 mm



Burner support included!

5 m propane hose
Large working range

Ideal for roofing and asphalt work



600 mm burner tube with support and 5.0 m propane hose



5-part set (No. 30954) includes: propane handle (No. 21511216), 63 mm high-performance torch (No. 223216300), 600 mm torch pipe (No. 236010000), 5 m propane hose (No. 32203), torch support (No. 252010000)

Model	g	No.
ROOFING set	1,920	30954
ROOFING set (as No. 30954, with piezo ignition)	1,960	030955X
ROOFING set (as No. 30954, with pressure regulator No. 30925)	2,300	30957
Burner support	60	252010000

Extensions

Special tube, chrome plated, angled 40°, inlet M 14 x 1, outlet M 20 x 1



L mm	g	No.	L mm	g	No.
100	90	231010000	350	190	233510000
200	120	232010000	600	290	236010000

Surface-heating burner heads

High-efficiency burner heads with flame stabilisers, made of special chrome plated steel, reinforced edge. For warming up, shrinking, insulating, hardening, general repair work etc. Threaded M 20 x 1 coupling



mm	L mm	g/h	kWh – kcal – BTU	g	No.
open					
45	102	2500	32.00 – 27,500 – 109,280	240	223090616
51	112	3800	48.60 – 41,800 – 165,970	270	223090716
63	138	6700	85.70 – 73,700 – 292,670	440	223090916
closed					
45	102	2500	32.00 – 27,500 – 109,280	240	223214500
51	112	3800	48.60 – 41,800 – 165,970	270	223215100
57	126	5500	70.35 – 60,500 – 240,257	350	223215700
63	138	6700	85.70 – 73,700 – 292,670	440	223216300

Safety propane handles

With economy, regulating and shut-off valves, hose coupling G 3/8" LH



Model	g	No.
Safety propane handle with push-in coupling	350	211121116
Safety propane handle with M 14x1 coupling	290	211111116
Repair kit with shut-off valve, complete	10	30101
Repair kit with regulating valve, complete	10	30102

Propane regulators

Brass, for 0.5 kg, 5 kg and 11 kg cylinders



Inlet	Outlet	Working pressure Bar	Performance kg/h	g	No.
W 21.8x1/14" LH	G 3/8" LH	0.5 - 4.0	8	240	32081
G 3/8" LH	G 3/8" LH	0 - 6	8	200	242206000
W 21.8x1/14" LH	G 3/8" LH	4	8	230	30925

Propane hoses

Top quality, with strong inlay, durable and flexible, mounted with sleeves and nuts, up to 20 bar pressure (2 MPa)



L m	Inlet	Outlet	Standard	Interior-Ø mm	Wall thickness	g	No.
2	G 3/8" LH	M 10 x 1 LH	ISO 3821	4.0 x 3.5	310	30927	
2.5	G 3/8" LH	G 3/8" LH	ISO 3821	4.0 x 3.5	350	32201	
5	G 3/8" LH	G 3/8" LH	ISO 3821	4.0 x 3.5	730	33310	
10	G 3/8" LH	G 3/8" LH	EN 1327	5.0 x 3.5	1,650	32223	

Propane hose cut-off valve


Nominal pressure 1.5 - 4 bar, brass, DIN / DVGW tested. Automatic interruption of gas supply if hose is damaged or loosened, push-button for resetting after interruption



Inlet	Outlet	Performance kg/h	g	No.
G 3/8" LH	G 3/8" LH	10	130	35925

Refilling adaptor

For refilling 0.425 kg propane cylinders from 3 kg, 5 kg or 11 kg propane cylinders, brass with guide pin



Inlet	Outlet	g	No.
W 21.8 x 1/14" LH	G 3/8" LH	160	32207

Propane steel cylinder

With cylinder valve, TÜV tested, according to TRG



Model	Outlet	Content kg	g	No.
Small cylinder 0.425 kg, with foot G 3/8" LH empty		2.75	33079	
Protective collar for No. 33079			35636	

Fig. similar

ROTHERM 2000

Electric soft soldering unit up to Ø 54 mm / 2.1/8"



Product profile

APPLICATION AREA

For simple, safe and time-saving soft soldering without a flame. Particularly suitable for repair and modification work in surroundings or rooms with a fire hazard, as well as in building refurbishment. **Soft Soldering of copper pipes:** Ø 6 - 54 mm, 1/4 - 2.1/8"

KEY FEATURES

- Soldering without open flame
- Large working radius, also when working under ceilings
- Comfortable transport and convenient use
- High-performance, short soldering times
- Thermal overload protection turns device off automatically

KEY FEATURES

- Handle shell will not overheat
- No purchasing on handling of gas cylinders necessary
- Equivalent with transport terms
- Connection on every 230 V outlet, 2 m connection cable
- Fast return on investment
- Power control lamp (red) and operating control lamp (green)
- Equipment fuse accessible from outside

TECHNICAL DATA

Power: 2,000 W
Soldergun cable: 4 m
Dimensions (L x W x H): 260 x 190 x 200 mm
Weight: 10.5 kg

Soldering without open flame!

Thermal overload protection

Automatic device shut-off

2,000 W

High-performance, short soldering times

Generously dimensioned stainless steel cooling ribs

No overheating of the handle shells



Highly flexible, extra long 4 m solder gun cable

Large working radius, also when working under ceilings

Soldering without open flame

No risk of fire from flammable walls, floor coverings, plastic parts etc.

Compact design

Comfortable transport and convenient use

ROTHERM 2000 soft soldering set

Electric soft soldering unit up to Ø 54 mm / 2.1/8"

Set (No. 36702) includes: ROTHERM 2000 soft soldering unit, 230 V (No. 36700), ROSOL 3 fittings soldering paste (No. 45225), fitting solder 3 (No. 45255), ROVLIES (No. 45268), internal brushes 12 mm (No. 854181) / 15 mm (No. 854183) / 18 mm (No. 854185) / 22 mm (No. 854186) / 28 mm (No. 854187), steel case (No. 36715)

Particularly suitable for repair and modification work in surroundings or rooms with a fire hazard, as well as in building refurbishment!




Fig. similar

Warming up of the soldering joint without open flame



Rod electrodes for working near to the wall or between parallel running pipes with narrow gaps (can be ordered separately)



Flat electrode




Simple replacement of electrodes and electrode holders



Model	kg	230 V 50/60 Hz
ROTHERM 2000 soft soldering set	17.8	36702
ROTHERM 2000 soft soldering unit	13.6	36700
Steel case	3.5	36715

ACCESSORIES



Model	No.	Model	No.
Flat electrode (pair)	36721	ROVLIES cleaning pads	173
Flat electrode with holder (pair)	36711	Fittings solder flux	175
Rod electrodes (pair)	36720	Fittings solders	175
Rod electrodes with holder (pair)	36710	Internal brushes for copper pipe	173

ALLGAS 2000 set

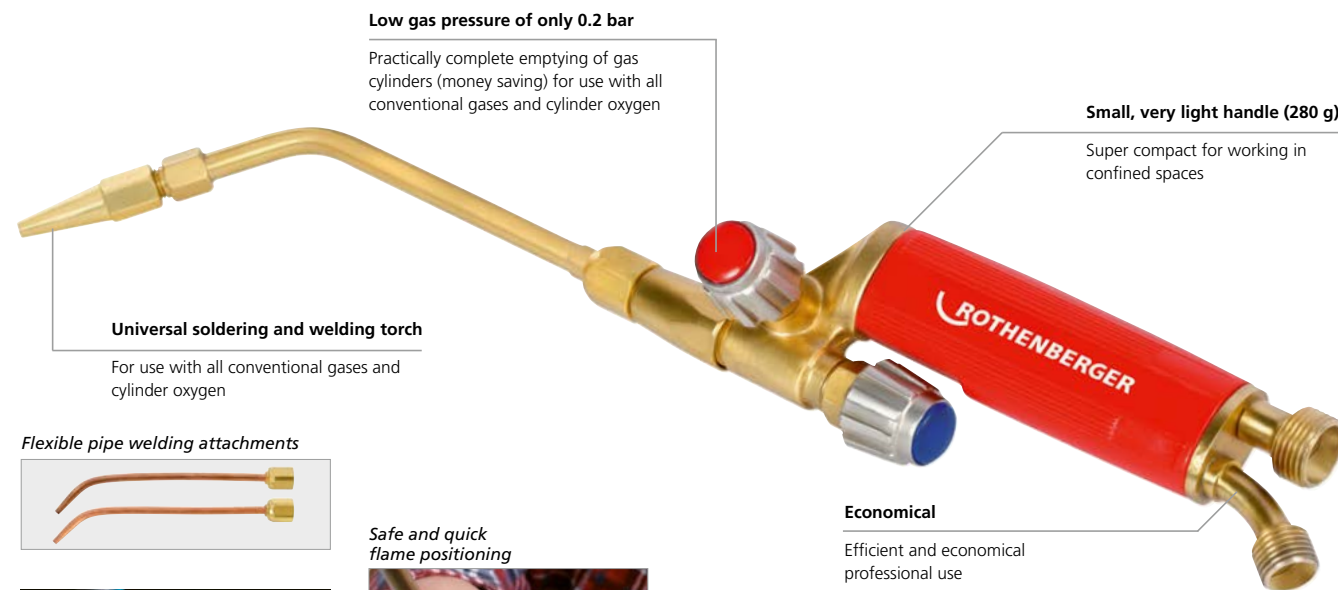
Mobile soldering and welding torch

Ideal mobile soldering and welding torch for plumbers, HVAC fitters, refrigeration technicians, automotive workshops and tinsmiths



Product profile	
APPLICATION AREA	
Soldering range:	up to 2.5 mm material thickness
Welding range:	0.2 - 5 mm
Suitable for use with:	Acetylene and oxygen Propane and oxygen CNG and oxygen Town gas and oxygen

Product profile	
KEY FEATURES	
●	For use with all conventional gases and cylinder oxygen
●	Practically complete emptying of gas cylinders (money-saving)
●	Super compact for working in confined spaces
●	Efficient and economical professional use



Low gas pressure of only 0.2 bar

Practically complete emptying of gas cylinders (money saving) for use with all conventional gases and cylinder oxygen

Small, very light handle (280 g)

Super compact for working in confined spaces

Economical

Efficient and economical professional use

Universal soldering and welding torch

For use with all conventional gases and cylinder oxygen

Flexible pipe welding attachments



Safe and quick flame positioning



Dispersion burners for warming up



17-part set (No. 35300) includes: handle (No. 35303), mixing burners with union nut (No. 35304), welding tips 0.2 - 1.0 mm (No. 35305) / 1.0 - 2.0 mm (No. 35306) / 2.0 - 3.0 mm (No. 35307) / 3.0 - 4.0 mm (No. 35308) / 4.0 - 5.0 mm (No. 35309), flexible welding tips size 1 (No. 35313) / size 2 (No. 35314), coupling / union nut size 14 (No. 35315), dispersion burners (No. 35311), 2.5 m dual-hose package (No. 35221), open-ended spanner size 14 x 19 mm (No. 32073), welding tip holder / spanner (No. 35312), safety igniter (No. 32077), replacement flints (No. 32088), steel case (No. 35319)

Model	Coupling oxygen	Coupling fuel gas	g	No.
ALLGAS 2000 set (acetylene)			3,100	35300
ALLGAS 2000 handle	G 1/4" RH	G 3/8" LH	280	35303
Mixing burners with union nut			40	35304

Welding tips and welding attachments

Model	Welding range mm	g	No.
Welding tip size 1	0.2 - 1.0	10	35305
Welding tip size 2	1.0 - 2.0	10	35306
Welding tip size 3	2.0 - 3.0	10	35307
Welding tip size 4	3.0 - 4.0	10	35308
Welding tip size 5	4.0 - 5.0	10	35309
Dispersion burners for warming up		20	35311
Welding tip holder, can be used as a spanner		20	35312
Flexible welding tip size 1	2.0 - 3.0	40	35313
Flexible welding tip size 2	4.0 - 5.0	40	35314
Coupling / union nut size 14		10	35315



ALLGAS 2000 set

Fig. similar

ALLGAS 2000 PS 0.5 / 2 Compact

Portable brazing equipment with carrying frame

For brazing iron, steel, sheet steel, pipes and non-ferrous metals



Product profile	
KEY FEATURES	
●	Secure transport in closed supporting frame
●	Portable, light brazing equipment
●	Ideal for mobile building-site and repair use
●	Small propane cylinders can be refilled
TECHNICAL DATA	
Gas:	Propane and oxygen
Flame temperature:	2,850 °C
Working temperature:	1,150 °C

Carrying comfort



Fig. similar



The bottle colors shown are without obligation!
Fig. similar

With safety devices to prevent flashbacks

24-part set (No. 35655) includes: ALLGAS 2000 handle (No. 35303), propane hose, 2.5 m (No. 32201), oxygen hose, 2.5 m (No. 35210), propane regulator adjustable 0 - 6 bar (No. 242206000), oxygen pressure reducer 10 bar (No. 35634), mixing burners with union nut (No. 35304), welding tips 0.2 - 1.0 mm (No. 35305) / 1.0 - 2.0 mm (No. 35306) / 2.0 - 3.0 mm (No. 35307) / 3.0 - 4.0 mm (No. 35308) / 4.0 - 5.0 mm (No. 35309), flexible welding tips size 1 (No. 35313) / size 2 (No. 35314), dispersion burners (No. 35311), welding tip holder / spanner (No. 35312), multi-size spanner (No. 35738), safety igniter (No. 32077), replacement flints (No. 32088), nylon safety goggles (No. 540620), small propane cylinder 0.425 kg, empty (No. 33079), steel oxygen cylinder 2.0 l, full (No. 35635), oxygen safety device (No. 1000000633), fuel gas safety device (No. 1000000631), carrying frame (No. 35629)

Model	kg	No.
ALLGAS 2000 PS 0.5 / 2 Compact set	21.4	35655
Carrying frame without accessories	10.3	35629


Further accessories can be found on **170**

ALLGAS 2000 welding tips

For brazing iron, steel, sheet steel, pipes and non-ferrous metals




Welding tips, thread M8 X 1



Model	Welding range mm	g	No.
Welding tip size 1	0.2 - 1.0	10	35305
Welding tip size 2	1.0 - 2.0	10	35306
Welding tip size 3	2.0 - 3.0	10	35307
Welding tip size 4	3.0 - 4.0	10	35308
Welding tip size 5	4.0 - 5.0	10	35309
Dispersion burners for warming up		20	35311
Welding tip holder, can be used as a spanner		20	35312




No. 35311



No. 35312

Flexible pipe welding attachments

Model	Welding range mm	g	No.
Flexible welding tip size 1	2.0 - 3.0	40	35313
Flexible welding tip size 2	4.0 - 5.0	40	35314
Coupling / union nut size 14		10	35315



ALLGAS Mobile Pro

Mobile brazing equipment with safety devices

For brazing of iron, steel, sheet steel, pipes and non-ferrous metals



Product profile

KEY FEATURES

- Mobile brazing set with a total weight lower than 6 kg incl. cartridges
- High-quality safety devices for both gas hoses to prevent flash-backs
- MAPP[®] gas pressure regulator with an adjustable range of 0 - 2 bar for a constant, low consumption and an efficient flame adjustment

TECHNICAL DATA

Gas:	MAPP [®] gas with oxygen
Flame temperature:	over 3,100 °C
Working temperature:	1,300 °C

Accessories included in the set



High-quality safety devices

Reliable prevention of gas returns and flashbacks

Pressure reducer 0 - 2 bar

Constant, low consumption and efficient flame adjustment

Total weight < 6 kg

High mobility on construction site

High-quality rubber hoses

20 bar, EN ISO 3821 certified, length: 2.5 m

MAPP[®] and oxygen

Flame temperature above 3,100 °C

Welding and brazing torch

Including 5 interchangeable burners and a bendable welding attachment for a material thickness up to 5 mm

Fig. similar

Model	kg	No.
ALLGAS Mobile Pro 1" US, w/o cartridges	3.86	100000529
ALLGAS Mobile Pro 1" US, with cartridges	5.95	100000743
ALLGAS Mobile Pro 7/16" EU, w/o cartridges	3.86	100000642
ALLGAS Mobile Pro 7/16" EU, with cartridges	5.70	100000558
MAPP [®] gas 1" US, 788 ml	0.9	35698
MAPP [®] gas 7/16" EU, 788 ml	0.9	035521-A
Oxygen steel cylinder, disposable, 950 ml, 110 bar	1.33	35750

Model	kg	No.
Pressure regulator 1" US f. MAPP [®] / LPG	0.38	100000620
Pressure regulator 7/16" EU f. MAPP [®] / LPG	0.35	100000627
Pressure regulator M10 x 1 f. oxygen	0.35	100000629

ALLGAS 2000 PS 0.5 / 2 Basic

Portable fitter's brazing equipment

For brazing iron, steel, sheet steel, pipes and non-ferrous metals



KEY FEATURES

- Compact and handy construction for mobile building-site and repair use
- Job compatible combination, assembled and ready to use

Space saving storage in service vehicles!



The bottle colors shown are without obligation!
Fig. similar

18-part set (No. 35651) includes: ALLGAS 2000 handle (No. 35303), propane hose, 2.5 m (No. 32201), oxygen hose, 2.5 m (No. 35210), propane regulator adjustable 0 - 6 bar (No. 242206000), oxygen pressure reducer 10 bar (No. 35634), mixing burners with union nut (No. 35304), welding tips 0.2 - 1.0 mm (No. 35305) / 1.0 - 2.0 mm (No. 35306) / 2.0 - 3.0 mm (No. 35307) / 3.0 - 4.0 mm (No. 35308) / 4.0 - 5.0 mm (No. 35309), welding tip holder / spanner (No. 35312) multi-size spanner (No. 35738), safety igniter (No. 32077), replacement flints (No. 32088), steel oxygen cylinder 2.0 l, filled (No. 35635), propane cylinder 0.5 kg, empty (No. 33079), ALLGAS stand (No. 35628)

Model	kg	No.
ALLGAS 2000 PS 0.5 / 2 Basic set	14.4	35651
Further accessories can be found on	170	


ROXY 400 L

Standard gas-welding equipment for flame temperatures up to 3,100 °C

For brazing iron, steel, sheet steel, pipes and non-ferrous metals



Space saving storage in service vehicles!



The bottle colors shown are without obligation!
Fig. similar

19-part set (No. 035780X) includes: handle with fine regulating valve (No. 35580), Maxigas 400 (No. 035570-A), oxygen cylinder 2.0 L (No. 35635), fine regulating valve (No. 263003700), oxygen pressure reducer according to DIN 0-315 / 200 bar 0-16 / 10 bar (No. 35634), hose set, 3 m without handle (No. 35785), oxygen blowback protection (No. 100000633), gas blowback protection (No. 35691), mixing burners with union nut (No. 35587), high-performance tips 1.5 mm (No. 263005600) / 2.0 mm (No. 263005400), micro-tips 0.3 mm (No. 35712) / 0.5 mm (No. 35696) / 0.7 mm (No. 35713), micro-tip adaptor (No. 35585), welding goggles A5 (No. 35621), safety igniter (No. 32077), multi-size spanner (No. 35738), carrying frame (No. 35727)

Model	kg	No.
ROXY 400 L, complete	10.80	035780X
ROXY 400 L without oxygen	6.0	35782
Welding-handle, M14x1	0.12	35580
Dual hose set 3 m	0.95	35785
Micro-tip adaptor	0.01	35585
Micro-tip 0.3 mm	0.01	35712
Micro-tip 0.4 mm	0.01	35695
Micro-tip 0.5 mm	0.02	35696
Micro-tip 0.6 mm	0.02	35697
Micro-tip 0.7 mm	0.02	35713
High-performance tip 0.7 mm	0.06	263005800
High-performance tip 1.2 mm	0.04	263005700
High-performance tip 1.5 mm	0.04	263005600
High-performance tip 2.0 mm	0.04	263005400

RE 17 three-gas system AMS 5/5

Assembly, welding, cutting and brazing system
Welding range: 0.5 - 14 mm, Cutting range: 12 - 50 mm



Including gas cylinders and dual-telescoping transport trolley!

27-part set (No. 35400) includes: handle with coupling nut (No. 35324), welding attachments 0.5 - 1.0 mm (No. 35325) / 1.0 - 2.0 mm (No. 35326) / 2.0 - 4.0 mm (No. 35327) / 4.0 - 6.0 mm (No. 35328) / 6.0 - 9.0 mm (No. 35329) / 9.0 - 14.0 mm (No. 35334), wing-lever cutting attachment (No. 35338), cutting tips 12 - 25 mm (No. 35341) / 25 - 50 mm (No. 35344), heating burners 12-100 mm (No. 35339), dual hoses A/O, 5m (No. 35222), acetylene pressure reducer 1.5 bar (No. 35794), oxygen pressure reducer 10 bar (No. 35634), 2x red (No. 511428) / 2x blue protective rubber caps (No. 511427), 10 piece burners cleaning set (No. 510105), torch spanner (No. 510106), safety igniter (No. 32077), replacement flints (No. 32088), acetylene cylinder 5 l, filled (No. 35178), oxygen cylinder 5 l, filled (No. 35188), Maxigas 400 (No. 035570-A), gas regulating valve Maxigas (No. 1300003161), hose adaptor Maxigas (No. 35491), steel case (No. 35800), dual-telescoping transport trolley (No. 35354).

Model	kg	No.
RE 17 three-gas system AMS 5/5	50	35400

The bottle colors shown are without obligation! Fig. similar

RE 17 three-gas system AMS 5 and 10

Assembly, welding, cutting and brazing system
Welding range: 0.5 - 14 mm, Cutting range: 12 - 50 mm



Including dual-telescoping transport trolley!

24-part set (No. 35403) includes: handle with coupling nut (No. 35324), welding attachments 0.5 - 1.0 mm (No. 35325) / 1.0 - 2.0 mm (No. 35326) / 2.0 - 4.0 mm (No. 35327) / 4.0 - 6.0 mm (No. 35328) / 6.0 - 9.0 mm (No. 35329) / 9.0 - 14.0 mm (No. 35334), wing-lever cutting attachment (No. 35338), cutting tips 12 - 25 mm (No. 35341) / 25 - 50 mm (No. 35344), heating burners 12 - 100 mm (No. 35339), dual hoses A/O, 5 m (No. 35222), acetylene pressure reducer 1.5 bar (No. 35794), oxygen pressure reducer 10 bar (No. 35634), 2x red (No. 511428) / 2x blue protective rubber caps (No. 511427), 10 piece burners cleaning set (No. 510105), torch spanner (No. 510106), safety igniter (No. 32077), replacement flints (No. 32088), gas regulating valve Maxigas (No. 1300003161), hose adaptor Maxigas (No. 35491), steel case (No. 35800), dual-telescoping transport trolley (No. 35354).

Model	kg	No.
RE 17 three-gas system AMS 5 + 10	23	35403

The bottle colors shown are without obligation! Fig. similar

RE 17 three-gas system AMS 10/10

Assembly, welding, cutting and brazing system
Welding range: 0.5 - 14 mm, Cutting range: 12 - 50 mm



Including gas cylinders and dual-telescoping transport trolley!

27-part set (No. 35401) includes: handle with coupling nut (No. 35324), welding attachments 0.5 - 1.0 mm (No. 35325) / 1.0 - 2.0 mm (No. 35326) / 2.0 - 4.0 mm (No. 35327) / 4.0 - 6.0 mm (No. 35328) / 6.0 - 9.0 mm (No. 35329) / 9.0 - 14.0 mm (No. 35334), wing-lever cutting attachment (No. 35338), cutting tips 12 - 25 mm (No. 35341) / 25 - 50 mm (No. 35344), heating burners 12 - 100 mm (No. 35339), dual hoses A/O, 5 m (No. 35222), acetylene pressure reducer 1.5 bar (No. 35794), oxygen pressure reducer 10 bar (No. 35634), 2x red (No. 511428) / 2x blue protective rubber caps (No. 511427), 10 piece burners cleaning set (No. 510105), torch spanner (No. 510106), safety igniter (No. 32077), replacement flints (No. 32088), acetylene cylinder 10 l, filled (No. 35179), oxygen cylinder 10 l, filled (No. 35189), Maxigas 400 (No. 035570-A), gas regulating valve Maxigas (No. 1300003161), hose adaptor Maxigas (No. 35491), steel case (No. 35800), dual-telescoping transport trolley (No. 35354).

Model	kg	No.
RE 17 three-gas system AMS 10/10	66	35401
RE 17 as in No. 35401, cutting range 12 - 25 mm	65	35798

The bottle colors shown are without obligation! Fig. similar

RE 17 UNIVERSAL pipe welding set

For welding, cutting, brazing and warming up
Welding range: 0.5 - 14 mm, Cutting range: 12 - 100 mm



No. 35480 Fig. similar



No. 35324

Set (No. 35479) includes: handle with coupling nut (No. 35324), welding attachments 2.0 - 4.0 mm (No. 35327) / 4.0 - 6.0 mm (No. 35328) / 6.0 - 9.0 mm (No. 35329), flexible pipe-welding tips 2.0 - 4.0 mm (No. 35347) / 4.0 - 6.0 mm (No. 35348), wing-lever cutting attachment (No. 35338), cutting tip 12 - 25 mm (No. 35341), heating burners 12 - 100 mm (No. 35339), nozzle cleaning set, 10 piece (No. 510105), torch spanner (No. 510106), safety igniter (No. 32077), replacement flints (No. 32088), steel case (No. 35800)

Model	kg	No.
RE 17 pipe welding set	4.3	35479
RE 17 pipe welding set as in set (No. 35479), but also including with welding attachments 0.5 - 1.0 mm (No. 35325) / 1 - 2 mm (No. 35326), cutting tip 12 - 25 mm (No. 35341) / 25 - 50 mm (No. 35344)	4.8	35480
Steel case RE 17 (empty)	1.70	35800
RE 17 handle with burner coupling nut	0.47	35324
Coupling: oxygen G 1/4" RH, gas G 3/8" LH		

RE 17 welding attachments

	Welding range mm	kg	No.
Welding attachment	0.5 - 1.0	140	35325
Welding attachment	1.0 - 2.0	150	35326
Welding attachment	2.0 - 4.0	170	35327
Welding attachment	4.0 - 6.0	190	35328
Welding attachment	6.0 - 9.0	220	35329
Welding attachment	9.0 - 14.0	260	35334



RE 17 welding attachments, bendable

Pipe welding attachment, complete

Flexible copper tips

Welding range mm	kg	No.	Welding range mm	kg	No.
2.0 - 4.0	140	35347	1.0 - 2.0	40	35475
4.0 - 6.0	150	35348	2.0 - 4.0	40	35476
			4.0 - 6.0	50	35477

Pipe welding attachment, front piece



Pipe welding attachment, complete



RE 17 wing-lever cutting attachment

Model	kg	No.
Cutting attachment without tips	820	35338



RE 17 cutting tips and heating burners

Model	Cutting range mm	kg	No.
Cutting tip	12 - 25	10	35341
Cutting tip	25 - 50	20	35344
Cutting tip	50 - 100	20	35345
Heating burners	12 - 100	50	35339



No. 35338

No. 35341
No. 35344
No. 35345

No. 35339



Oxy-acetylene hoses

Top quality in accordance with ISO 3821 (former EN 559), with strong inlay, durable and flexible, rubber, mounted with sleeves and nuts

Oxygen hoses

L m	Inlet	Outlet	Internal Ø x Wall thickness	kg	No.
2.5	G 1/4" RH	G 1/4" RH	4 x 3.5	0.5	35210
5.0	G 1/4" RH	G 1/4" RH	4 x 3.5	1.1	33311



Dual hoses A/O

L m	Inlet/Outlet Oxygen	Inlet/Outlet Acetylene	Interior Ø x Wall thickness	kg	No.
2.5	G 1/4" RH	G 3/8" LH	6.3 x 3.5	0.9	35221
5.0	G 1/4" RH	G 3/8" LH	6.3 x 3.5	2.0	35222
10	G 1/4" RH	G 3/8" LH	6.3 x 3.5	3.8	35223



Protective bracket included in delivery for steel cylinders without cap,



The bottle colors shown are without obligation! Fig. similar

Lightweight steel cylinders, filled

With cylinder valve and cap (5 l and 10 l), TÜV tested in accordance with TRGI

Model	Contents	Filling pressure bar	Height mm	Ø mm	kg	No.
Oxygen	950 ml	110	340	70	1.33	35750
Oxygen	2 l	200	420	110	4.6	35635
Oxygen	5 l	200	595	145	14.0	35188
Oxygen	10 l	200	980	145	17.0	35189
Acetylene	5 l	18	595	145	13.0	35178
Acetylene	10 l	18	980	145	23.0	35179

Cylinder transport trolley

Portable and mobile, for 5 and 10 l acetylene / oxygen cylinders, 5 kg and 12 kg propane cylinders can be used with conversion kit (special accessory). Coupling for disposable Maxigas 400 cartridges, dual-telescoping for different cylinder heights, brackets for ALLGAS and RE 17 steel cases





Model	kg	No.
Transport trolley for 5 / 10 l acetylene / oxygen cylinders	8.9	35354

Cylinder pressure reducer

Robust pressed brass construction according to EN ISO 2503 with large pressure gauge according to ISO 5171, with shut-off and safety valves. Acetylene cylinder pressure reducer with bow coupling according to DIN 477-1

Cylinder contents bar	Working pressure bar	Inlet	Outlet	kg	No.
Oxygen	0 - 200	G 3/4" RH	G 1/4" RH	1.4	35634
Acetylene	0 - 40	Bow	G 3/8" LH	1.6	35794



Blowback prevention

Safety devices (flashback arrestors) according to EN 730-1 and ISO 5175-1, type tested, with flame arrestor (FA) and non-return valve (NV). No. 540360 and No. 540365 are additionally equipped with a temperature-sensitive cut-off valve (TV) and filter

Model	max. working pressure	Coupling	kg	No.
Handle-mounted, oxygen	25.0 bar	G 1/4" RH 150		540360
Handle-mounted, acetylene	1.5 bar (ace) 5.0 bar (propane/CNG)	G 3/8" LH 160		540365
Reducer-mounted, oxygen	25.0 bar	G 1/4" RH 120		1000000633
Reducer-mounted, fuel gas	1.5 bar (ace) 4.0 bar (propane/CNG)	G 3/8" LH 120		1000000631
Handle, oxygen	20.0 bar	G 1/4" RH 100		1000000764
Handle, fuel gas	1.5 bar (ace) 4.0 bar (propane/CNG)	G 3/8" LH 100		1000000762



Protective guard for pressure reducer

Impact protection, rugged steel construction, mounts on connection coupling

Model	Color	kg	No.
For oxygen pressure reducer	blue	820	35146
For acetylene pressure reducer	yellow	820	35140



Protective rubber cap

With slot, open

Model	Color	kg	No.
For oxygen pressure reducer	blue	50	511427
For acetylene pressure reducer	yellow	50	511428



Oxygen refilling bend

Suitable for all 0.67l, 2l, 3l, 5l, 10l, 20l and 50l bottles up to 200 bar

Model	kg	No.
max. 200 bar, cylinder coupling G 3/4"	360	35199



Safety igniters

Powerful spark, wear-free hard alloy friction surface

Model	kg	No.
Safety igniter	60	32077
Replacement flints, tin, 5 pcs.	15	32088






No. 540850

Hand-held welding mirror

Model	g	No.
Steel wire handle with clamp / ball joint	280	540850
Spare steel mirror	50	540851



No. 540855

Magnet welding mirror

Model	g	No.
With flexible metal tube / ball joint	450	540855
Spare steel mirror	50	540851



Burners cleaner

Model	g	No.
Burners cleaner, in folding case, 11 pcs.	20	510105



Torch spanner

Model	g	No.
With 10 wrench sizes	210	510106



Soldering flux and container for hydrochloric acid

Model	g	No.
With screw cap retaining band for 150 ml content	40	530250



Ammonia stone

For cleaning of copper pieces after soft soldering

Model	L x B x H	g	No.
Ammonia stone, pressed	65 x 45 x 40 mm	15	530310



No. 540620

No. 540622



No. 540640

Welding goggles EN 166

With thermal glasses as per EN 169

Model	Glas	g	No.
Nylon safety goggles	A 4	60	540620
	A 5	60	540621
Replacement glass (pair)	clear, non-splintering	60	540622
	A 4	30	540625
Screw-ring safety goggles	A 5	10	540626
	clear, non-splintering	30	540627
Replacement glass (Ø 50 mm)	A 4	90	540640
	A 5	90	540641
Replacement glass (Ø 50 mm)	A 4	30	540675
	A 5	10	540676

ROVLIES cleaning pads

Metal-free, for fast, score-free cleaning of copper pipe soldering surfaces

KEY FEATURES

- Reduced corrosion damage
- No metal abrasion, can be used wet or dry
- Removes oxide layers, corrosion, surface dirt, oil and grease residues
- Solvent-resistant and flexible

Model	g	No.
ROVLIES	1(10)	80 45268
ROVLIES counter display	36(10)	2,180 045268D



Internal brushes for copper pipe

For fast cleaning of the soldering surface with rugged plastic handle

mm	g	No.	mm	g	No.
12	80	854181	22	140	854186
15	100	854183	28	140	854187
18	120	854185			



Hand wire brushes

Model	Number of rows	g	No.
Standard steel	3 rows	130	561351
Standard steel	4 rows	130	561352



Welding blanket

Flame and heat resistant up to 840 °C

- Permanent heat resistance up to 700 °C by direct flame contact and molten slag
- Good formability, long service life, asbestos-free and poses no health hazard
- Bonded edges

Thickness: 1.4 mm
Weight: 1,000 g/m²



Model	L x W x H	g	No.
Welding blanket	500 x 330 x 5 mm	300	31050

Flame reflectors

- Made of high-quality stainless steel
- Protects surrounding materials
- Better heat utilisation, saves time and energy



Model	Width mm	Adaptor Ø mm	g	No.
65 / 15	65	8 – 15	100	31042
65 / 22	65	15 – 22	100	31043







Fitting soft solder according to EN standard

Standard type according to EN 9453	Solder composition in weight %	Melting range °C	Suitable for soft soldering in the plumbing industry			Recommended heat source
			Pipe material	Fittings material	Recommended flux according to EN 94454-1	
S -Sn97Cu3	Sn 97, Cu 3	230 - 250	Copper	Copper, gunmetal, brass	Part 1 - 3.1.1, 3.1.2, 2.1.2 or ROSOL 3	Cartridge burner, heat resistant soldering unit, propane / induced-air burner, acetylene / induced-air burner, larger pipe diameters above 28 mm with propane / oxygen burner with dispersion burners
S -Sn97Ag3	Sn 96.7, Ag 3.3	221 - 240	Copper	Copper, gunmetal, brass	Part 1 - 3.1.1, 3.1.2, 2.1.2 or ROSOL 1 S	

Standard solder according to EN ISO standard

Standard type according to ISO 17672	Solder composition in weight %	Melting range °C	Working temperature °C	Suitable for installation technology brazing			Recommended flux according to EN 1045	Recommended heat source
				Pipe material	Fittings material	Flux		
CuP 179	Cu 94 / P 6	710 - 890	760	Copper	Copper Gunmetal Brass	without flux with flux	FH 10 or LP 5	Cartridge torch with MAPP ¹⁾ gas, Propane / induced-air torch, Acetylene / induced-air torch, Larger pipe diameters above 28 mm with propane / oxygen torch with dispersion burners
CuP 279	Ag 2 / Cu 91,8 / P 6,2	645 - 825	740	Copper	Copper Gunmetal Brass	without flux with flux	FH 10 or LP 5	
CuP 281	Ag 5 / Cu 89 / P 6	645 - 815	710	Copper	Copper Gunmetal Brass	without flux with flux	FH 10 or LP 5	
CuP 284	Ag 15 / Cu 80 / P 5	645 - 800	700	Copper	Copper Gunmetal Brass	without flux with flux	FH 10 or LP 5	
Ag 134	Ag 34 / Cu 36 / Zn 27,5 / Sn 2,5	630 - 730	710	Steel Copper	Steel, Copper Gunmetal Brass	with flux (U = sheathed from 22 mm pipe-Ø)	FH 10 or LP 5	
Ag 145	Ag 45 / Cu 27 / Zn 25,5 / Sn 2,5	640 - 680	670	Steel Copper	Steel, Copper Gunmetal Brass	with flux (U = sheathed from 22 mm pipe-Ø)	FH 10 or LP 5	

Soldered joints

Material	Required hard solder	Melting range	Working temperature	Standard
Copper-Copper 	S 34 Cu / S 34 Cu U S 94 S 2 S 5 S 15	630 °C - 730 °C 710 °C - 890 °C 645 °C - 825 °C 645 °C - 815 °C 645 °C - 800 °C	710 °C 760 °C 740 °C 710 °C 700 °C	EN ISO 17672 (former DIN EN 1044)
Copper-Carbon steel 	S 34 Cu / S 34 Cu U S 45 Cu / S 45 Cu U	630 °C - 730 °C 640 °C - 680 °C	710 °C 670 °C	EN ISO 17672 (former DIN EN 1044)
Copper-Brass 	S 94 S 2 S 5 S 15	710 °C - 890 °C 645 °C - 825 °C 645 °C - 815 °C 645 °C - 800 °C	760 °C 740 °C 710 °C 700 °C	EN ISO 17672 (former DIN EN 1044)
Brass-Carbon steel 	S 34 Cu / S 34 Cu U S 45 Cu / S 45 Cu U	600 °C - 690 °C 595 °C - 630 °C	680 °C 610 °C	EN ISO 17672 (former DIN EN 1044)
Brass-Brass 	S 94 S 2 S 5 S 15	710 °C - 890 °C 645 °C - 825 °C 645 °C - 815 °C 645 °C - 800 °C	760 °C 740 °C 710 °C 700 °C	EN ISO 17672 (former DIN EN 1044)
Carbon steel-Carbon steel 	S 34 Cu / S 34 Cu U S 45 Cu / S 45 Cu U	630 °C - 730 °C 640 °C - 680 °C	710 °C 670 °C	EN ISO 17672 (former DIN EN 1044)

¹⁾ MAPP is a registered trademark of the MESSER Group GmbH, Bad Soden

Fittings solders

Quality soft solders according to EN 9453 for joining copper pipes to copper, gunmetal and brass fittings for hot and cold-water plumbing in accordance with DVGW worksheet GW 2 without flux, for use with corresponding ROSOL fittings solder paste



No. 45252

Fitting solder 1 S

Quality soft solder S-Sn97Ag3, melting range 221 °C - 240 °C, for use with ROSOL 1 S fittings solder paste

Solder wire Ø	Description	g	No.
2 mm	250 g coil	270	45252
3 mm	250 g coil	270	45250



No. 45257

Fitting solder 3

Quality soft solder, S-Sn97Cu3, melting range 230 °C - 250 °C, for use with ROSOL 3 fittings solder paste

Solder wire Ø	Description	g	No.
2 mm	250 g coil	270	45257
3 mm	250 g coil	270	45255

ROSOL soldering paste

Quality soft soldering flux according to EN ISO 9453 and EN 29454-1, 3.1.1.C, with DVGW test mark Reg.-No. DV-0101AT2247, for joining copper pipes to copper, gunmetal and brass fittings for hot and cold-water plumbing in accordance with DVGW worksheet GW 7, metal content 60% by weight, flux residues are 100% water soluble



No. 45220



No. 45225

ROSOL 1 S

Fittings solder paste

Quality soft soldering flux, metal content: S-Sn97Ag3, only for use with fitting solder 1 S

Model	g	No.
ROSOL 1 S in plastic bottle 250 g	270	45220

ROSOL 3

Fittings solder paste

Quality soft soldering flux, metal content: S-Sn97Cu3, only for use with fittings solder 3

Model	g	No.
ROSOL 3 in plastic bottle 250 g	270	45225

Fittings soft solder flux

According to EN ISO 9454-1-3114, flux residues are 100 % water soluble, for joining copper pipes to copper, gunmetal, and brass fittings for hot and cold-water plumbing in accordance with DVGW worksheet GW 2 and GW 7, also suitable for general-purpose soldering work.



Model	g	No.
Fittings soft solder flux in plastic jar 35 ml	35	45266



Hard solder rings S 2

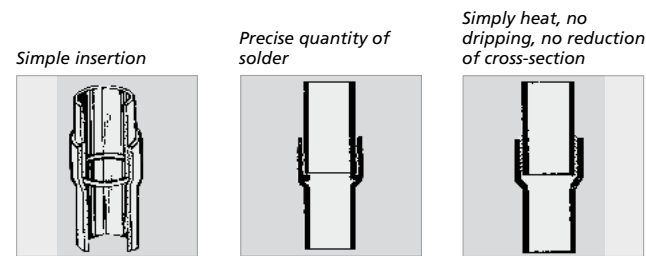
High-quality safety solder material with silver-phosphorus content, guaranteed according to EN ISO 17672, CuP 279

KEY FEATURES

- Ideal for capillary soldering with copper pipe installation in sanitary and heating systems
- Matched precisely to the inner pipe diameters of expanded sockets and fittings according to EN 1254
- Complete wetting of soldering gaps
- Particularly efficient working through precise solder quantity
- No preparatory or rework of the soldered joint

TECHNICAL DATA

Alloy (weight %):	Ag 1.5 - 2.5 / P 5.9 - 6.5 / Cu rest
Melting range:	650 °C - 810 °C
Joinable materials:	Copper, gunmetal, brass, bronze
Use of flux with:	Gunmetal, brass, bronze with hard solder paste LP 5
Package size:	250 g plastic bag



Model	approx. Content rings	g	No.
Hard solder rings S 2, Ø 12 mm	395 pcs.	260	40512
Hard solder rings S 2, Ø 14 mm	268 pcs.	260	40514
Hard solder rings S 2, Ø 15 mm	244 pcs.	260	40515
Hard solder rings S 2, Ø 18 mm	186 pcs.	260	40518
Hard solder rings S 2, Ø 22 mm	106 pcs.	260	40522
Hard solder rings S 2, Ø 28 mm	79 pcs.	260	40528

Hard solder paste LP 5

Flux for hard soldering at working temperatures above 600 °C, according to EN 1045, type FH 10, DVGW tested Reg.-No. DV-0101-AT2245, for gas and water installations with copper pipes, recommended by DVGW in accordance with worksheets GW 2 and GW 7, hard solders with silver content and usable with any basic materials of steel, copper and copper alloys, brass and gunmetal, working temperature range 500 °C - 800 °C, flux residues must be removed carefully



Model	Content	g	No.
LP 5 in plastic bottle	160 g	180	40500

Hard solder powder HKM

Flux for hard soldering at working temperatures above 800 °C, according EN 1045 - FH 21, working temperature 800 °C - 1,100 °C, for copper and copper alloys, brass, gunmetal, nickel silver, bronze, steel and galvanised steel, grey iron and malleable cast iron, for welding copper and brass in dry conditions, can be mixed with clean water to form a paste, flux residues must be removed carefully. Free of boric acid.



Model	Content	g	No.
HKM in plastic bottle	50 g	65	35611

Flux brush



Model	Width mm	Length mm	g	No.
Flux brush	13	140	20	530261

Hard solders

For copper pipe installation

ROTHENBERGER ROLOT special hard solders are particularly suited for copper pipe installations in cold and hot water systems, for open and closed heating systems, for gas installations in accordance with DVGW Worksheet GW 2 (liquid, natural and town gas) as well as for HVAC and refrigeration applications, and oil pipes. ROTHENBERGER ROLOT is especially suited for capillary soldering of copper pipes without fittings. Copper / phosphorus / silver solders are highly formable, and are therefore recommended for joints that are subjected to high thermal and mechanical alternating loads.

KEY FEATURES

- Non-foaming
- Heat-resistant up to 200 °C
- No flux required with copper / copper joints (except S34 and S45)
- Manufactured with new, environmentally compatible technology, corrosion neutral, scale-free, improved flow properties



ROLOT S 94 CuP 179

Quality hard solder **guaranteed according to EN ISO 17672**, due to low phosphorus content, the solder has a wide melting range, and creates soldered joints with increased strength. Standard solder for normally-stressed copper pipe installation, especially for capillary soldering with copper pipe installation without fittings

TECHNICAL DATA

Alloy (weight %):	Cu 94 / P 6
Melting range:	710 - 890 °C
Working temperature:	760 °C
Joinable materials:	Copper, gunmetal, brass, bronze
Flux required with:	Gunmetal, brass, bronze with LP 5



Content	Squared section mm	Length mm	g	No.
1 kg carton	2 x 2	500	1,025	40094

ROLOT S 2

Special quality hard solder, not standardised, **similar to EN ISO 17672**, with low silver content, matched to normally-stressed copper pipe system, ideal for capillary gap soldering

TECHNICAL DATA

Melting range:	700 - 850 °C
Working temperature:	750 °C
Joinable materials:	Copper, gunmetal, brass, bronze
Flux required with:	Gunmetal, brass, bronze with hard solder paste LP 5



Content	Square section mm	Length mm	g	No.
1 kg carton	2 x 2	500	1,025	40202

ROLOT S 2 CuP 279

Silver / phosphorus safety hard solder, **guaranteed according to EN ISO 17672**, for higher-stressed copper pipe systems, ideal for capillary soldering in sanitary, heating and gas installations

TECHNICAL DATA

Alloy (weight %):	Ag 2 / Cu 91,8 / P 6,2
Melting range:	645 - 825 °C
Working temperature:	710 °C
Joinable materials:	Copper, gunmetal, brass, bronze
Flux required with:	Gunmetal, brass, bronze with hard solder paste LP5



Content	Square section mm	Length mm	g	No.
1 kg carton	2 x 2	500	1,025	40212
1 kg carton	3 x 3	500	1,025	40213



ROLOT S 5

Particularly high-quality hard solder, not standardised, **similar to EN ISO 17672**, with low silver content, ideal for capillary and joint soldering in sanitary, heating and gas installations

TECHNICAL DATA

Melting range: 710 - 840 °C
Working temperature: 750 °C
Joinable materials: Copper, gunmetal, brass, bronze
Flux required with: Gunmetal, brass, bronze with hard solder paste LP5

Content	Square section mm	Length mm		No.
1 kg carton	2 x 2	500	1,025	40502



ROLOT S 5 CuP 281

High-quality silver/phosphorus safety hard solder, **guaranteed according to EN ISO 17672**, for higher-stressed copper pipe systems, ideal for capillary and joint soldering in sanitary, heating and gas installations

TECHNICAL DATA

Alloy (weight %): Ag 5 / Cu 89 / P 6
Melting range: 645 - 815 °C
Working temperature: 710 °C
Joinable materials: Copper, gunmetal, brass, bronze
Flux required with: Gunmetal, brass, bronze with hard solder paste LP5

Content	Square section mm	Length mm		No.
1 kg carton	2 x 2	500	1,025	40005



ROLOT S 15 CuP 284

Particularly high-quality silver hard solder, **guaranteed according to EN ISO 17672**, especially for capillary-gap soldering subject to high thermal and mechanical alternating loads in HVAC systems as well as demanding sanitary and gas installations

TECHNICAL DATA

Alloy (weight %): Ag 15 / CU 80 / P 5
Melting range: 645 - 800 °C
Working temperature: 710 °C
Joinable materials: Copper, gunmetal, brass, bronze
Flux required with: Gunmetal, brass, bronze with hard solder paste LP5

Content	Square section mm	Length mm		No.
1 kg carton	2 x 2	500	1,025	40015

Silver hard solders Ag 134 S 34 Cu U flux-covered

Free of cadmium, quality silver hard solder **guaranteed according to EN ISO 17672**, flux-covered **according to EN1045 FH 10**, universal application areas for gap soldering, also for drinking water installations, heat-resistant up to 200 °C

TECHNICAL DATA

Alloy (weight %): Ag 34 / Cu 36 / Zn 27.5 / Sn 2.5
Melting range: 630 °C - 730 °C
Working temperature: 710 °C
Joinable materials: Steel, malleable cast iron, copper, gunmetal, copper and nickel alloys



Content			S 34 U No.
100 g plastic bag	2	110	44915
250 g plastic bag	2	260	44916
1000 g plastic bag	2	1,010	44917

Silver hard solders Ag 145 S 45 Cu / S 45 Cu U flux-covered

Free of cadmium, quality silver hard solder, **guaranteed according to EN ISO 17672**, flux-covered **according to EN 1045, Type FH 10**, universal application areas for gap soldering, excluding drinking water installations, heat-resistant up to 200 °C

TECHNICAL DATA

Alloy (weight %): Ag 45 / Cu 27 / Zn 25.5 - 3.5 / Sn 2.5
Melting range: 640 °C - 680 °C
Working temperature: 670 °C
Joinable materials: Steel, malleable cast iron, copper, gunmetal, copper and nickel alloys, stainless steel



Content			S 45 U No.
100 g plastic bag	2	110	45055
250 g plastic bag	2	260	45056
1000 g plastic bag	2	1,010	45057



Testing & leak detection

System overview	182
Testing of water lines & containers	
Testing pumps	183 - 185
Testing of gas & water lines	
Digital testing device	186-187
Analogue testing device	188
Accessories testing devices	189
Testing of waste water lines	
Leakage testing in accordance with DIN EN 1610	190
Leak detection	
Leak detection on water lines	190
Leak detection on gas lines	191
Leak detection spray on gas lines	191

Precision testing pumps manual

	RP 50-S / RP 50-S INOX	TP 25	RP 30
Testing & pressure range:	0 - 60 bar	0 - 25 bar	0 - 30 bar
Hub suction capacity:	45 ml / stroke	16 ml / stroke	16 ml / stroke
Tank capacity:	12 l	7 l	4.5 l
Connection:	R1/2"	R1/2"	R1/2"
Dimension:	495 x 165 x 255 mm	380 x 215 x 156 mm	440 x 200 x 240 mm
Weight:	8 kg	4.6 kg	4.5 kg
Material:	DURAMANT coated steel	DURAMANT coated steel	ABS plastic
Valve:	Twin-valve	Twin-valve	-
Pressure gauge units:	bar, psi, Mpa	bar, psi	bar, psi
Suitable for:	Oil, water and glycol	Oil, water and glycol	Oil, water and glycol

Page **183** **185** **185**

RP 50-S / RP 50-S INOX

Robust precision testing pump for pressure testing of water lines and containers up to 60 bar with very high testing standards

Adjustment of the pressure gauge with 0.1 bar scaling is possible!



Product profile

APPLICATION AREA

Pressure testing with water or oil of piping in residential and industrial construction, as well as for industrial containers (up to 60 bar). Expansion possible with an extra fine scaling pressure gauge (0.1 bar) for testing up to 16 bars

KEY FEATURES

- A drag indicator displays the preset pressure so that a loss of pressure in the system can be detected easier
- Reliable and precise testing results: the dual-valve system (Twin Valve) enables self-testing of the pump as well as a precise fine adjustment of the pressure
- Especially precise reading as needed: finely scaled (scaling 0.1 bar) pressure gauge available separately
- Testing hose with steel mesh prevents reading mistakes, that can happen when the hose expands during operation
- Type 50-S: Weather and cold-resistant steel container with DURAMANT coating
- Type 50-S INOX: high-quality corrosion resistant stainless steel tank

TECHNICAL DATA

Testing and pressure range: 0 - 60 bar, with 1 bar steps
0 - 860 psi, with 20 psi steps
0 - 6 MPa, with 0.1 MPa steps approx. 45 ml / stroke

Hub suction capacity: 45 ml / stroke

Tank capacity: 12 l

Dimensions (L x W x H): 495 x 165 x 255 mm

Connection: R 1/2"

Container RP 50-S: Steel, DURAMANT coated

Container RP 50-S INOX: Stainless steel

Warp-resistant and lockable lever
Ergonomic handle serves as carrying grip too

Additional pressure gauge with fine scaling 0.1 bar optional
Enables very precise readings up to a range of 16 bar (No. 61316)

Testing hose with steel mesh
Precise measurement

Weather and cold-resistant container
5 year rust-free guarantee - DURAMANT coated

INOX!

No. 60200

No. 60203

Double valve system: enables self-testing of the pump, as well as a precise fine adjustment of the pressure

Optional: Extra fine scaling Pressure gauge for the testing of systems up to 16 bar with a 0.1 scaling

Model	kg	g	No.
RP 50-S testing pump	8	1	4 60200
RP 50-S INOX (stainless steel) testing pump	8	1	4 60203

Testing pumps electric



Testing & pressure range:	0 - 40 bar
Flow rate:	6 l / min.
Tank capacity:	-
Connection:	R1/2"
Dimensions:	375 x 290 x 300 mm
Weight:	16 kg
Material:	ABS plastic
Valve:	Single valve
Pressure gauge units:	bar, psi, Mpa
Gauge characteristics:	Glycerine cushioned
Suitable for:	Oil, water and glycol

Page **184**

Analogue / digital testing device for gas and water connections



Pressure range:	0 - 180 mbar (resolution 0.1 mbar)	0 - 1,000 mbar (resolution 0.1 mbar)
Low pressure sensor		
Pressure range:	0 - 4 bar (resolution 0.1 bar)	0 - 20 bar (resolution 0.01 bar)
High pressure sensor		
Leak rate measurement:	-	0 - 12 L/h
Display resolution:	-	480 x 272
Data transfer:	-	WLAN, USB
Battery life time:	-	Approx. 8 h testing time
Safety class:	-	IP40
Weight:	7.3 kg	5.25 kg

Page **188** **186**

ACCESSORIES

Model	kg	g	No.	Model	kg	g	No.
Maintenance package	100	1	60201	High pressure hose with 1/4" connection	490	1	R6112500
Double nipple 1/2" to 3/4"	100	1	60999	Extra 16 bar pressure gauge with drag indicator R1/4"	100	1	61316

Testing & leak detection

Testing of water lines & containers

RP PRO III

Self-priming electric testing pump up to 40 bar



Product profile

APPLICATION AREA

Electrical testing pump for the automatic pressure testing of piping and containers up to 40 bar in accordance with national and international standards

KEY FEATURES

- Comfortable, automatic filling and pressure testing of piping and containers
- Compact and robust plastic casing for simple handling at the building site
- Liquid supply freely selectable: optional self-priming up to a maximum of 1 m or from a pressure source. Suitable for oil, water and glycol
- Testing hose with steel mesh prevents reading mistakes, that can happen when the hose expands during operation
- Glycerine cushioned pressure gauge absorbs pressure surges which makes pressure reading easier

TECHNICAL DATA

Testing and pressure range: 0 - 40 bar, with 1 bar steps
0 - 570 psi, with 20 psi steps
0 - 0.1 MPa steps
max. 6 l / min

Flow Rate: max. 6 l / min


Dimensions (L x W x H): 375 x 290 x 300 mm

Connection: R 1/2"

Mains voltage: 220 - 240 V / 50 HZ and 110 V / 50 - 60 HZ

Performance: 1.3 kW

Container: ABS-plastic



Function overview
Direct overview of the functions

No. 61185

Model	kg	V	
Testing pump RP PRO III self-priming with power cable, high-pressure hose and 1/2" connection, filling hose	16.0	V12110016	61185
Filling hose with adaptor	0.5		61001
Testing hose with R 1/2" connection	0.4	V12102000	
Maintenance package RP PRO III in scope of delivery			61186

Testing & leak detection

Testing of water lines & containers

TP 25

Small, robust precision testing pump for pressure testing up to 25 bar



Product profile

APPLICATION AREA

Pressure testing with water or oil of piping in residential and industrial construction as well as for industrial containers up to 25 bar in accordance with international and national standards

KEY FEATURES

- Reliable and precise testing results: the dual-valve system (Twin Valve) enables self-testing of the pump, as well as a precise fine adjustment of the pressure
- Testing hose with steel mesh prevents reading mistakes, that can happen when the hose expands during operation
- Weather and cold-resistant steel container with DURAMANT coating

TECHNICAL DATA

Testing and pressure range: 0 - 25 bar

Hub suction capacity: approx. 16 ml / stroke

Dimensions (L x W x H): 380 x 215 x 156 mm

Connection: R 1/2"

Container: Steel, DURAMANT coated



For the daily work on site



Model	Pressure range	kg		No.
Testing pump TP 25	up to 25 bar	4.6	1 4	60250
Maintenance package TP 25			1	60251

RP 30

Simple and light testing pump for compression testing up to 30 bar



Product profile

APPLICATION AREA

Pressure testing with water or oil of piping in residential and industrial construction as well as for industrial containers up to 30 bar in accordance with international and national standards

KEY FEATURES

- Testing hose with steel mesh prevents reading mistakes, that can happen when the hose expands during operation
- Shock and corrosion resistant ABS plastic container with reinforced floor

TECHNICAL DATA

Testing and pressure range: 0 - 30 bar, with 1-bar steps
0 - 440 psi, with 20 PSI steps

Hub suction capacity: 16 ml / stroke

Dimensions (L x W x H): 440 x 200 x 240 mm

Connection: R 1/2"

Container: ABS-plastic



Easy, light and handy: for all common house building applications



Model	Pressure range	kg		No.
Testing pump RP 30	up to 30 bar	4.5	1 4	61130
High pressure hose with 1/4" connection			1	R6112500

ROTEST GW Digital V3

Leakage testing system for gas and water lines with large 4.3" touchscreen display for an easy handling and integrated documentation of all tests up to 20 bar.



Product profile

KEY FEATURES

- 4.3" Touchscreen or physical buttons for an easy handling
- Pressure and leakage testing for gas pipelines according to TRGI 2018
- Leak rate measurement for gas pipelines according to TRGI 2018 and DVGW 5952
- Pressure and leakage testing for drinking water pipelines according to DIN EN 806-4
- Testing of gas pressure regulators
- Long-term measurement up to 72 hours
- RODATA Software and RODATA App for documentation and data management of all test results

TECHNICAL DATA

Display resolution:	480 x 272
Data transfer:	USB, WiFi
Battery life time:	approx. 8 h testing time, mains operation possible
Pressure range:	
Low pressure sensor:	Pressure range 0 – 1,000 mbar (resolution 0.1 mbar / hPa)
High pressure sensor:	Pressure range 0 - 20 bar / 0 - 2 MPa (resolution 0.01 bar / 0.001 MPa)
Leak rate measurement:	Leak rate 0 – 12 l / h (resolution 0.1 l / h)
Safety class:	IP40
Weight:	5.25 kg

Only available in Germany, Austria and Italy!

WiFi transmitter
Easy data transfer to mobile devices and PCs

4.3" Touchscreen
Easy and clear handling



All-in-One
High- and low-pressure sensor from 1 mbar/hPa up to 20 bar / 2 MPa in one device



No. 1500002677

Pressure and leakage testing for gas pipelines according to TRGI 2018



Testing of gas pressure regulators



Set (No. 1500002677) includes:
 GW Digital basic unit incl. power plug, software disk with RODATA V3 software (No. 1500002851), 2x hose 2m low pressure (No. 1500002846), 1x hose 2m high pressure + shut-off valve (No. 1500002845), 2x gas test plug cylindrical size 2 (No. 351272), 2x adaptor 1/2" to NW5 plug (No. 1500002876), adaptor 1/8" to NW5 plug (No. 1500002853), adaptor nozzle pressure to NW5 plug (No. 61018), air pump (No. 1500002848), double bellow (No. 1500002847), shut-off valve NW5 (No. 61017), supply end cap (No. 61041)

Model No.

ROTEST GW Digital V3 – Set gas / water **1500002677**

¹⁾ Complete terms and conditions at rothenberger.com/roservice
 RO SERVICE+ only valid in participating countries

ROTEST GW Digital V3 - RoData V3 PC-Software

PC software for data management of all tests carried out



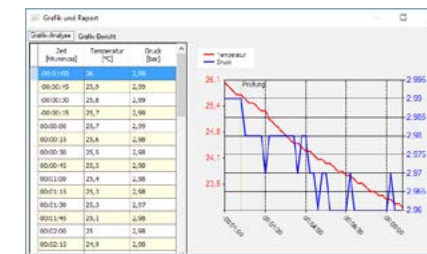
Product profile

KEY FEATURES

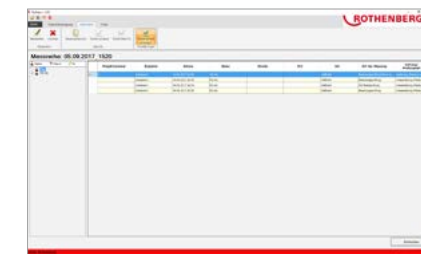
- Creation of a log with graphical representation of the test process
- Management of measurement data – overview of all measurements stored per customer
- Customer administration – import of VCard files (.vcf) possible
- Testing management – clear allocation of one employee per test
- Data transmission via USB cable or WiFi connection possible

TECHNICAL DATA


RoData V3 PC-Software:
Compatibility: Windows 2000, XP, 7, 8, 10
Size: 16.2 MB



Overview of measurement series with graph



Management of measurement series = RoData V3



Sample log according to DIN EN 806-4 with diagram

ROTEST GW Digital V3 - RoData Mobile App

App for the data management of all tests carried out

Product profile

KEY FEATURES

- Simple, quick and professional documentation
- Log ready for immediate use as a PDF
- Suitable for iOS and Android devices
- Measurement data transfer via WiFi
- User-defined company profile set-up in the log
- Ready-made logs for various measurement types (leak testing, usability testing, etc.)

TECHNICAL DATA

RoData Mobile App:
Compatibility: iOS 8.0 or newer, Android 4.4 or newer
Size: 11 MB



Sample log according to DIN EN 806-4 with measurement value table



Measurement overview RoData Mobile App



Start screen RoData Mobile App

Testing & leak detection

Testing of gas & water lines

ROTEST GW 150/4

Analogue testing device for gas and water connections using air as the medium



Product profile

APPLICATION AREA

Analogue testing unit for the implementation of the following tests:

- Gas:**
- Load and leakage test for newly installed gas lines in accordance with DVGW-TRGI worksheet G 600 (October 2018)
 - Leakage test from propane liquid gas lines / low-pressure liquid gas lines
 - Adjustment of the duct pressure on atmospheric burners and forced-air burners
 - Testing of the appliance connection pressure on gas appliances

- Water:**
- Pre-testing and testing of newly installed drinking water lines in accordance with DIN 1988 (TRWI)

KEY FEATURES

- Quick and precise pressure reading over water column without electronic
- Testing time and pressures in accordance with DVGW-TRGI and TRWI clearly arranged on unit cover
- Sturdy unit: High reliability when used on the building site

TECHNICAL DATA

- Pressure gauge:** 4 bar / 0.4 MPa
Water column: 180 mbar / hPa
Testing accuracy: Water column 0.1 mbar / hPa (Reading accuracy in accordance with TRGI)
 Pressure gauge 0.1 bar / 0.01 MPa (Display range 0 - 4 bar / 0 - 0.4 MPa)

DVGW-TRGI worksheet G 600 (October 2018) conforming!



Legible scaling

Continuous scaling up to 150 mbar

Measurement chart in unit

Testing times and testing pressure from lawmakers at a glance

Inspection glass

Water level control


Foam inlay

High transport safety and protection of the components

Compact measuring station

Designed to serve in real-life situations through quick, exact gas pressure measurements

Testing scale up to 150 mbar on transparent extending tube element



Transparent tube element with double o-ring seal



Model in combination with basic unit	kg	No.
with 5 test plugs and supply end cap	7.6	61700
with 5 test plugs without supply end cap	7.3	61701

Testing & leak detection

Testing of gas & water lines

Set components

Model	g	No.
Pressure pump ROTEST GW 150/4	0.30	61011
Bellow f. ROTEST GW 150/4	0.06	61014
Shut-off valve NW5 socket/plug	0.20	61017
Adaptor nozzle pressure to NW5 plug	0.20	61018
O-ring set (6 pcs.) GW 150/4	0.04	61030
Supply End Cap f. ROTEST GW 150/4	0.38	61041
1/8" adaptor to NW5 plug	0.10	1500002853
1/2" adaptor to NW5 plug	0.50	1500002876
Tube element (4 pcs.) GW 150/4	1.10	61702
Measurement fluid, blue, GW 150/4	0.10	351257
Hose 2 m high pressure + shut-off valve	0.20	1500002845
Hose 2 m low pressure ROTEST GW	0.20	1500002846
Double bellow GW Digital V3	0.10	1500002847
Air pump GW Digital v3	0.14	1500002848
CD RODATA V3 for ROTEST GW Digital V3	0.02	1500002851
Shut-off valve NW5 socket/socket	0.17	1500002852



Gas test plug / adaptor

Suitable for gas lines up to 1.5 bar

Model	Steel exterior pipe Ø inch	Copper exterior pipe Ø mm	g	No.
Conical shape with pneumatic connection				
Size 0	3/8 - 1/2"	15 - 18	45	351260
Size 1	1/2 - 1"	22 - 28	80	351261
Size 2	3/4 - 1.1/4"	35 - 42	125	351262
Size 3	1.1/4 - 2"	54 - 64	175	351263

Model	Steel exterior pipe Ø inch	Copper exterior pipe Ø mm	g	No.
Cylindrical shape with pneumatic connection				
Size 1	3/4"	22	60	351271
Size 2	1"	28	75	351272

Model	Steel exterior pipe Ø inch	Copper exterior pipe Ø mm	g	No.
Conical shape with hose coupling				
Size 0	3/8 - 1/2"	15 - 18	200	351220
Size 1	1/2 - 1"	22 - 28	300	351221
Size 2	3/4 - 1.1/4"	35 - 42	300	351222
Size 3	1.1/4 - 2"	54 - 64	400	351223

Model	Steel exterior pipe Ø inch	Copper exterior pipe Ø mm	g	No.
Conical shape with 2 ball valves				
Size 1	1/2 - 1"	22 - 28	260	351231
Size 2	3/4 - 1.1/4"	35 - 42	420	351232
Size 3	1.1/4 - 2"	54 - 64	700	351233

Model	Steel exterior Pipe Ø inch	Copper exterior Rohr Ø mm	g	No.
Conical shape with 1 ball valve				
Size 0	3/8 - 1/2"	15 - 18	200	351225
Size 1	1/2 - 1"	22 - 28	350	351226
Size 2	3/4 - 1.1/4"	35 - 42	390	351227
Size 3	1.1/4 - 2"	54 - 64	600	351228

Model	g	No.
With double plug valve - with hose snout		
Adaptor/cut-off valve with pn. connection	290	351265



Testing & leak detection

Testing of waste water lines

House connection test set

Set for testing in accordance with DIN EN 1610 and 1986 in combination with GW Digital (version 2.1 or newer)



Product profile

APPLICATION AREA

Testing balloon and accessories for the leakage testing of ground water piping using air in accordance with **DIN EN 1610 and DIN 1986, part 30**. Suitable for nominal diameters of 65 to 250 mm



No. 61340

KEY FEATURES

- Handy set: One testing and sealing balloon for the most common pipe diameters (included in set are diameters 75 - 150 mm, additional balloons available in accessories)
- Easier positioning of the balloon, even in hard to reach places using various push and filling rod sizes
- Body material is made out of aluminium and eases the positioning of the testing balloon through the pipe system
- Sturdy balloons made of natural rubber are temperature, use and waste water resistant. If the balloon becomes damaged, a simple repair is possible

TECHNICAL DATA

Maximum operating pressure: 1.5 bar
Push rod length: 10 m

11-part house connection test set (No. 61340) includes: sealing balloon NW 75-150 (No. 61352), testing balloon NW 75-150 (No. 1500002856), filling hose (No. 61365), test valve, filling valve (No. 61367), push rod (No. 61380), holding rope (No. 61368), upright pump with pressure gauge (No. 61369), plastic case (No. 61370), cover (No. 91123), plastic case inlay for upright pump (No. 91122)

Model	kg		No.	Ø Testing/sealing balloon	Testing balloon No.	Sealing balloon No.
House connection test	7.8	1	61340	Ø 65 - 100 mm	61358	-
				Ø 75 - 150 mm	1500002856	61352
				Ø 90 - 250 mm	1500002857	61353

ROLeak Aqua Plus

Easy to use leak detection device with acoustic signal for pipe systems



Product profile

KEY FEATURES

- Leak detection for various pipe materials
- Amplifies flow noise for exact detection of leaks

KEY FEATURES

- Wireless signal transmission to headphone
- Digital Display of the Volume
- Simplified two-button usage

TECHNICAL DATA

3-staged Frequency filter: 1. Stage: 0 - 540 Hz
2. Stage: 540 - 4,000 Hz
3. Stage: 0 - 4,000 Hz
Operating time: ca. 50 h
Weight: 300 g (Handheld device)
Level of protection: IP 41

Improved Sound compared with previous models!

6-parts Set (1500000922) includes: basic unit, headphones, magnetic adaptor, 2 x extensionstick, tripod-adaptor, plastic case

Model	kg	No.
ROLeak Aqua Plus	1.6	1500000922



Acoustic leak detection of heating installations

Testing & leak detection

Leak detection on gas lines



ROTEST Electronic 3

Leak detection on gas lines

Product profile

APPLICATION AREA

For the detection of gas in room as well as leaks in pipes. Detects all flammable methane based gases

KEY FEATURES

- Leaks are optically as well as acoustically displayed
- With the help of the 42 cm long, flexible testing head and the integrated lamp, even dark and hard to reach places can be tested
- Quick and precise leak location of even the smallest leak source: The sensitivity of the unit can be adjusted continuously in a range from < 50 ppm - 1 Vol %
- Shock-proof soft case jacket and simple one-handed operation of the unit for use on the building site
- Optical display of battery status



Set (No. 66080) includes: ROTEST Electronic 3, 9 V battery, plastic carrying case (No. 66085)

Model	kg	No.
ROTEST Electronic 3	1.5	66080



Finds leaks easily



ROTEST

Leak detection on gas lines

Product profile

APPLICATION AREA

Ideal for detecting leaks in gas-filled lines, gas cylinders or containers. When a leak is present a blister forms.

KEY FEATURES

- Simple use - always ready to use
- Highly sensitive foaming spray for a quick and reliable locating of leaks

TECHNICAL DATA


Detects gases (for example natural gas, inflammable gas, air) The leak detection spray is neutral against the most common inflammable gases and refrigerants. The only reaction is the building of foam

Model	Content	kg		No.
ROTEST leak detection spray	400 ml	470	1	65000
ROTEST leak detection spray	400 ml	470	12	100000442

Highly sensitive foam spray: Quick and reliable location of leaks!



DVGW-tested
Reg.-No. NG-5170CL0063





Freezing	
System overview	194
Freezing electric	
Pipe freezing systems	194 - 197

9

9

Freezing electric

ROFROST Turbo R290 1.1/4"



ROFROST Turbo R290 2"



Working range Cu:	10 - 42 mm (3/8 - 1.3/8")	10 - 54 mm (3/8 - 2.1/8")
Working range Fe:	1/8 - 1.1/4"	1/8 - 2"
Reduction inserts:	up to 12 pcs.	up to 15 pcs.
Freezing hose:	2.5 m	2.5 m
Refrigerant:	R290	R290
Page	194 - 195	194 - 196

ROFROST Turbo R290 1.1/4" / ROFROST Turbo R290 2"

Pipe freezing system for copper, steel and stainless steel

Flexible refrigerant hoses

Work in confined spaces and store the hoses inside the unit

Simple clamping system

For use even in confined spaces

Compact design

Tough powder coated metal case with soft-grip handle makes the machine highly mobile and ideal for service work



Heat conductive paste

Enables freezing without continuous spraying of the pipe

Wide application area

A range of pipe sizes can be frozen using the supplied pipe inserts

The use of heat conductive paste guarantees optimal freezing



The freezing process starts automatically after installing the freezing clamps



Compact freeze clamp design allows the pipe to be frozen - even close to the wall



ROFROST Turbo R290 1.1/4"

Pipe freezing system for copper, steel and stainless steel



Product profile	
APPLICATION AREA	
Maintenance, repair and expansion work in sanitary and heating installations	
Copper pipes:	Ø 10 - 42 mm ROFROST Turbo R290 1.1/4" Ø 3/8 - 1.3/8" ROFROST Turbo R290 1.1/4"
Steel pipes:	Ø 1/8 - 1.1/4" ROFROST Turbo R290 1.1/4"

KEY FEATURES

- Future-proofed due to the change of the environmentally friendly refrigerant R290
- Compact freezing clamps and shortened thermometer allow working on confined spaces
- The use of heat conductive paste guarantees an optimum icing. It prevents air pockets between the freezing clamps and pipe. The pipe does not need to be sprayed with water
- Reduction inserts in various sizes for all common pipe diameters



Model		kg	230 Volt 50 Hz
ROFROST Turbo R290 1.1/4" with reduction inserts size II, III, V, VII, IX, XII (see ROFROST reduction insert overview) + heat conductive paste	23.5		1500003000
Expansion set for ROFROST Turbo with reduction inserts size II, III, V, VII			62230
additional sets upon request			

ROFROST Turbo R290 2"

Pipe freezing system for copper, steel and stainless steel



Product profile

APPLICATION AREA

Maintenance, repair and expansion work in sanitary and heating installations

Copper pipes: Ø 10 - 54 mm ROFROST Turbo R290 2"
Ø 3/8 - 2.1/8" ROFROST Turbo R290 2"

Steel pipes: Ø 1/8 - 2" ROFROST Turbo R290 2"

KEY FEATURES

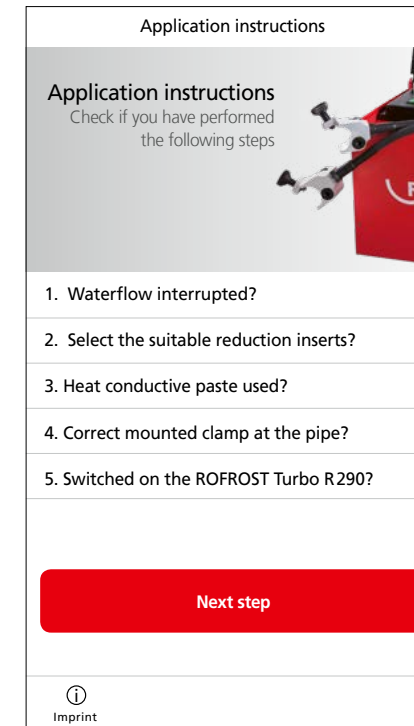
- Future-proofed due to the change of the environmentally friendly refrigerant R290
- Safe freezing: Thermometer on the freezer clamp indicates when the pipe is completely frozen
- The use of heat conductive paste guarantees an optimum icing. It prevents air pockets between the freezing clamps and pipe. The pipe does not need to be sprayed with water
- Reduction inserts in various sizes for all common pipe diameters



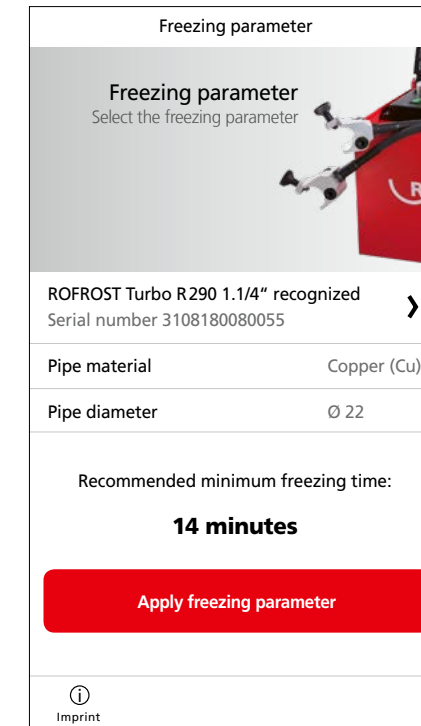
Model		kg	230 Volt 50 Hz
ROFROST Turbo R290 2" with reduction inserts size II, III, V, VII, IX, D, E, F (see ROFROST reduction insert overview) + heat conductive paste	24.3		1500003001
Expansion set for ROFROST Turbo with reduction inserts size II, III, V, VII			62230
additional sets upon request			

ROFROST App

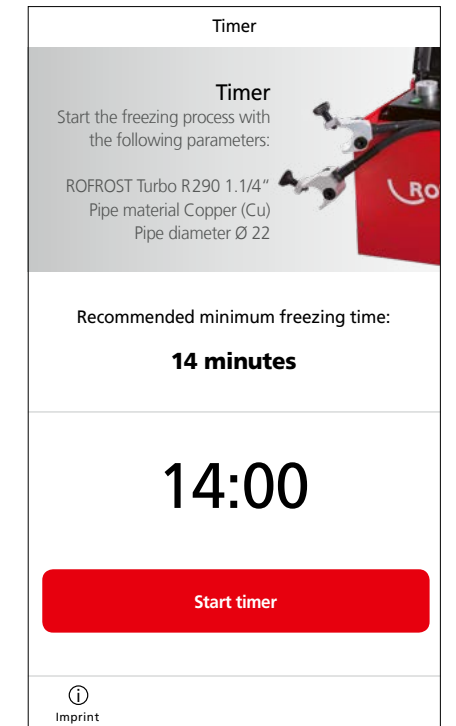
The ROFROST App supports safe work and the freezing process will be explained step by step.



Checklist for the freezing process



The recommended freeze time is displayed by adjusting the material and diameter



The integrated timer will respond after the freezing time has elapsed

ROFROST Turbo reduction inserts



ROFROST Turbo 1.1/4" reduction inserts

Size	Nominal size Cu	Nominal size Cu	Nominal size Fe	g	No.
Size I	10 mm	3/8"	1/8"	190	62217
Size II	12 mm	1/2"	-	180	62211
Size III	14/15 mm	-	1/4"	170	62212
Size IV	16 mm	5/8"	-	170	62219
Size V	18 mm	-	3/8"	165	62213
Size VI	20 mm	3/4"	-	155	62224
Size VII	22 mm	7/8"	1/2"	145	62214
Size VIII	-	1"	-	125	62226
Size IX	28 mm	-	3/4"	110	62215
Size X	-	1.1/8"	-	90	62227
Size XI	32 mm	1.1/4"	-	80	62221
Size XII	35 mm	1.3/8"	1"	65	62216



ROFROST Turbo 2" reduction inserts

Size	Nominal size Cu	Nominal size Cu	Nominal size Fe	g	No.
Size A	28 mm	-	3/4"	190	62231
Size B	-	1.1/8"	-	180	62232
Size C	32 mm	1.1/4"	-	170	62233
Size D	35 mm	1.3/8"	1"	170	62234
Size E	42 mm	-	1.1/4"	165	62235
Size F	-	-	1.1/2"	155	62236
Size G	54 mm	2.1/8"	-	145	62237

The reduction insert size E, 42 mm serves as an adaptor piece for fitting ROFROST Turbo 1.1/4" reduction inserts size I – size XII

ROFROST heat conductive paste



No. 62291

For a perfect freezing result



Heat conductive paste enables fully automatic freezing without spraying!

Description	Contents	g	g	No.
ROFROST heat conductive paste	150 ml	130	1	62291



Inspection & locating

System overview	200 - 201
Video inspection	
ROSCOPE mini	202
ROSCOPE i2000	203
Inspection modules for ROSCOPE i2000	204 - 205
Locating module ROLOC Plus	206
ROSCOPE i2000 & ROCAM 4 Plus app	207
ROCAM 4 Plus	208 - 209
ROCAM 4 Plus accessories	210 - 211

ROSCOPE family



ROSCOPE mini



ROSCOPE mini

ROSCOPE i2000 modules



Module TEC

Module 25/16


Module 25/22

Module ROLOC PLUS

	ROSCOPE mini	Module TEC	Module 25/16	Module 25/22	Module ROLOC PLUS
Application:	Hollow spaces	Hollow spaces	Ø 50-100 mm	Ø 40-100 mm	Locating of sondes
Display size:	2.5"	3.5"	3.5"	3.5"	3.5"
Touchscreen:	–	✓	✓	✓	–
Cable length:	1.2 m	1 m	16 m	22 m	–
Cable-Ø:	5.5 mm	9 mm	8.5 mm	5.5 mm	–
Camera head-Ø:	8.5 mm	17 mm	25 mm	25 mm	–
Self levelling:	180°	✓	✓	–	–
Transmitter:	–	–	✓	–	–
Frequency:	–	–	512 Hz	–	512 & 640 Hz, 33 kHz
Picture format:	JPG	JPG	JPG	JPG	–
Picture resolution:	320 x 240 pixel	640 x 480 pixel	640 x 480 pixel	640 x 480 pixel	–
Video format:	–	AVI	AVI	AVI	–
Video resolution:	–	320 x 240 pixel	640 x 480 pixel	320 x 240 pixel	–
Storage:	On-board	SD-card	SD-card	SD-card	–
WiFi:	–	✓	✓	✓	–
Protocol feature:	–	–	–	–	–
Audio-recording:	–	✓	✓	✓	–
Data handling:	–	via app	via app	via app	–

Page **202** **204** **205** **204** **206**

ROCAM 4 Plus



ROCAM 4 Plus



	ROCAM 4 Plus 30 m	ROCAM 4 Plus 65 m	ROCAM 4 Plus mini module
25 mm camera head:	–	–	40-100 mm
30 mm camera head:	Ø 70-150 mm	Ø 70-150 mm	–
40 mm camera head:	Ø 100-300 mm	Ø 100-300 mm	–
Display size:	10.4"	10.4"	10.4"
Touchscreen:	✓	✓	✓
Cable length:	30 m	65 m	8 m / 16 m
Metre counter:	✓	✓	✓
Cable-Ø:	7 mm	7 mm	5.5 mm
Self levelling:	✓	✓	–
Transmitter:	✓	✓	–
Frequency:	33 kHz	33 kHz	–
Picture format:	JPG	JPG	JPG
Picture resolution:	720 x 600 pixel	720 x 600 pixel	720 x 600 pixel
Video format:	AVI	AVI	AVI
Video resolution:	720 x 600 pixel	720 x 600 pixel	720 x 600 pixel
Storage:	SD-card	SD-card	SD-card
WiFi:	✓	✓	✓
Protocol feature:	✓	✓	✓
Audio-recording:	✓	✓	✓
Data handling:	✓	✓	✓

Page **208** **209** **209**

ROSCOPE mini

A constant companion – by having an extremely compact design, it can be stowed tidily into every tool case. Minor works, like the inspection of hollow spaces are not a challenge anymore. The combination of its robust construction with modern technology makes it a tool for every toolbox.



Product profile	TECHNICAL DATA
APPLICATION AREA The ROSCOPE mini is perfect for an easy and quick inspection of minor works. Blockages in drainages, pipelines, shower and bath connections, gutters and hollow spaces can be easily inspected.	Dimensions: 152 x 90 x 40 mm Display size: 2.5" Cable length: 1.2 m Cable-Ø: 5.5 mm Cable head-Ø: 8.5 mm Leveling: 180° Storage: 30 pictures
KEY FEATURES <ul style="list-style-type: none"> ● Intuitive handling with the first touch ● The Ø 8.5mm camera head and the 120 cm camera cable are perfect for minor works and are maximizing the pace of work ● Electronical 180° rotation for the perfect perspective in every situation ● Waterproofed camera head ● Tool less mounting of accessories like the magnet or 90° mirror 	



Adjustable illumination

7 light levels for best lighting conditions

Ø 8.5 mm waterproof camera head

Perfect working conditions in small diameters

1.2 m camera cable

For quick and easy inspection

180° rotatable picture

Fast and precise analysis on a 2.5" display with triple zoom

Included belt clip

Comfortable wear

Space-saving storage

Camera cable can be easily wound up around the housing

Accessories included

Integrated magnet for catching metal pieces and mirror for the perfect view in a 90° bow



Magnet-accessory



Mirror-accessory

Quick inspection of hollow spaces before and after installations

Always ready to hand, due to handy belt clip



Set (No. 1000002268) includes: ROSCOPE mini basic unit, mirror and magnet accessories, 4x AA batteries, ROBOX B2350 (No. 1500002641)

Model	No.
ROSCOPE mini set	1 1000002268

ROSCOPE i2000

Inspection and locating technology combined in one unit with multiple functions. Modular system allows for various applications.



Product profile	TECHNICAL DATA
APPLICATION AREA The ROSCOPE i2000 covers almost all inspection techniques within living and working spaces. Camera and locating modules allow a multifunctional use. WiFi technology enables a quick and easy data transfer.	Display: 3.5" touchscreen (color) Video format: AVI Picture format: JPEG, 640 x 480 pixels Connection: Mini-USB, AV-Out, SD-card slot Power supply: Li-Ion battery 3.7 V / 5.2 Ah
KEY FEATURES <ul style="list-style-type: none"> ● User-friendly touchscreen monitor and simple menu guidance ● Easy data transfer for subsequent processing ● Audio recording and playback possible without further equipment ● USB charging function 	

Versatile and user-friendly!

3.5" touchscreen

640 x 480 pixel resolution (JPEG)

Ergonomic handling

Function keys arranged closely together

Slip-free handle

For comfortable and effort saving operation - even over long periods of time

Compatible connection

Previous ROTHENBERGER modules can be used

WiFi

Easy data transfer to mobile devices

SD-card slot

Memory space for audio, video and image data

Integrated microphone

Integrated speaker

For audio playback



Powerful Li-Ion battery

For an extra long battery life and short charging times

Modular concept:

4 different modules for the ROSCOPE i2000 basic unit, for visual inspection of pipes and hollow spaces as well as locating of pipes and sondes.

ROSCOPE i2000 App

App for smartphone and tablet to edit and send recorded image data



Module TEC

Self-leveling camera for the inspection of hollow spaces and hard to reach areas



Module 25 / 16 & 25 / 22

Waterproof pipe module for pipe inspection in 90° bends from Ø 40 mm to 100 mm



Module ROLOC PLUS

Easy to use pipe and sonde locating device incl. precise depth measurement



ROSCOPE i2000 module TEC

High-performance camera for the inspection of hollow spaces and hard to reach areas

Product profile

KEY FEATURES

- User-friendly touchscreen monitor and simple menu guidance
- Self-leveling camera head
- Recording and playback of the inspection on video (AVI) or photo (JPEG)
- Waterproof camera head as per IP 68

TECHNICAL DATA

Display:	3.5" touchscreen (color) (technical data about basic unit available on page 208)
Camera head:	Ø 17 mm, self-leveling and waterproof, with 4 LED lights
Brightness:	100 LUX (0.5 m)
Cable length:	1 m
Power supply:	Li-Ion battery 3.7 V / 5.2 Ah
Weight:	0.9 kg

Self-leveling camera head



No. 69615



Inspection of hollow spaces



Camera head with high-performance LEDs



Set ROSCOPE i2000 module TEC (No. 150000696) includes: ROSCOPE i2000 basic unit, module TEC, charger, RO CASE 4212, foam inlay

Model		No.
ROSCOPE i2000 module TEC	1	150000696
Module TEC (without basic unit)	1	69601
Set (hook, magnet, mirror)	1	69615

ROSCOPE i2000 module 25/22

High-performance camera for the inspection of pipes from Ø 40 up to 100 mm

Product profile

KEY FEATURES

- Recording and playback of the inspection on video (AVI) or photo (JPEG)
- Extremely flexible camera head for 90° bends starting from Ø 40 mm

TECHNICAL DATA

Display:	3.5" touchscreen (color) (technical data about basic unit available on page 192)
Camera head:	Ø 25 mm, waterproof, with 8 LED lights
Brightness:	100 LUX (0.5 m)
Cable length:	22 m
Cable diameter:	5.5 mm
Power supply:	Li-Ion battery 3.7 V / 5.2 Ah
Weight:	3.1 kg

Cable length: 22 m!



Inspection of rain downpipes



Inspection of floor drains



Set ROSCOPE i2000 module 25/22 (No. 100000860) includes: ROSCOPE i2000 basic unit, module 25/22, module TEC, charger, plastic carrying case

Model		No.
ROSCOPE i2000 module 25/22 + module TEC	1	100000860
Module 25/22 (without basic unit)	1	69603
Guide skid for module 25/16 and 25/22	1	74629

ROSCOPE i2000 module 25/16

High-performance camera for the inspection of pipes from Ø 50 up to 100 mm. With an integrated transmitter for the precise locating of the camera head.

Product profile

KEY FEATURES

- Recording and playback of the inspection on video (AVI) or photo (JPEG)
- Extremely flexible camera head for 90° bends starting from Ø 50 mm
- Can be used with guide skid up to Ø 100 mm
- Self-leveling picture
- Integrated transmitter for the precise locating of the camera head
- ROSCOPE i2000 basic unit can also be used as control unit for the ROLOC PLUS locating module



TECHNICAL DATA

Display:	3.5" touchscreen (color) (technical data about basic unit available on page 208)
Camera head:	Ø 25 mm, self-leveling and waterproof, with 4 extra bright LED lights
Brightness:	125 LUX (0.5 m)
Cable length:	16 m
Cable diameter:	8.5 mm
Frequency:	512 Hz
Power supply:	Li-Ion battery 3.7 V / 5.2 Ah, 2 AA batteries (transmitter)
Weight:	3.9 kg

Simple locating of the camera head with the integrated transmitter!

WiFi

Easy data transfer to mobile devices

Integrated transmitter

For the precise locating of the camera head

Self-leveling camera head

Picture is always upright, no loss of orientation

3.5" touchscreen

640 x 480 Pixel resolution

Battery compartment

For the power supply of the integrated transmitter (2 AA batteries included in delivery)

Rubberized base

Stable stand without slipping and damaging the surface

Inspection of access line



Inspection of rain drainpipes



Guide skid for module 25/16 and 25/22

For centring of the camera head, better illumination of the pipe



No. 74629

Set ROSCOPE i2000 module 25/16 (No. 100000842) includes: ROSCOPE i2000 basic unit, module 25/16, module TEC, charger, plastic carrying case

Model		No.
ROSCOPE i2000 module 25/16 + module TEC	1	100000842
Module 25/16 (without basic unit)	1	150000052
Guide skid for module 25/16 and 25/22	1	74629

ROSCOPE i2000 module ROLOC PLUS

Easy to use pipe and sonde locating device. Available as a complete unit as well as locating module for the ROSCOPE i2000 basic unit



Product profile

KEY FEATURES

- Pin-point location of the sonde
- Precise depth measurement
- Different frequencies can be chosen
- Simple and clear menu design guides step-by-step through the locating process
- Telescopic function makes transporting in case easier

TECHNICAL DATA

Display: 3.5" touchscreen (color) (technical data about basic unit available on page 208)

Frequencies: 512 and 650 Hz, 33 kHz active/passive, 50/60 Hz passive

Power supply: Li-Ion battery 3.7 V / 5.2 Ah

Dimensions: 95 x 32 x 30 cm (operating mode)
67 x 32 x 9 (transportation mode)

Weight: 1.4 kg

Also for use with ROCAM 4 Plus



Simple menu guidance

Guides step-by-step to targeted position

Multi-frequencies

Locating of the most common camera heads

Telescopic function

For easier transport in case

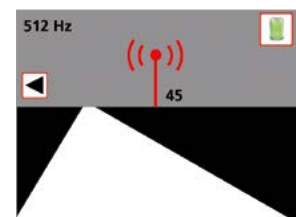
Depth measurement

Pin-point location of the transmitter position

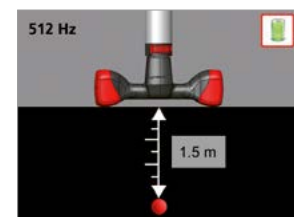


Easy to use pipe and sonde locating device incl. precise depth measurement

Target is left of the running direction. Correction of your direction to the left is necessary.



Depth measurement with a push of the button



Set ROSCOPE i2000 module ROLOC PLUS (No. 1000000065) includes: ROSCOPE i2000 basic unit, module ROLOC PLUS; module TEC, charger, plastic carrying case

Model		No.
ROSCOPE i2000 module ROLOC PLUS + module TEC	1	1000000861
Module ROLOC PLUS (without basic unit i2000)	1	1500000057

¹⁾ Complete terms and conditions at rothenberger.com/roservice. RO SERVICE+ only valid in participating countries.

ROSCOPE i2000 & ROCAM 4 Plus app

App for smartphone and tablet to edit and send recorded image data



Product profile

KEY FEATURES

- WiFi-transmitter allows a image transfer live from the ROSCOPE i2000 to mobile devices
- Integrated editing function to mark and name specific pipeline damages
- Synchronizing of stored images of the ROSCOPE i2000 to allow further processing
- Sending of edited pictures directly from the place of action

TECHNICAL DATA

ROSCOPE i2000:
Compatibility: iOS 5.1 or newer, Android 4.0 or newer
Size: 4.1 MB

ROCAM 4:
Compatibility: iOS 8.1 or newer, Android 4.0 or newer
Size: 12 MB

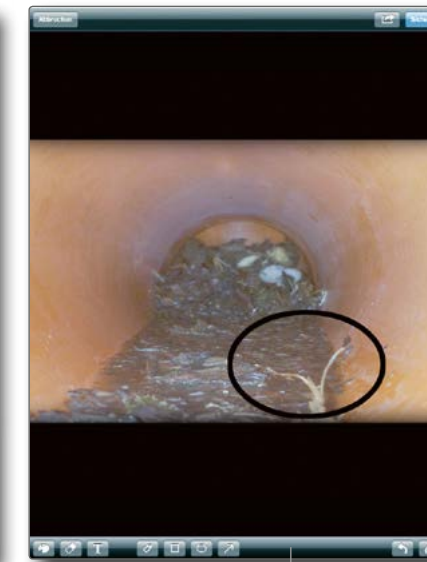
Live Image



Album

Picture and video recording

Editing Display



Settings / notes

Editing

Change to edit settings

- Color palette
- Pen and rubber
- Text
- Rectangle, circle, arrow

Album



Available for iOS and Android!



Inspection of basin drains



Sending of edited pictures directly from the place of action

ROCAM 4 Plus - 30 m

Inspection camera for pipes from Ø 40 – 300 mm with 30 or 65 m cable length, with integrated software for documentation and large removable 10.4" touchscreen.



Product profile

KEY FEATURES

- Picture editing, change of camera settings and menu guidance via the 10.4" color-touchscreen
- Direct recording of pictures (JPG) or video (AVI, resolution 720 x 600) as well as editing options (e.g. documentation of damage)
- Fast data recording with integrated keyboard to mark, highlight and name damages
- Picture and video transmission via WiFi, Micro-HDMI, Mini-USB, SD-Card
- Livestream of picture and data via WiFi to the ROCAM 4 app
- Self-levelling and exchangeable camera heads
- Exchangeable reels for various working ranges
- New platform based battery technology

TECHNICAL DATA

Picture & video format: JPG / AVI (resolution 720 x 600)
Camera head: Ø 25 mm, waterproof with 8 LEDs
 Ø 30 mm, self-levelling and waterproof with 10 LEDs
 Ø 40 mm, self-levelling and waterproof with 36 LEDs
Working range: Ø 40 - 100 mm (mini-module)
 Ø 70 - 150 mm (30 mm camera head)
 Ø 100 - 300 mm (40 mm camera head)
Cable length: 30 m version
 65 m version
 8 m mini-module (optional)
Cable diameter: 7 mm (30 m und 65 m reel)
 5.5 mm (mini-module)
Transmitter frequency: 33 kHz
Power supply: Li-Ion battery 18 V/4 Ah
 Main adaptor 110 - 230 V, 50 - 60 Hz (optional)

WiFi transmitter

Simple data transmission to mobile devices

Li-Ion battery 18V/4.0 Ah (same as ROMAX 4000)

Long battery operation time (up to 6 hours)

Digital metre count

Precise determination of distance to camera head

Exchangeable reel system 30 m / 8 m

Large operating range from Ø 40 mm pipe diameter

Removable display unit with 10.4" color-touchscreen

Full functionality, even in confined spaces

Integrated speakers

Direct audio replay

Integrated microphone

Voice recording for documentation possible

Cover protected connections for SD-Card, Micro-Hdmi, Mini-USB

Locating with ROSCOPE module ROLOC PLUS


Set (No. 1500002613) includes: ROCAM 4 Plus - 30 m cable, Ø 30 mm camera head, rolling skid, accessory bag including: location transmitter, USB-cable, pencil, RO BC14/36 battery charger, RO BP18/4, 4.0 Ah 18V Li-Power battery

Model	No.
ROCAM 4 Plus - 30 m cable, 30 mm head, EU	1500002613
ROCAM 4 Plus - 30 m cable, 40 mm head, EU	1500002614
ROCAM 4 - mini-module, 8 m, 25 mm camera head	1500001472



ROCAM 4 Plus - 65 m

Inspection camera for pipes from Ø 40 – 300 mm with 65 m cable length, with integrated software for documentation and large removable 10.4" touchscreen.



Exchangeable reel system 65 m / 30 m / 8 m


Large operating range from Ø 40 mm pipe diameter



Transport trolley with extendible handle

Comfortable transport over long distances

New platform based battery technology



Transport trolley with extendible handle



Set (No. 1500002615) includes: ROCAM 4 Plus - 65 m cable w/ transport trolley, Ø 30 mm camera head, rolling skid, accessory bag including: location transmitter, USB-cable, pencil, RO BC14/36 battery charger, RO BP18/4, 4.0 Ah 18V Li-Power battery

Model	No.
ROCAM 4 Plus - 65 m cable, 30 mm head, EU	1500002615
ROCAM 4 Plus - 65 m cable, 40 mm head, EU	1500002616
ROCAM 4 - 8 m mini-module, 25 mm camera head	1500001472

ROCAM 4 Plus mini module

Easy extension of the working range of the ROCAM 4 for pipes Ø 40 – 100 mm

Product profile

KEY FEATURES

- Professional inspection of small pipe diameters
- Easy handling due to Exchange reel system

TECHNISCHE DATEN

Camera head: Ø 25 mm, waterproof with 8 LED lights
Working range: Ø 40 - 100 mm
Cable length: 8 m / 16 m
Cable diameter: 5.5 mm

Model	No.
ROCAM 4 Plus mini module, 8 m cable	1500001472
ROCAM 4 Plus mini module, 16 m cable	1500003296



ROCAM camera heads

Camera heads made of high-quality materials for professional inspection of pipes from Ø 70 up to 300 mm



Product-profile

KEY FEATURES

Excellent brightness:

- The ROCAM camera head Ø 30 mm has over 10 ultra bright LED lights, that effortlessly illuminate pipes up to Ø 150
- The camera head can be mounted with a Ø 40 mm camera head for larger pipe diameters

Pressure tight screw slip-ring connection:

- Pressure tight connection (3 bar) between camera head and push cable
- High resistance to shock and impact
- Quick and toolless exchange of the camera heads
- No burden from electrical connections

High flexibility and resistant:

- Flexible spring provides 90° curveability in pipes up to Ø 70 mm when enough stability is provided
- Pressure tight up to 3 bar with the stainless steel casing
- Scratch and impact resistant with the sapphire glass objective

KEY FEATURES

Mountable transmitter:

- Optional 33 kHz transmitter can be used to determine the length of the camera head (90° from Ø 70)
- In small pipe diameters the transmitter can also be used without the camera head to determine the course of the pipe without a visual inspection


TECHNICAL DATA

Camera head:	Ø 30 mm with 10 LED lights Ø 40 mm with 36 LED lights self-leveling and waterproof
Brightness:	175 LUX (0.5 m), camera head Ø 30 mm 666 LUX (0.5 m), camera head Ø 40 mm

Always an upright picture!




Excellent illumination



Pressure tight screw slip-ring connection



High flexibility and durability



Mountable transmitter



Model	No.
Camera head Ø 30 mm	1500000123

Model	No.
Camera head Ø 40 mm	1500000122

Rolling skids

Recommended for distances from 10 m

APPLICATION AREA

Rolling skids RS40/150 for pipe diameters Ø 150 - 200 mm
Rolling skids RS40/200 for pipe diameters Ø 200 - 300 mm

KEY FEATURES

- Optimized view of the pipe section
- Less pushing resistance with the fully rubberized wheels



No. 69118

No. 69119

Model	g	g	No.
For camera heads Ø 40 mm:			
Rolling skids Ø 150 mm	700	1	69118
Rolling skids Ø 200 mm	700	1	69119

Brush attachments

To improve the overview in pipes from Ø 100 – 200 mm

APPLICATION AREA

Brush attachment Ø 100 for use in pipe Ø 100 - 150 mm
Brush attachment Ø 150 for use in pipe Ø 150 - 200 mm

KEY FEATURES

- Optimized view of the pipe section through centring in the pipe
- Dirt will not accumulate in front of the lens
- Good curveability with the brush flexibility



Brush attachment spiral feather (rear) Brush attachment camera head (front)

*Use with guide skid No. 69112 / 1500000817

Model	g	g	No.
Brush attachment Ø 100*	200	1	69113
Brush attachment Ø 150*	300	1	69117

Rolling skids ROCAM 4 Plus

For centring of the camera head in pipes for a better overview and illumination

APPLICATION AREA

Guide skid for pipe diameters Ø 70 - 150 mm
Guide skid with brush attachment for pipe diameters Ø 70 - 200 mm

KEY FEATURES

- Optimized view of the pipe section through centring in the pipe
- Dirt will not accumulate in front of the lens



No. 69112 / 1500000817

No. 69111 / 1500000120

Model	g	g	No.
For camera heads Ø 30 mm:			
Guide skid for Ø 150 mm	200	1	1500000120
Guide skid for brush attachments	200	1	1500000817
For camera heads ø 40 mm:			
Guide skid for ø 200 mm	200	1	69111
Guide skid for brush attachments	200	1	69112

Battery pack system CAS, mains adaptor & charger

KEY FEATURES

- Extend the mobile operation spare battery
- No unintentional release of the battery, battery lock with click mechanism
- External battery charger, independent charging of the battery, higher mobility

TECHNICAL DATA

Battery: 18 V / 4.0 Ah, Li-Ionen



Model	g	No.
RO BP18/4, 4.0 Ah 18V Li-Power battery	1	1000001653
RO BC14/36, battery charger, 230 V, EU	1	1000001654
ROCAM 4 Plus adaptor, 230 V, EU	1	1000002085



Flushing & pipe cleaning

System overview	214 - 215
Flushing	
Flushing compressors	216 - 218
Cleaning chemicals	218
Decalcifying	
Decalcifying pumps	219
Decalcifying chemicals	220
Pipe cleaning manual	
Manual pipe and drain cleaning devices	222 - 224
Pipe cleaning electric	
Manual pipe and drain cleaning machines	225
Sectional drain cleaning machines	226 - 227
Drum drain cleaning machines	228 - 231
Pipe & sewer cleaning machines	232 - 233
Accessories pipe cleaning electric	234 - 235
Drain cleaning spirals	
Spirals	236 - 237
Drain cleaning tools	
Heads & augers	238 - 242
Tool & spiral sets	243 - 244
Accessories drain cleaning spirals	245
System overview high pressure drain cleaners	246
High pressure drain cleaning	
High pressure drain cleaners	246 - 247

Flushing



	ROPULS	ROPULS eDM
Connection:	1"	1"
Max. pipe diameter:	Ø 50 mm	Ø 50 mm
Max. water pressure:	7 bar	7 bar
Documentation:	-	✓
Page:	217	216

Pipe cleaning



	WC-Blitz	ROPOWER HANDY	ROSPIMATIC CL	ROSPI 6 H+E Plus	ROSPI 8 H+E Plus
Operation mode:	Manual	Manual	Electric	Manual / electric	Manual / electric
Working range:	Ø 50 - 100 mm	Ø 50 - 100 mm	Ø 20 - 50 mm	Ø 20 - 50 mm	Ø 20 - 50 mm
Max. spiral length:	1 m	2.3 m	7.5 m	4,5 m	7.5 m
Spiral diameter:	13 mm	16 mm	8 mm	6 mm	8 mm
Power:	-	-	-	-	-
Page:	224	224	225	223	223



	R 550	RODRUM M 13	RODRUM M 16	RODRUM L 16	R 600
Operation mode:	Electric	Electric	Electric	Electric	Electric
Working range:	Ø 20 - 100 mm	Ø 70 - 100 mm	Ø 70 - 125 mm	Ø 70 - 125 mm	Ø 20 - 150 mm
Max. spiral length:	40 m	30 m	45 m	45 m	60 m
Spiral diameter:	16 mm	13 mm	16 mm	16 mm	8**/ 10**/ 16 / 22 mm
Power:	440 W	620 W	620 W	620 W	690 W
Page:	226	230	230	230	226

Decalcifying



	ROCAL 20	ROMATIC 20
Tank volume:	15 l	15 l
Volume flow:	40 l/min	40 l/min
Delivery height:	10 m	10 m
Motor rating:	150 W	150 W
Max. temperature:	50 °C	50 °C
Flow reversal:	Manual	Automatic
Page:	219	219

Pipe cleaning



	ROSPI 10 H+E Plus	RODRUM S 10	Manual drain cleaner 3 S	RODRUM S 13
Operation mode:	Manual / electric	Electric	Manual	Electric
Working range:	Ø 20 - 70 mm	Ø 40 - 70 mm	Ø 50 - 100 mm	Ø 50 - 100 mm
Max. spiral length:	10 m	10 m	15 m	15 m
Spiral diameter:	10 mm	10 mm	13 mm	13 mm
Power:	-	440 W	-	440 W
Page:	223	228,229	224	228, 229



	R 650	R 750	RODRUM L 20	R 80	R 100 SP	R 140 B
Operation mode:	Electric	Electric	Electric	Electric	Electric	Fuel
Working range:	Ø 20 - 150 mm	Ø 50 - 200 mm	Ø 70 - 250 mm	Ø 70 - 250 mm	Ø 70 - 250 mm	Ø 100 - 600 mm
Max. spiral length:	65 m	80 m	60 m	80 m	100 m	140 m*
Spiral diameter:	8**/ 10**/ 16 / 22 mm	16**/ 22 mm / 32 mm	20 mm	22**/ 32 mm	22 / 32 mm	32 mm / rod system
Power:	1,350 W	1,400 W	620 W	1,400 W	1,400 W	4,800 W
Page:	227	227	230	232	232	233

ROPULS eDM flushing compressor

For scouring and cleaning of heating systems and flushing of drinking water pipes according to DIN 1988-2/EN 806 with protocol function



Product profile

KEY FEATURES

- One unit – three uses for safety and energy efficiency:
 - Flushing of floor heating systems / heating circuits
 - Flushing of drinking water pipes as per DIN 1988-2/EN 806
 - Sanitizing of drinking water pipes
- Compact dimensions and practical carriage for simple handling during transport and at the building site
- Two flushing speeds (impulse and permanent air flushing) for good cleaning results
- Easy to use with the clearly arranged control panel
- Chemical cleaning with ROCLEAN accessories possible
- Free app for easy, professional creation of flushing-protocols as PDF files

TECHNICAL DATA

Pipe connection:	R 1" GK-Coupling
Max. pipe diameter:	DN 50/2"
Max. flow rate:	5 m ³ /h
Max. water pressure:	7 bar
Max. water temperature:	30 °C
Protection class:	IP 20
Oil deposition rate:	99.9%
Particle retention rate:	0.3 µm compressor
Max. operating pressure:	8 bar
Engine power:	1.5 kW
Mains connection:	230 V - 50 Hz
Dimensions (H x W x D):	630 x 380 x 340 mm

Large LED display for flow rate amounts and metering impulse, membrane keyboard with program selection keys

Clearly arranged control panel

Quick connect NW 7.2

For connecting pneumatic tools

For removing deposits in floor heating and radiators

Clean heating systems save energy

Pre-commission cleaning of construction material and residues

Clean, proper hygienic pipe systems

Flushing of drinking water pipes with pulsing compressed air water mix as per DIN 1988-2/EN 806

Safety for plumbers and plant operators

ROPULS eDM – Documentation

- ✓ Easy
- ✓ Fast
- ✓ Professional

ROCLEAN function, optional available for ROPULS eDM and ROPULS Flushing compressor!

Scope of delivery (No. 1000001134): ROPULS eDM flushing compressor, 2 x 1 m fabric hose 1" with GK coupling

Model	kg	No.
ROPULS eDM flushing compressor with hoses	28	1000001134

Function switch

Enables you to change to ROCLEAN function

ROPULS eDM App with documentation feature

ROPULS eDM with ROCLEAN function for cleaning and conservation

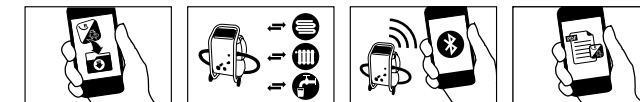


ROPULS eDM App

Professional working and documentation due to eDM (electronic Data Management)

KEY FEATURES

- Report can be e-mailed immediately as a PDF
- Transfer of flushing data via Bluetooth
- Applicable for Android and Windows devices
- Easy, fast, professional documentation
- Company profiles and protocols individually customizable
- Live data transfer to handheld unit
- Templates for various flushings-protocols available



ROPULS flushing compressor

With the same range of functionality as ROPULS eDM, but without eDM (electronic Data Management)



For removing deposits in floor heating and radiators

Clean heating systems save energy

Pre-commission cleaning of construction material and residues

Clean, proper hygienic pipe systems

Flushing of drinking water pipes with pulsing compressed air water mix as per DIN 1988-2/EN 806

Safety for plumbers and plant operators

Function switch

Enables you to change to ROCLEAN function

ROCLEAN function, optional available for ROPULS eDM and ROPULS Flushing compressor!

Scope of delivery (No. 100000145): ROPULS flushing compressor, 2 x 1 m fabric hose 1" with GK coupling

Model	kg	No.
ROPULS flushing compressor with hoses	28	100000145

ACCESSORIES

Model	No.
ROCLEAN Injector	100000190
Pressure regulator 2 bar	150000203

ROCLEAN cleaning and conservation on page 218

ROPULS with ROCLEAN function: Flushing of drinking water pipes



ROPULS flushing compressor with ROCLEAN function




Flushing & pipe cleaning

Flushing

ROCLEAN function

For cleaning and conserving radiator heating systems, surface heating systems as well as for disinfection of drinking water lines



1 The pressure reducer has to be installed on the water input side of the ROPULS flushing compressor. This maintains the incoming pressure of the fresh water feed constant at 2 bar.

2 The ROCLEAN injector has to be installed on the water output side. The injector constantly and securely doses the bottle contents to the system to be cleaned.



Model	kg		No.
ROCLEAN injector	1.1	1	100000190
Pressure regulator 2 bar	0.3	1	150000203

Cleaning and preservation with ROCLEAN

Cleaning chemicals for radiator heating systems



For cleaning incrustations and tough deposits. Suitable for all standard pipe materials. Does not stay in system. One bottle per 100 l system volume.



Cleaning chemicals for surface heating systems



For cleaning of deposits and bio films. Suitable for all standard pipe materials. Does not stay in system. One bottle per 100 l system volume.



Preservative for radiators and surface heating systems



Maintains the cleaned condition and protects the system. One bottle is sufficient for 100 l system volume.



Disinfection of drinking water systems



Does not stay in system. One bottle per 100 l system volume.



Cleaning and preservation steps:

Before cleaning	
Step 1: Mechanical cleaning	
Step 2: Chemical cleaning	
Step 3: Preserving	

Model	Color code	kg		No.
ROCLEAN injector		1.1	1	100000190
Pressure regulator 2 bar		0.3	1	150000203
Chemical cleaning:				
- Radiator heating systems	Orange	6.3	6	150000200
- Surface heating systems	Green	6.3	6	150000201
Preservative	Blue	6.3	6	150000202
Disinfection	Yellow	6.3	6	150000157

Flushing & pipe cleaning

Decalcifying

ROCAL 20 / ROMATIC 20

Decalcifying pump with flow direction change



Product profile

RANGE OF USE

For the quick decalcifying of heat exchangers, water pipes, water tanks, heat and cooling systems

KEY FEATURES

- With the help of the flow reversal (change of the direction of flow) even very hard calcifications and deposits can be loosened
- Only ROMATIC: Running time of the pump and flow reversal can be programmed, which enables comfortable operation
- Approved for fluid temperatures up to 50 °C for especially efficient decalcifying
- Constant circulation of the decalcifying chemical prevents damage that can be caused by the development of gas during decalcification

TECHNICAL DATA

Connection:	R 1/2"
Tank volume:	15 l
Power supply:	230 V 50 Hz
Motor rating:	150 W
Volume flow:	40 l / min.
Delivery height:	10 m



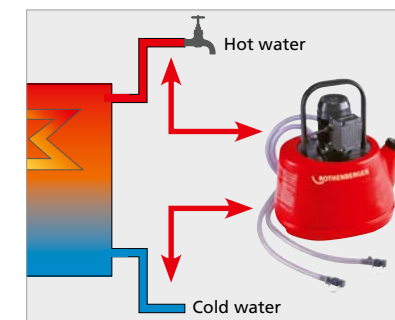
Fig. ROCAL 20



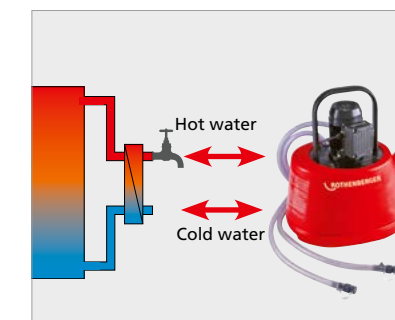
Fig. ROMATIC 20

Automatic flow reversal!

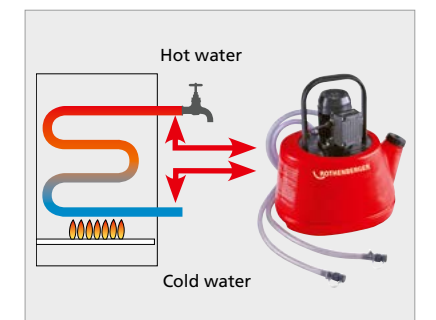
Decalcifying of drinking water storage tanks



Decalcifying of fresh water stations and external heat exchangers



Decalcifying of heat exchangers, water heaters or drinking water pipes



Scope of delivery: ROCAL 20 (No. 61100) and ROMATIC 20 (No. 61190) each contain: 2x hoses with 1/2" connection (2 m long), 2 x double nipple 1/2-3/8", 2 x double nipple 1/2-3/4", 2 x double nipple 1/2-1/2", 2 x double socket 3/4-3/4", 2 x reduction piece 1/2-3/4"

Model	kg		No.
ROCAL 20	6	1	61100
ROMATIC 20	6	1	61190

ACCESSORIES



Decalcifying chemical for ROCAL 20, ROMATIC 20 see 220

ROCAL Acid Multi / Plus

Decalcifying chemical for use with ROCAL 20, ROMATIC 20

Product profile

RANGE OF USE

ROCAL Acid Multi

For the safe decalcification of all piping systems, heat exchangers, fresh water stations and water tanks

ROCAL Acid Plus

For strong calcifications and scale build-up. Only suitable for technical systems. Not suitable for drinking water pipes.

KEY FEATURES

- With color indication. The use of the chemical effects is shown by the change of the fluid color
- Concentrate to mix with water
- With corrosion protection



No. 150000115 No. 150000116 No. 150000117



No. 61105 No. 61106 No. 61110

	ROCAL Acid Multi	ROCAL Acid Plus
Copper	●	●
Steel	●	●
Stainless steel	●	-

● suitable - unsuitable

	ROCAL Acid Multi	ROCAL Acid Plus
Aluminium	●	-
Brass	●	-
Plastic	●	-

● suitable - unsuitable

Model	kg	kg	No.
ROCAL Acid Multi	5	1 4	150000115
ROCAL Acid Multi	10	1 2	150000116
ROCAL Acid Multi	30	1	150000117

Model	kg	kg	No.
ROCAL Acid Plus	5	1 4	61105
ROCAL Acid Plus	10	1 2	61106
ROCAL Acid Plus	25	1	150000914

Neutralizer powder

Neutralizes ROCAL Acid Plus / ROCAL Acid Multi

Product profile

RANGE OF USE

Use is necessary after ROCAL Acid Plus / ROCAL Acid Multi has been used. The neutralizer dissolves in water. The decalcification pump and system are flushed with this solution. The PH value in the system and pump is neutral afterwards.

Model	kg	kg	No.
Neutralizer powder	1	1 5	61115
Neutralizer powder	10	1 2	61120



No. 61115 No. 61120

ROSOLAR PUMP / ROSOLAR PUMP PLUS



Solar filling pump

Product profile

KEY FEATURES

- A powerful centrifugal pump for rapid filling and effective flushing out and ventilation of solar plant
- Optional: robust and heat resistant (up to 90 °C) Impeller pump: Small particles of solid materials are also conveyed without difficulty. Fitted with a pressure relief valve
- Heat resistant hoses (up to 100 °C) allow safe filling and maintenance of solar plant
- A height-adjustable (76 - 110 cm) telescopic grip for space-saving storage, simple transport and good handling in tight cellars
- Well thought-through handling: The canister can easily be filled through the large opening. The shut-off valve in the bottom allows simple/uncomplicated emptying of the whole container
- Ball valves for safe removal of filling hoses without accidental spill

TECHNICAL DATA

Dimensions (H x W x D): 49 x 51 x 76 cm
Container volumes: 30 l
Hoses: Length: 2 x 3 m
 Connections: 3/4"
 Heat resistant: up to 100 °C

A generously dimensioned container opening

For easy and secure filling

Optional: A fleece filter bag

For preservation of the internal filter when flushing older plants with strong pollution

A dirt filter with sight glass

Filters residues out of the medium




Height-adjustable telescopic grip (76 - 110 cm)
 Small and flexible if required


Heat resistant hoses (up to 100 °C)
 Safe working – also when servicing solar plant with kink protection at the hose connection

Optional: impeller pump
 Small particles of solid materials are also conveyed without difficulty

Return flow cover with filter



Hose connection with anti-kink protection



Ball valve



Model	No.
ROSOLAR PUMP (with centrifugal pump)	150000135
ROSOLAR PUMP PLUS (with impeller pump)	150000136
Fleece filter bag ROSOLAR (10 pcs.)	1500001236
Return flow cover (for filter bags)	1500001235

ROPUMP SUPER PLUS

Professional force pump cleaner

The optimum introduction tool for the removal of obstructions in basins, bowls, tubs and toilets etc., using water pressure

Quick – Compact – Handy!

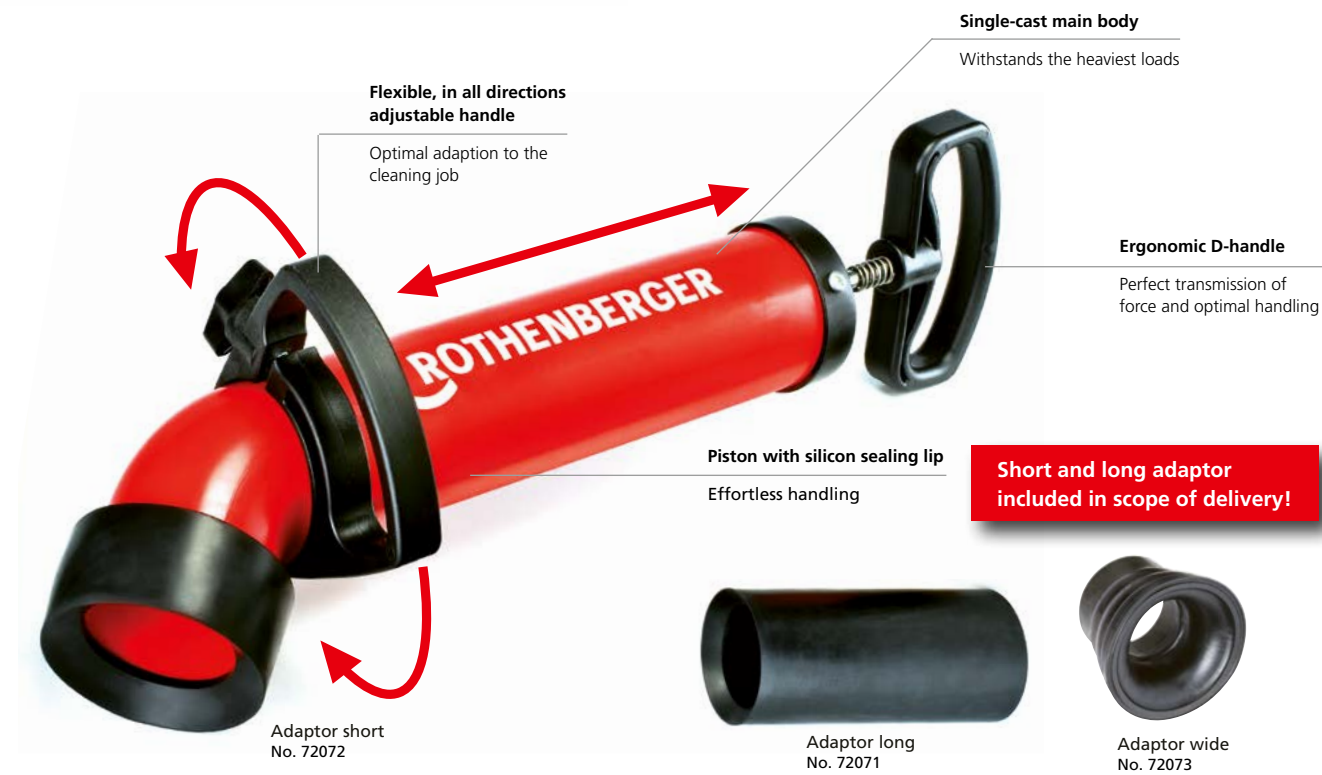
Product profile

KEY FEATURES

- Optimal adaption to the job due to adjustable handle
- Good force transmission with ergonomic handles
- Optimal sealed system and therefore high suction and pressure power with single cast main body

KEY FEATURES

- Simple handling with the perfect adaption to the drain and easy to use with ergonomic formed components



Model	kg	📦	No.
ROPUMP SUPER PLUS with 2 adaptors (long, short)	2.00	1	072070X
ROPUMP SUPER PLUS 3 adaptors (long, short, wide) and toolbag	3.30	1	1000001762
Adaptor long	0.66	1	72071
Adaptor short	0.16	1	72072
Adaptor wide	0.40	1	72073

ROPUMP

Force pump cleaner according to the air-pump principle with water pressure



Flexible socket
Various areas of application

Dissolves obstructions in drains, basins, showers, bathtubs etc.

Product profile

KEY FEATURES

- Small and handy
- Compact and effective

Model	kg	📦	No.
ROPUMP with flexible socket	500	1	71991

ROSPI H+E PLUS

Professional manual and electrical drain cleaning unit

Clean and comfortable removal of obstructions in kitchen, bath, toilets or drainage openings with drain cleaning spiral

Product profile

KEY FEATURES

- Removal of sinks and siphon filters is not necessary
- Switch from manual to electrical use within seconds
- Secure hold even at higher speeds during drill operation
- Impact-resistant and protected from dirt contamination
- Hexagonal drive for conventional power drills

TECHNICAL DATA

Working range: 20 - 50 mm
Spiral: Ø 8 mm x 7.5 m



Electrical operation with cordless drill



Manual operation



Model	kg	📦	No.
ROSPI 6 H+E Plus 4.5 m	1.4	1 2	72090
ROSPI 8 H+E Plus 7.5 m	3.5	1 2	72095
ROSPI 10 H+E Plus 10.0 m	4.8	1 2	72005

For spare spirals see 245

ROPOWER HANDY

Manual drain cleaning unit, Ø 50 - 100 mm

A universal manual drain cleaning unit for fast clearance of obstructions. The spiral permits the attachment of a wide range of ROTHENBERGER pipe cleaning tools with 16 mm couplings

KEY FEATURES

- Additional spiral cleaning effects with the use of a square spiral



Set (No. 71973) includes: ROPOWER PROFILE spiral 2.3 m without core (No. 72494), manual crank (No. 71976), safety gloves (No. H81401), separating pin (No. 72100), blade cutter Ø 25 mm (No. 72169)

Model	kg		No.
ROPOWER HANDY complete	1.7	1	71975
ACCESSORIES			
Manual crank	0.4	1	71976
ROPOWER PROFILE CABLE w/o plastic core	1.2	1	72494

Manual drain cleaner type 3 S

For pipes Ø 40 - 100 mm

Spirals Ø 13 mm x 15 m with 16 mm coupling

KEY FEATURES

- Flexible use with a wide range of applications**
For use with all ROTHENBERGER drain cleaning tools with 16 mm couplings
- Cleaning unit with stand**
Secure use
- Plastic spiral drum**
Corrosion-proof and impact-resistant



Set includes (No. 72003): manual drain cleaner type 3 S (No. 72003), spirals Ø 13 mm x 15 m (No. 72016), cross-blade cutter Ø 35 mm (No. 72176) and separating pin (No. 72100)

Model	kg		No.
Manual drain cleaner type 3 S, complete	17.50	1	72003
Spare spiral Ø 13 mm x 15 m	7.00	1	72016
Cross-blade cutter Ø 35 mm	0.04	1	72176
Separating pin	0.01	1	72100

Further Ø 16 mm tools can be found on 238

WC-BLITZ RO-3 toilet auger

KEY FEATURES

- Flexible use even in hard-to-reach places**
With tough cleaning bulb auger. Extendable handle and 1 m spiral length, Ø 1/2"
- No damage to ceramic surfaces**
Angle made out of plastic

Angle with plastic protection

No damage to ceramic surfaces in the visual range

Ergonomic handle with soft grip inlet

Reliable and safe use, firm grip

T-groove coupling at No. 1500001324

Universal bulb auger

High mobility in bends

Model	kg		No.
WC-Blitz RO-3 complete with spiral	2.75	1	78551
WC-Blitz RO-3 with tool coupling	2.90	1	1500001324



ROSPIMATIC CL

Professional drain cleaning unit up to Ø 50 mm

Effective removal of obstructions in access lines with a one-of-a-kind spiral forward and reverse system without changing the rotational direction.

Product profile

KEY FEATURES

- Switch between forward and reverse under full load without the need to change the motor rotational direction
- Unit can be used with any professional cordless drill driver
- Soft stop technology for smooth run out prevents hits to user's wrist
- The spiral drive can be combined with 3 different cleaning tools for more efficient operation (optional)
- Optional guide hose prevents pollution of the working place

TECHNICAL DATA

Application range:	20 - 50 mm
Spiral with inner-core & Bulb auger:	Ø 8 mm x 7.5 m
Dimensions (without spiral):	420 x 200 x 200 mm

Locking knob with torque limit

No squeezing of the spiral



Patented feeding mechanism

Switching between forward and reverse without stopping the machine

Free-wheel clutch for hexagonal take-up

Soft roll-out of the machine without hit to user's wrist.

With bulb-auger



With coupling for various tools



With flexible guide hose



Set (No. 1000002299) includes: ROSPIMATIC CL set incl. spiral 8 mm x 7.5 m with bulb head (No. 72413), spiral 8 mm x 7.5 m with coupling (No. 72425), cross-blade auger (No. 72765) and separating key (No. 72102)

Set (No. 72942) includes: blade cutter (No. 72764), cross-blade cutter (No. 72765), ball head cutter (No. 72766), separating pin (No. 72102)

Model		No.
ROSPIMATIC CL basic unit incl. 8 mm / 7,5 m spiral	1	1000002298
ROSPIMATIC CL set, w. 2nd spiral+cross-blade auger	1	1000002299
Spiral 8 mm x 7,5 m, w. bulb auger and steel core	1	72413
Spiral 8 mm x 7,5 m, with coupling and core	1	72425
Tool set 8 mm (4 pcs.)	1	72942
Protection hose f. ROSPIMATIC CL	1	72542

Easy connection to professional cordless drill driver



For additional accessories see 234

Flushing & pipe cleaning

Pipe cleaning electric



R 550

Drain cleaning machine for pipe Ø 20 - 100 mm

Reliable, high-performance drain cleaning machine with a variety of general purpose maintenance uses

Product profile

APPLICATION AREA

Especially light, compact and handy design: Ideal for the universal service use by pipe obstructions in connecting pipes from wash basins, toilets, sewage pipes, floor drains and roof drainage

KEY FEATURES

- Extremely light
- Direct attachment of 16 mm spirals
- Maximum working length 40 m, with Ø 16 mm S-spiral

TECHNICAL DATA

For pipe diameters:	Ø 20 - 100 mm
Direct attachment:	Ø 16 mm spirals
Max. working length:	40 m with Ø 16 mm S-spirals
Rating:	440 W (power input)
Voltage:	230 / 110 / 115 V, 50 Hz
Speed:	583 rpm, RH and LH drive
Weight:	16.0 kg

Model		230 V	110/115 V
R 550 w/ guide hose	16.0	72686	72631
Tool sets and accessories starting on		234	

Flushing & pipe cleaning

Pipe cleaning electric



R 650

Drain cleaning machine for pipe Ø 20 - 150 mm

For professional mobile drain cleaning. Compact, robust and powerful, even by the toughest pipe obstructions

Product profile

APPLICATION AREA

Perfectly suited for rough use and in extreme working conditions: Quiet operation and powerful cleaning action, even when cutting through roots or grinding out cement and lime deposits

KEY FEATURES

- Double motor performance (cp. R 600)
- Flexible with drive lever that can be fitted on the side
- Direct up take of 22 mm and 16 mm spirals
- Optional Ø 8 and 10 mm with adaptor magazine possible
- Maximum working length 65 m, with Ø 22 mm S-spiral

TECHNICAL DATA

For pipe diameters:	Ø 20 - 150 mm
Direct attachment:	Ø 22 and 16 mm spirals
With adaptor magazine:	Ø 8 mm and 10 mm
Max. working length:	65 m with Ø 22 mm S-spirals 55 m with Ø 16 mm S-spirals 10 m with Ø 8 and 10 mm spirals
Rating:	1,350 W (power input)
Voltage:	230 V, 50 Hz
Speed:	623 rpm, RH and LH drive
Weight:	22.8 kg

Model		230 V	
R 650 w/ guide hose	22.8	72688	
Tool sets and accessories starting on		234	



R 600

Drain cleaning machine for pipe Ø 20 - 150 mm

For installation and maintenance work in hospitals and municipal facilities

Product profile

APPLICATION AREA

Universal use both indoors and outdoors: The powerful motor works reliably even against stubborn obstructions. A wide range of accessories is available

KEY FEATURES

- Direct up take of 16 mm and 22 mm spirals
- Optional Ø 8 and 10 mm with adaptor magazine possible
- Maximum working length 50 m, with Ø 16 mm S-spirals
- Maximum working length 60 m, with Ø 22 mm S-spirals

TECHNICAL DATA

For pipe diameters:	Ø 20 - 150 mm
With direct attachment:	Ø 22 and 16 mm spirals
With adaptor magazine:	Ø 8 and 10 mm
Max. working length:	60 m with Ø 22 mm S-spirals 50 m with Ø 16 mm S-spirals 10 m with Ø 8 and 10 mm spirals
Rating:	690 W (power input)
Voltage:	230 / 110 / 115 V, 50 Hz
Speed:	467 rpm, RH and LH drive
Weight:	20.9 kg

Model		230 V	110/115 V
R 600 w/ guide hose	20.9	72687	72632
Tool sets and accessories starting on		234	

R 750

Drain cleaning machine for pipe Ø 20 - 200 mm

For professional mobile drain cleaning. Compact, robust and powerful, even by the toughest pipe obstructions

Product profile

APPLICATION AREA

Perfectly suited for the cleaning of domestic connections and main pipes: Quiet operation and powerful cleaning action. Usable for such as chain spinning, grinding and cutting roots

KEY FEATURES

- Drive lever can be rotated (180°), locked and used as a handle for easy wheeling
- Direct up take of 32 mm and 22 mm
- Optional Ø 16 mm with clutch jaw possible
- Maximum working length 80 m, with Ø 32 mm S-spirals

TECHNICAL DATA

For pipe diameters:	Ø 20 - 200 mm
With direct attachment:	Ø 32 and 22 mm spirals
With clutch jaw:	Ø 16 mm
Max. working length:	80 m with Ø 32 mm S-spirals 70 m with Ø 22 mm S-spirals 55 m with Ø 16 mm S-spirals
Rating:	1,400 W (power input)
Voltage:	230 V, 50 Hz
Speed:	467 rpm, RH and LH drive
Weight:	33.5 kg



Model		230 V	
R 750 w/ guide hose	33.5	72689	
Tool sets and accessories starting on		234	

11

11

Flushing & pipe cleaning

Pipe cleaning electric

RODRUM S

Drum drain cleaning machine with automatic spiral feed. For pipes from Ø 40 - 100 mm. Perfectly suited for use in public and commercial buildings.

Product profile

KEY FEATURES

- Clean and discreet use
- Easy handling due to automatic spiral feeding and retrieving
- New feeding unit for direct pressure relief by release of the feeding handle
- Machine works with Ø 10 and Ø 13 mm spirals

KEY FEATURES

- **Flexible use:**
Drum interchangeable for different pipe diameters
- **Easy to use:**
Feeding and pressure relief with single handle
- **Clean:**
Spiral in detachable drum

Interchangeable drum

Fast change between Ø 10 mm and Ø 13 mm spirals, easy to carry



Spiral protection

Fast tension relief from the spiral to prevent damage just by releasing the lever

Cleanout slots and drain plug

Easy and fast cleaning of the drum

2-in-1 feeding unit

Suitable for Ø 10 mm and Ø 13 mm spirals

Rubber feet

No damage to the floor

Flushing & pipe cleaning

Pipe cleaning electric



APPLICATION AREA

- Compact construction: Ideal for service deployment to unblock pipes in connecting pipes of wash basins, toilets, drainage pipes, floor drainage
- On retraction the dirty spiral moves back into the spiral drum. Due to its clean and discrete operation, the machine is best suited for SHK-companies and their services in private houses, hospitals and clinics, gastronomy and hotels, Facility Management and public buildings

TECHNICAL DATA

Working range/pipe diameter: Ø 40 - 100 mm
Max. working length: 10 m (with 10 mm Spirals)
 15 m (with 13 mm Spirals)
Power (input): 440 W
Speed (drum): 300 rpm
Product dimensions: 58 x 33 x 39 cm

Cleaning of floor drain with 13 mm spiral



Convenient transport thanks to detachable drum



Interchangeable drum for different working ranges




Model	kg	230 V 50 Hz
RODRUM S 10 EU	18.9	1000001256
RODRUM S 13 EU with tool kit	25.7	1000001257
Spiral 13 mm x 15 m with reinforced wire		72016

Set (No. 1000001256) includes: RODRUM S 10, guide hose (No.1300002581), spiral guide gloves (No.1500000439)
 Set (No. 1000001257) includes: RODRUM S 13, spiral guide gloves (No.1500000439), chain spinning head (No. 072185F), cross blade cutter (No.72176), forked cutter (No.72164), bulb auger (No. 72163), retrieving auger (No. 72162), straight auger (No. 72161), separating pin (No.72100), guide hose (No.1300002581), ROCASE (No. 1300003334) with inlay (No. 1300003372)
 Set (No. 1000001308) includes: chain spinning head (No. 072185F), cross blade cutter (No.72176), forked cutter (No.72164), bulb auger (No. 72163), retrieving auger (No. 72162), straight auger (No. 72161), separating pin (No.72100), ROCASE (No. 1300003334) with inlay (No. 1300003372)

ACCESSORIES

Model	kg	No.
RODRUM S 10 Drum	5.5	1000001275
RODRUM S 13 Drum	11.4	1000001276
Tool kit 16 mm	5.5	1000001308

Spirals, Drain cleaning tools 236



Flushing & pipe cleaning

Pipe cleaning electric

RODRUM M & L

Drum drain cleaning machine with automatic spiral feed. For pipes from Ø 70 - 250 mm. Perfectly suited for use in public and commercial buildings as well as house connection pipes.



Product profile

KEY FEATURES

- Interchangeable drums for quick and easy adaption to different pipe diameters without use of any tool
- Clean and discreet use
- Easy handling due to automatic spiral feeding and retrieving
- Spiral protection due to direct pressure relief by release of the lever
- Machine works with 13, 16, 20 mm spirals

RANGE OF USE

- RODRUM M & L is a drum drain cleaning machine with automatic spiral feed for removal of blockages in pipes from Ø 70-250 mm.
- Due to the interchangeable drums the machine can be adapted to different pipe diameters quickly without usage of any tools
- The dirty spiral runs back into the drum and keeps the surrounding free of dirt
- The clean and discrete way of working is ideal for Plumbers, facility managers, drain cleaners for jobs in private households, as well as public buildings like hotels or restaurants

TECHNICAL DATA

Working range/pipe diameter:	Ø 70 - 250 mm
Max. working range:	30 m (with 13-mm-Spirals) 45 m (with 16-mm-Spirals) 60 m (with 20-mm-Spirals)
Power (input):	620 W
Speed (drum):	270 r/min.
Product dimensions:	77 x 56 x 87 cm

Loading device

Ergonomic loading of the machine



Interchangeable drum

Fast change between Ø 13, 16, 20 mm spirals

Cleaning slots

Easy and fast cleaning of the drum

3-in-1 feeding unit

No retrofitting necessary for different spiral diameters

Interchangeable drums for adaption of the working range



Spiral protection

Fast tension relief from the spiral to prevent damage just by releasing the lever

Rubber feed

No damage of the floor

Model		kg	230 V 50 Hz
RODRUM M 13	spirals 13 mm x 15 m, incl. 16 mm tool kit	45.5	1000001711
RODRUM M 16	spirals 16 mm x 15 m, incl. 16 mm tool kit	50.2	1000001712
RODRUM L 16	spirals 16 mm x 15 m, incl. 16 mm tool kit	51.9	1000001713
RODRUM L 20	spirals 20 mm x 20 m, incl. 20 mm tool kit	68.0	1000001714

Flushing & pipe cleaning

Pipe cleaning electric

RODRUM M & L drums

Interchangeable spiral drums for quick and easy adaption of the machine to different pipe diameters or for extension of the spiral length.



Model	kg	No.
RODRUM drum M 13 incl. spiral 13 mm x 15 m	14.5	1000001727
RODRUM drum M 16 incl. spiral 16 mm x 15 m	19.0	1000001728
RODRUM drum L 16 incl. 2 x spirals 16 mm x 15 m	38.7	1000001729
RODRUM drum L 20 incl. spiral 20 mm x 20 m	36.8	1000001730

ACCESSORIES

Model	kg	No.	Model	kg	No.
Straight auger, 20 mm*	0.32	1500002253	Forked cutter 80, 20 mm*	0.15	1500002263
Funnel auger, 20 mm*	0.55	1500002254	Forked cutter 100, 20 mm*	0.20	1500002264
Bulb auger, 20 mm*	0.40	1500002255	Two-way root cutter 65, 20 mm*	0.39	1500002265
Retrieving auger, 20 mm*	0.12	1500002256	Two-way root cutter 90, 20 mm*	0.46	1500002266
Peak-head auger, 20 mm*	0.40	1500002257	Adaptor, square-coupling to 22 mm T-coupling	0.25	1500002267
Cross-blade cutter 50, 20 mm*	0.16	1500002258	Spiral 13x15 with inner core	10.8	1500002271
Cross-blade cutter 65, 20 mm*	0.23	1500002259	Spiral 16x15 with inner core	15.5	72918
Cross-blade cutter 90, 20 mm*	0.39	1500002260	Spiral 20 mm x 20 m w. inner core & square coupling	33.5	1500002268
Chain-spinning head, 4 chains, 20 mm*	0.30	1500002261	RODRUM tool kit 16 mm		1000001731
Forked cutter 60, 20 mm*	0.10	1500002262	RODRUM tool kit 20 mm		1000001732

* all 20 mm augers with square coupling



No. 1000001731




No. 1000001732

Set (No. 1000001731) includes: ROCASE (No. 1300003334) with inlay (No. 1300003372), chain-spinning head (No. 072185F), cross-blade cutter (No. 72176), forked cutter (No. 72164), bulb auger (No. 72163), retrieving auger (No. 72162), straight auger (No. 72161), separating key (No. 72100)

Set (No. 1000001732) includes: ROCASE (No. 1300003334) with inlay (No. 1300003372), bulb auger (No. 1500002255), cross-blade cutter (No. 1500002259), forked cutter (No. 1500002263), separating key (No. 72101)


Loading device



Easy transport due to stair capable chassis



Cleaning of a down pipe with 16 mm spiral



Flushing & pipe cleaning

Pipe & sewer cleaning machines

Industrial pipe and drain cleaning machines

For continuous industrial use in pipe and drain cleaning Ø 50 - 600 mm

Ideal for use in the following sectors: private households, pipe networks in industry, municipal enterprises, maintenance organisations, hotels, hospitals, for underground pipes, industrial pipelines, drains, roof drainage etc.

- Extremely powerful, very resilient, for continuous industrial use
- Steel tubular frame with side elements made from fibreglass-reinforced polyamide
- Stable, dismountable and corrosion-resistant designs
- Secure and radial clamping, optimal power transmission and functional reliability, simple replacement of clamping jaws
- Reinforced guide hose with quick coupling ensures the safe and kink-free guiding of the spiral and prevents contamination of the working area.

R 80

One-man professional machine for pipes Ø 50 - 250 mm

Product profile

KEY FEATURES

- Small, compact design permits the machine to pass through doorways
- Portable and easy to navigate stairs
- Transports easily in any service vehicle, collapsible
- Ideal for manhole inspections through defined working height
- Fatigue-free clamping when working with large spiral diameters and lengths
- Integrated, spacious toolbox

TECHNICAL DATA

For pipe diameters:	Ø 50 - 250 mm
For drain cleaning spirals:	Ø 22 and 32 mm (32 mm clutch jaws standard)
Max. working length:	80 m with Ø 32 mm S-spirals 70 m with Ø 22 mm S-spirals
Rating:	1.4 kW (1.9 HP) RH / LH rotation
Weight:	52 kg



Includes: basic machine, grease gun (No. 855156), allen keys (1 x No. 321515, 1 x No. 321188, 1 x No. 321189), open-ended spanners (1 x No. 310411, 1 x No. 310450)

Model	kg	230 V 50 Hz
R 80 basic machine	52.0	72585

R 100 SP

One-man professional machine for pipes Ø 50 - 250 mm

Product profile

KEY FEATURES

- Ideal for confined spaces such as skylights or ducts
- Portable and easy to navigate stairs
- Adjustable working heights, foldable
- Extendable supporting feet
- Transports easily in any service vehicle

TECHNICAL DATA

For pipe diameters:	Ø 50 - 250 mm
For drain cleaning spirals:	Ø 22 and 32 mm
Max. working length:	100 m with Ø 32 mm S-spirals 70 m with Ø 22 mm S-spirals
Rating:	1.4 kW (1.9 HP) RH / LH rotation
Weight:	57 kg



Includes: basic machine, grease gun (No. 855156), allen key (No. 321515), open-ended spanners (No. 310450)

Model	kg	230 V 50 Hz
R 100 SP basic machine	57.0	72610

R 80 / R 100 SP - ACCESSORIES	kg	No.
Guide hose FS 32 / 4 m	4.1	72559
Clutch jaws R 80 / 100 SP for 22 mm-Spirals	0.4	72561
Clutch jaws R 80 / 100 SP for 32 mm-Spirals	0.3	72562
Spirals and accessories see 234		

Flushing & pipe cleaning

Pipe & sewer cleaning machines

R 140 B

For municipal and industrial applications Ø 100 - 600 mm

Petrol engine 4,8 kW

Product profile

KEY FEATURES

- Effortless conversion from spiral to rodding operation
Working range from Ø 100 - 250 mm with 32 mm spirals
Working range from Ø 150 - 600 mm with rod
- Petrol engine, independent from electric power supply
- Ideal for rodding work in rural area pipes
- Extremely powerful reversible drive
- 1 forward and 1 reverse gear
- Speed controlled by means of a manual throttle
- Manual slip clutch
- With quick-change couplings for rodding tools

Product profile

TECHNICAL DATA

For pipe diameters:	Ø 100 - 600 mm
For drain cleaning spirals:	Ø 32 mm
For rods:	Ø 6 mm, 3/4"
Max. working length:	100 m with 32 mm-spirals 140 m with rod
Rating:	4.8 kW (6.6 HPS), petrol engine
Motor:	RH / LH rotation
2 gear reversible drive speed:	160 - 600 rpm
Weight:	97 kg

Wide range of accessories

High flexibility for different jobs



Guide hose

Protection from damages and pollution of the surrounding

Toolbox

Storage for further accessories

Integrated brake

Safe stand of the machine

Set includes: 25 x adaptor 3/4", 6 mm x 1,5 m (No. 78581), rod turning grip (No. 78580), tool adaptor for mounting 32 mm spirals (No. 72122), tool adaptor for 32 mm spiral rod coupling (No. H99569), rod tool adaptor (No. H99120), guide glove, left (No. 72120), guide glove, right (No. 72121), separating pin (No. 72101), funnel auger (No. 72322), straight auger (No. 72321), bulb auger, 32 mm (No. 72363), retrieving auger, 32 mm (No. 72325), spiral sawtooth cutter, 32 mm (No. 72329), cross-blade cutter, 32 mm (No. 72374), forked cutter, D=76 mm (No. 72350), forked cutter, D=112 mm (No. 72351), toolbox (No. 402312), allen key, AF 3 (No. 321118), allen key, AF 4 (No. 321189), allen key, AF 5 (No. 321190), open-ended spanners, SW 10/13 (No. 310450), open-ended spanners, SW 17/19 (No. 310411)

Model	kg	No.
R 140 with rod and tool set	108.50	72971
R 140 basic machine	97.00	72970
Push rod 3/4", Ø 6 mm, 1.5 m	0.25	78581
Funnel auger	0.25	72322
Straight auger	0.25	72321
Rod turning grip	0.56	78580
Retrieving auger	0.10	72325
Spiral sawtooth cutter	0.15	72329
Guide glove, left	0.21	72120
Guide glove, right	0.21	72121

Model	kg	No.
Separating pin	0.20	72101
Adaptor for 32 mm augers	0.10	72122
Forked cutter, Ø 76 length		72350
Forked cutter, Ø 112 length		72351
Guide hose FS 32 / length 4 m	4.10	72559
Standard 32 mm, spiral and tool set	41.00	072962X

More accessories see 234

Scope of delivery (No. 72971)



Clutch jaws

For machine type	For spirals-Ø	kg	No.
R 550 (from serial No. 411542) (up to serial No. 411541)	16 mm 16 mm	0.1 0.1	72538 72536
R 600/650 (from serial No. 409001) (up to serial No. 409000)	16 and 22 mm 16 and 22 mm	0.3 0.3	72638 72666
R 750	22 and 32 mm	0.4	72563
R 80/100 SP/R140 B	22 mm	0.4	72561
R 80/100 SP	32 mm	0.3	72562



Adaptor magazines

- Clean, safe storage of 8 and 10 mm spirals
- Impact-resistant container with clutch jaws and precision clutch

For machine type	For spiral-Ø	max. Spiral length	kg	No.
R 600/650	8 mm	10 m	1.8	72514
R 600/650	10 mm	10 m	1.8	72515



Clutch jaw for R 750

For machine type	For spirals-Ø	kg	No.
R 750	16 mm	0.3	72915

Ensures safe, kink-free spiral feed



With precision quick coupling

Spiral guide hoses

- Prevents contamination and damage

Model	for machine type	for spiral-Ø	Length	kg	No.
FS 16	R 550 / RODRUM S	16 mm	2 m	1.1	72540
FS 22	R 600 / 650	22 mm	4 m	2.8	72541
FS 32	R 750 / 80 / 100 SP	32 mm	4 m	4.1	72559



Ceramic protection hose

- For the protection of ceramic
- With adjustable holding clamp

For spirals	Length	kg	No.
Ø 8, 10, 16 mm	540 mm	0.4	72705



Tripod stand

- Collapsible and galvanised
- Provides an ideal working height of the drain cleaning machine, for example: inspection holes in downpipes
- Spiral retrieving device

For machine type	kg	No.
R 550 - R 600 - R 650 - R 750	3.0	58182



Spiral retrieving device

- Safe feeding / retrieving of spirals in downpipes
- Suitable for all Ø 22 and 32 mm open-wound spirals
- Suitable as pusher unit for difficult obstructions
- Also suitable as adaptor for third-party equipment without problems
- With water supply connection (two 1" threaded couplings)
- Socket for tripod stand

Model	kg	No.
Spiral retrieving device	3.7	72135

Telescoping guide tubes

- No twisting: For safe spiral guidance in manholes and manhole covers

Model	Extended length m	Type	kg	No.
For spirals Ø 16, 22 mm	1.4 - 2.3	2 pcs.	3.0	72130



ROWONAL care and rust remover

- For cleaning, preservation and protection of spirals, couplings and tools
- For cleaning, rust-removal



Model	Contents	g	No.
Spray can	0.2 l	220	72142
Plastic canister	5.0 l	5,100	72140

Spiral guide gloves

- For safe grasping and guiding of cleaning spirals

Guide gloves, leather:

- Full leather with short cuff
- Robust and comfortable, inner glove surface studded
- Only to be used with hygiene glove




Model	g	No.
Guide gloves left, leather	190	72120
Guide gloves right, leather	190	72121
Guide gloves (pair), rubber	160	1500000439

Separating pin

- For disconnecting spirals and spiral tools

Model	g	No.
For spirals / tools with Ø 16 mm	20	72100
For spirals / tools with Ø 22 and 32 mm	30	72101
For spirals / tools with Ø 8 mm	15	72102



Spiral baskets

- Safe storage combined with convenient transport
- Perfectly suited for cleaning and preservation

Model	Spiral length max.	kg	No.
For spirals / tools w/ Ø 16 mm	34.5 m	1.3	72110
For spirals / tools w/ Ø 22 mm	22.5 m	1.6	72112
For spirals / tools w/ Ø 22, 32 mm	22.5 m	2.3	72111



ROTHENBERGER high-performance drain cleaning spirals

For the toughest demands during continuous operation

Product profile

KEY FEATURES

- **Bevelled lead-ins on the T-groove coupling**
- Quick, trouble-free coupling even when wearing gloves
- **For the toughest demands even during continuous operation**
Different wire gauge can be chosen depending on use, high material characteristics, perfected production process
- **Maximum spring tension with high elasticity and flexibility**
Specially hardening process
- **Optimum high torque transmission**
Tightly wound spiral with short pitch
- **Increased spiral tension when machine turns clockwise and depending on the resistance of the obstruction**
Professional left-handed wound spiral

TECHNICAL DATA

Manufactured from quality spring steel, type C DIN EN 10270-1 Material No. 1.1200
Specially hardened and tempered
Safety T-groove coupling system with NIROSTA- pressure pin locking mechanism
Spring mounted NIROSTA pressure pin with NIROSTA spring

With locking



Sufficient connecting coil

Spare couplings can be mounted easily



Various wire gauges

Flexible, depending on use

Insertion taper

Simple coupling of spirals and tools



ROPOWER profile cable

Additional cleaning effect with the squared profile



Plastic core

Spiral won't clog with dirt



T-groove made of Nirosta steel

Long lasting and high functional safety with the high-quality coupling design

Spiral / type	Short distance many bends	Long distance straight run	No clogging of the spiral with dirt	Additional cleaning power
Standard spiral	●	○	○	○
SMK-spiral	●	○	●	○
S-spiral	○	●	○	○
S-SMK-spiral	○	●	●	○
ROPOWER profile	○	●	●	●

○ not suitable ● suitable

ROTHENBERGER locking

One-of-a-kind safety ring for the optimum transmission of the torque pressure onto the coupling with 100% surface pressure

KEY FEATURES

- Self locking connection of spiral and coupling:
With increased stress on the spiral, the torque pressure on the spiral end is increased and is transferred with 100% surface coverage onto the coupling.
- Safety ring made out of flexible and self-binding material:
With increased stress the ring will not slide, rather because of the 100% surface pressure, it adjusts itself to positively lock onto the coupling
- Optimum force transmission for professional pipe cleaning
- Increased safety
- Increased durability / service life of the spiral



ROPOWER profile cable

Spiral with special galvanized wire shape

KEY FEATURES

- Squared spiral wire profile (DIN EN 10270-1)
Additional cleaning effect on pipe wall
- Plastic core
No clogging of the spiral with dirt
- Especially suitable for working over long distances



Profile edge

50% more cleaning power when used with the spiral tools

mm	Core	Inch	m	kg	No.
16	●	5/8"	2.3	1.3	72490

Safety T-groove couplings can be found on 245

Standard spirals

- Flexible spiral, for cleaning jobs with short distances with a succession of pipe bends



mm	Inch	m	Wire thickness Ø mm	R/K Type	kg	No.
16	5/8"	2.3	3.0	C 8	1.05	72431
22	7/8"	4.5	4.5	C 10	3.98	72441
32	1.1/4"	4.5	5.0	C 11	6.29	72451

Safety T-groove couplings can be found on 245

S-spirals

- Very stable spiral with increased wire diameter for long distances and less bends
- High rigidity, suitable for demanding work, such as root cutting, milling



mm	Inch	m	Wire thickness Ø mm	R/K Type	kg	No.
16	5/8"	2.3	3.5	E 8	3.00	72428
22	7/8"	4.5	5.0	E 10	4.18	72443
32	1.1/4"	4.5	6.0	E 11	6.80	72453

Safety T-groove couplings can be found on 245

SMK-spirals

- Flexible spiral, for cleaning jobs with short distances with a succession of pipe bends
- Additional protection of the spiral from clogging with the plastic core



mm	Inch	m	Wire thickness Ø mm	R/K Type	kg	No.
16	5/8"	2.3	3.0	C 8	1.24	72433
22	7/8"	4.5	4.5	C 10	4.64	72442
32	1.1/4"	4.5	5.0	C 11	7.63	72452

Safety T-groove couplings can be found on 245

S-SMK-spirals

- Very stable spiral with increased wire diameter for long distances and less bends
- High rigidity, suitable for demanding work, such as root cutting, milling
- Additional protection of the spiral from clogging with the plastic core



mm	Inch	m	Wire thickness Ø mm	R/K Type	kg	No.
16	5/8"	2.3	3.5	E 8	1.30	72435
22	7/8"	4.5	5.0	E 10	4.78	72444
32	1.1/4"	4.5	6.0	E 11	7.85	72455

Safety T-groove couplings can be found on 245

Flushing & pipe cleaning

Drain cleaning tools

With locking



Examples of use

Tool expertise from ROTHENBERGER

Application areas for ROTHENBERGER high-performance drain cleaning tools with T-groove secure couplings


Suitable for all ROTHENBERGER drain cleaning spirals with

- Ø 16 mm - 5/8"
- Ø 22 mm - 7/8"
- Ø 32 mm - 1.1/4"

See the following pages for more information on professional tools in various versions and dimensions for loosening obstructions and cleaning drains

Bulb auger

238



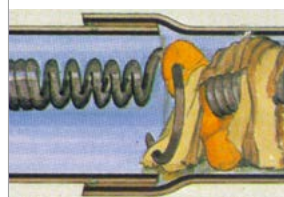
The most common tool for cleaning pipes and drains with tight or multiple bends

Retrieving auger

239



Special tool for retrieving objects from the pipe, e.g. textiles, spirals or tools

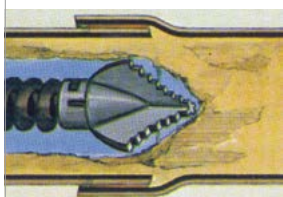


Cross-blade cutter, serrated

240



Special tool for opening up solidified pipe obstructions




Funnel auger

239



Tool for removing, opening or retrieving obstructions caused by, e.g. textiles

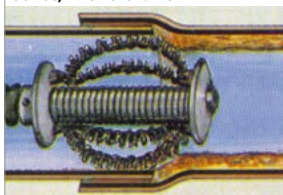


Chain-spinning head with spikes

241



For concrete, cast iron and ceramic pipes. Intensive action. Without rings = for tight pipe bends, with 3 chains




Spade head cutter

240



Ideally suited for slit or sludge deposits in pipes, and as a follow-up tool




Carbide-tipped cutters

242



This carbide-tipped tool is used to remove the hardest obstructions such as cement, urine and water scale etc.

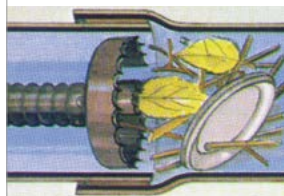


Spiral sawtooth cutter

240



Special tool for chopping up small roots and other material that have become caught in the pipe

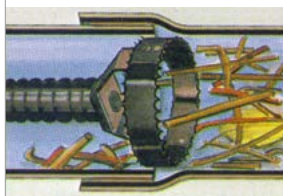


Two-way root cutter

242



Special tool for cutting roots in both directions. Also suitable for solid materials



With locking

Bulb auger, long

- With the longer, more flexible range the bulb auger is considerably more flexible in curves. Pipe from Ø 40 mm



Coupling mm / Inch	mm	L mm	Working range mm	g	No.
16 / 5/8"	28	500	40 - 75	220	72158
22 / 7/8"	40	500	50 - 100	464	72208

Straight auger

- Standard tool for investigating the nature of an obstruction
- For piercing or drilling through obstructions caused by textiles, paper, cellulose materials, kitchen refuse etc.
- For removing samples to determine a suitable clearing tool



Coupling mm / Inch	mm	L mm	Working range mm	g	No.
16 / 5/8"	16	110	40 - 75	60	72161
22 / 7/8"	22	210	75 - 100	170	72221
32 / 1.1/4"	32	220	100 - 250	350	72321

Funnel auger

- For removing or opening up obstructions caused by textiles or paper
- Large grasping ability can also be used to retrieve spirals from drains



Coupling mm / Inch	mm	L mm	Working range mm	g	No.
16 / 5/8"	32	110	50 - 100	80	72165
22 / 7/8"	55	185	110 - 150	280	72222
32 / 1.1/4"	60	195	100 - 250	500	72322

Flushing & pipe cleaning

Drain cleaning tools

Bulb Auger, short

- Suitable for tight pipe bends
- Standard, highly flexible tool for clearing light textile and paper obstructions



Coupling mm / Inch	mm	L mm	Working range mm	g	No.
16 / 5/8"	28	115	40 - 75	70	72163
22 / 7/8"	40	180	75 - 100	220	72263
32 / 1.1/4"	50	220	75 - 250	490	72363

Retrieving auger

- Special tool designed with a claw for retrieving textiles, tools, spirals etc.



Coupling mm / Inch	mm	L mm	Working range mm	g	No.
16 / 5/8"	35	55	50 - 75	35	72162
22 / 7/8"	45	100	75 - 150	110	72203
32 / 1.1/4"	65	125	75 - 250	240	72325

Drop-head auger

- Ideal for particularly tight pipe bends, branches and small-diameter drain downpipes



Coupling mm / Inch	mm	L mm	Working range mm	g	No.
16 / 5/8"	24	83	50 - 75	60	72159
22 / 7/8"	37	125	60 - 100	180	72264

Hardened spring steel blades!



No. 72154



No. 72164

Four-blade cutter

- For cutting through and removing tough obstructions
- For the removal of sludge deposits
- Ideal with S-spirals

Coupling mm / Inch	mm	L mm	Working range mm	g	No.
16 / 5/8"	40	40	50 - 75	30	72154
16 / 5/8"	30	40	50 - 75	20	72164



No. 72234

- Standard tool for removing grease and other soft deposits, e.g. soap accumulations

Grease cutter

Coupling mm / Inch	mm	L mm	Working range mm	g	No.
16 / 5/8"	25	35	40 - 75	30	72169
16 / 5/8"	35	45	50 - 75	40	72170
16 / 5/8"	45	56	60 - 100	50	72171
22 / 7/8"	45	60	60 - 125	80	72234



No. 72261

Spade head cutter

- Curved special tool for silt and sludge deposits

Coupling mm / Inch	mm	L mm	Working range mm	g	No.
22 / 7/8"	65	65	100 - 150	150	72261
32 / 1.1/4"	65	70	100 - 150	250	72360



No. 72229

Spiral sawtooth cutter

- Special tool for chopping up small roots, branches and other materials
- Not suitable for plastic pipes!

Coupling mm / Inch	mm	L mm	Working range mm	g	No.
16 / 5/8"	35	25	50 - 75	40	72166
22 / 7/8"	45	40	75 - 100	100	72229
32 / 1.1/4"	65	55	75 - 100	210	72329

- Used for textile or sludge obstructions!
- Hardened, break-proof, spring steel blades!
- Recommended for use with S or SMK-spirals!



No. 72275

Cross-blade cutter, serrated

- Powerful combination tool for grinding up and removing solidified obstructions
- For coarse removal of incrustations
- As preparatory tool for chain spinning

Coupling mm / Inch	mm	L mm	Working range mm	g	No.
16 / 5/8"	25	35	50 - 75	30	72175
16 / 5/8"	35	45	50 - 75	40	72176
16 / 5/8"	45	56	75 - 100	65	72177
16 / 5/8"	55	60	100 - 125	80	72178
22 / 7/8"	45	60	100 - 125	90	72275
22 / 7/8"	65	60	100 - 150	190	72276
22 / 7/8"	75	80	100 - 150	220	72277
32 / 1.1/4"	65	70	100 - 150	260	72375
32 / 1.1/4"	90	100	125 - 200	490	72376
32 / 1.1/4"	115	120	150 - 250	640	72377

Chain-spinning heads

Without ring, with smooth chain

KEY FEATURES

- For cleaning greasy and incrustated pipes
- Surface-preserving cleaning or ceramic and plastic pipes
- Without ring: improved manoeuvrability in bends



No. 72284

Chain-spinning heads without ring and without spikes

Coupling mm / Inch	mm	L mm	Working range mm	g	No.
Without ring, with 2 chains					
16 / 5/8"	30	105	50 - 125	120	072185F
16 / 5/8"	30	155	100 - 125	160	72185
22 / 7/8"	50	170	100 - 150	530	72284
Without ring, with 4 chains					
16 / 5/8"	40	155	60 - 125	270	72187
22 / 7/8"	60	170	80 - 130	710	72289

Improved mobility!



No. 72289

Chain-spinning heads with spikes

KEY FEATURES

- Intensive cleaning action
- Ideal for concrete and cast iron pipes
- Reduces the risk of renewed obstructions
- Perfectly suitable for down pipes
- **With ring:** for better centering in horizontal pipe runs
- **Without ring:** Improved mobility in bends



No. 72286

Ideal for final cleaning!

Better alignment in horizontal pipe position!



No. 72278

Chain-spinning heads with ring and spikes

Coupling mm / Inch	mm	L mm	Working range mm	g	No.
22 / 7/8"	65	170	100 - 125	1,060	72285
22 / 7/8"	75	170	100 - 150	1,110	72286
32 / 1.1/4"	75	220	100 - 125	1,700	72341

Without ring, with 2 or 4 chains and spikes

Coupling mm / Inch	mm	L mm	Working range mm	g	No.
Without ring, with 2 chains					
16 / 5/8"	30	155	50 - 125	160	72186
22 / 7/8"	50	170	100 - 150	860	72278
Without ring, with 4 chains					
16 / 5/8"	40	155	75 - 125	280	72188
22 / 7/8"	60	170	100 - 150	880	72299
32 / 1.1/4"	80	220	100 - 200	1,460	72348



No. 72188

For better curve manoeuvrability!


Flushing & pipe cleaning

Drain cleaning tools

Carbide-tipped cutters

- Carbide-tipped cutters for the hardest obstructions and incrustations such as cement deposits, urine and water scale and other hard deposits
- Recommended for use with S- or SMK-spirals

Carbide-tipped cutters!



Coupling mm / Inch	mm	Form	Working range mm	g	No.
16 / 5/8"	30	straight	50 - 75	80	72193
22 / 7/8"	45	pointed	60 - 100	320	72295
32 / 1.1/4"	80	straight	100 - 200	530	72398

Two-way root cutter

- With hardened spring steel cutter for chopping up roots in both directions
- Recommended for use with S- or SMK-spirals
- Not suitable for use with plastic pipes

Replaceable blades!



Coupling mm / Inch	mm	L mm	Working range mm	g	No.
22 / 7/8"	65	80	100 - 125	250	72265
22 / 7/8"	90	85	125 - 200	290	72266
32 / 1.1/4"	65	80	100 - 125	290	72365
32 / 1.1/4"	90	90	125 - 200	330	72366

Serrated forked cutter

- Particularly suitable for sludge deposits and roots
- Hardened spring steel cutter with teeth on both sides, long service life



Coupling mm / Inch	mm	L mm	Working range mm	g	No.
22 / 7/8"	76	100	100 - 150	230	72250
22 / 7/8"	100	100	125 - 150		72251
32 / 1.1/4"	76	100	120 - 200	260	72350
32 / 1.1/4"	100	100	125 - 200		72351

Ball head cutter

- Perfectly suited for use in pipes with hard incrustations such as lime, urine scale etc.
- Suitable for downpipes, its round shape ensures excellent curve mobility even at 90°



Coupling mm / Inch	Working range mm	mm	g	No.
4 Blades				
16 / 5/8"	50 - 75	25	42	72168
16 / 5/8"	50 - 75	35	80	72172
22 / 7/8"	100 - 125	55	198	72223
22 / 7/8"	100 - 150	75	438	72224
22 / 7/8"	100 - 150	95	634	72226
32 / 1.1/4"	100 - 125	55	228	72324
32 / 1.1/4"	100 - 150	75	468	72326
8 Blades				
22 / 7/8"	125 - 150	90	1,025	72227
22 / 7/8"	125 - 150	115	1,225	72228
32 / 1.1/4"	125 - 200	95	1,108	72327
32 / 1.1/4"	150 - 200	115	1,256	72328



With locking

Tool set L

Ø 16 mm, 10 pieces



Set (No. 72936) includes: ROCASE (No. 1300003334) with inlay (No. 1300003372), separating key 16 mm (No. 72100), retrieving auger 16 mm (No. 72162), bulb auger 16 mm (No. 72163), serrated forked cutter 16 mm (No. 72164), blade cutter 16/25 mm (No. 72169), cross-blade cutter 16/45 mm (No. 72177), chain-spinning head 16 mm with 2 smooth chains (No. 72185), guide gloves, left/right (No. 1500000439), ROWONAL spiral spray (No. 72142)

Model	No.
16 mm tool set L (R 550, R 600, R 650)	72936

Tool set L

Ø 22 mm, 11 pieces



Set (No. 72938) includes: ROCASE (No. 1300003334) with inlay (No. 1300003372), separating key 22 mm (No. 72101), retrieving auger 16 mm (No. 72203), serrated forked cutter 22 mm (No. 72250), spade head cutter 22/65 mm (No. 72261), bulb auger 22 mm (No. 72263), two-way root cutter 22/65 mm (No. 72265), cross-blade cutter 22/65 mm (No. 72276), chain-spinning head 22 mm with 2 smooth chains (No. 72284), guide gloves, left/right (No. 1500000439), ROWONAL spiral spray (No. 72142)


Model	No.
22 mm tool set L (R 600, R 650, R 750)	72938

Flushing & pipe cleaning

Drain cleaning tools

Tool set S

Ø 16 mm, 5 pieces




Set (No. 72937) includes: separating pin 16 mm (No. 72100), straight auger 16 mm (No. 72161), bulb auger 16 mm (No. 72163), blade cutter 16 mm (No. 72169), cross-blade cutter 16 mm (No. 72175)

Model	No.
16 mm tool set S (R 550, R 600, R 650)	72937

Tool set S

Ø 22 mm, 6 pieces



Set (No. 72939) includes: separating pin 22 mm (No. 72101), straight auger 22 mm (No. 72221), serrated forked cutter 22 mm (No. 72250), spade head cutter 22 mm (No. 72261), bulb auger 22 mm (No. 72263), cross-blade cutter 22 mm (No. 72276)

Model	No.
22 mm tool set S (R 600, R 650, R 750)	72939

Flushing & pipe cleaning

Drain cleaning tools



Spiral and tool sets

Standard Ø 16 mm



Set (No. 072945X) includes: spiral basket 16 mm (No. 72110), 5 x 16 mm standard spirals (No. 72431), straight auger 16 mm (No. 72161), bulb auger 16 mm (No. 72163), blade cutter 16/25 mm (No. 72169), separating pin 16 mm (No. 72100), guide gloves, left/right (No. 150000439), ROWONAL spiral spray (No. 72142), ROCASE (No. 1300003334) with inlay (No. 1300003372)

Model	Description	kg	No.
Standard 16 mm	with standard spirals	12.0	072945X

Spiral and tool sets

Standard Ø 16 / 22 mm



Set (No. 072956X) includes: spiral basket 16 mm (No. 72110), 5 x 16 mm standard spirals (No. 72431), straight auger 16 mm (No. 72161), bulb auger 16 mm (No. 72163), blade cutter 16/25 mm (No. 72169), separating pin 16 mm (No. 72100), spiral basket 22 mm (No. 72112), 5 x 22 mm standard spiral (No. 72441), straight auger 22 mm (No. 72221), bulb auger 22 mm (No. 72263), funnel auger 22 mm (No. 72222), spade head cutter 22/65 mm (No. 72261), serrated forked cutter 22/76 mm (No. 72250), separating pin 22/32 mm (No. 72101), guide gloves, left/right (No. 150000439), ROWONAL spiral spray (No. 72142), ROCASE (No. 1300003334) with inlay (No. 1300003372)

Model	Description	kg	No.
Standard 16 - 22 mm	with standard spirals	38.0	072956X
SMK 16 - 22 mm	with SMK-spirals	39.0	072967X

Spiral and tool sets

Standard Ø 22 mm



Set (No. 072955X) includes: spiral basket 22 mm (No. 72112), 5 x 22 mm standard spirals (No. 72441), straight auger 22 mm (No. 72221), bulb auger 22 mm (No. 72263), funnel auger 22 mm (No. 72222), spade head cutter 22/65 mm (No. 72261), serrated forked cutter 22/76 mm (No. 72250), separating pin 22/32 mm (No. 72101), guide gloves, left/right (No. 150000439), ROWONAL spiral spray (No. 72142), ROCASE (No. 1300003334) with inlay (No. 1300003372)

Model	Description	kg	No.
Standard 22 mm	with standard spirals	24.0	072955X

Spiral and tool sets

Standard Ø 32 mm



Set (No. 072962X) includes: spiral basket 32 mm (No. 72111), 5 x 32 mm standard spirals (No. 72451), straight auger 32 mm (No. 72321), retrieving auger 32 mm (No. 72325), funnel auger 32 mm (No. 72322), spade head cutter 32/65 mm (No. 72360), spiral sawtooth cutter 32/65 mm (No. 72329), separating pin 22/32 mm (No. 72101), guide gloves, left/right (No. 150000439), ROWONAL spiral spray (No. 72142), ROCASE (No. 1300003334) with inlay (No. 1300003372)

Model	Description	kg	No.
Standard 32 mm	with standard spirals	37.0	072962X

Flushing & pipe cleaning

Accessories pipe cleaning spirals

Spirals 8 mm / 10 mm

For ROSPI H+E PLUS, ROSPI R 36 PLUS, ROSPIMATIC and adaptor magazine

KEY FEATURES

- Heavy duty spiral made out of special steel (DIN EN 10270-1) with integrated bulb auger (except No. 72421, 72423)
- Suitable for ROSPI H+E Plus, ROSPI 36 Plus, ROSPIMATIC as well as with adaptor R 600, R 650
- The wire diameter with an 8 mm spiral averages Ø 2 mm, and with 10 mm spirals Ø 2.5 mm
- Easy to use, even in tight bends, especially with 8 mm spirals also directly through sink strainers, crosses and drains without having to disassemble the drain or stench tap

mm	Wire Ø	m	Type	Steel core	Use for ROSPI	kg	No.
6.4	2 mm	4.5	-	-	R 6	0.8	72522
8	2 mm	7.5	C 1	-	R 8 - R 36	1.8	72412
8	2 mm	7.5	C 1 - IC	●	R 8 - R 36	2.3	72413
8	2 mm	10.0	-	-	R 8 - R 36	2.4	72414
8	2 mm	10.0	-	●	R 10 - R 36	3.0	72415
10	2.5 mm	10.0	C 5	-	R 10 - R 36	3.5	72422
10	2.5 mm	7.5	C 4	-	R 10 - R 36	2.9	72420
10	2.5 mm	7.5	C 4 - IC	●	R 10 - R 36		72424
10	2.5 mm	7.5	-	-	R 10 - R 36		72421*
10	2.5 mm	7.5	-	●	R 10 - R 36	2.9	72423*


*with T-groove coupling



Reducing / extension pieces

For spirals with T-coupling

Within limits, tools with larger or smaller lead-ins can also be adapted



Model	negative	positive	g	No.
Extension piece	16 mm	22 mm	140	72461
Reducing piece	22 mm	16 mm	150	72460
Extension piece	22 mm	32 mm	320	72463
Reducing piece	32 mm	22 mm	330	72462

Safety T-couplings

Fixing of broken spirals!

Model	g	16 mm 5/8"	g	22 mm 7/8"
for Standard and SMK-spirals				
positive	20	72150	40	72210
negative	20	72151	40	72211



11

11

Flushing & pipe cleaning

High-pressure drain cleaning

High-pressure drain cleaning



	HD 11/90	HD 13/100	HD 17/190	HD 19/180 B
Operation mode:	230 V	230 V	400 V	Fuel
Max. pipe diameter:	Ø 150 mm	Ø 150 mm	Ø 200 mm	Ø 200 mm
Max. working length:	10 m	20 m	40 m	40 m
Max. pressure:	90 bar	100 bar	190 bar	180 bar
Pump delivery:	11 l/min	13 l/min	17 l/min	19 l/min
Power:	1,500 W	2,300 W	5,000 W	8,100 W

HD 11/90

Self-priming compact unit from Ø 40 - 150 mm up to 10 m length



Ø 150 mm



KEY FEATURES

- Compact and portable unit
- Ideal for fast operation in small pipe dimensions
- AC supplied, self-priming up to 2 m

TECHNICAL DATA

Max. operating pressure:	90 bar
Electric motor:	AC supply
Pump delivery:	11 l/min
Rating:	1.5 kW
Max. working length:	10 m
Speed:	1,400 rpm

Scope of delivery: HD 11 / 90 (No. 76008), 10 m special high-pressure hose (No. 72810), pipe cleaning nozzle (No. 76053)

Model	kg	230 V / 50 Hz	No.
High-pressure pipe cleaning unit HD 11 / 90	29.5		76008

HD 13/100

100 bar high-pressure pipe cleaning unit with hose reel



Ø 150 mm



KEY FEATURES

- Air-filled transport wheels, easy to navigate stairs
- AC supplied, self-priming up to 2 m

TECHNICAL DATA

Max. operating pressure:	100 bar
Electric motor:	AC supply
Pump delivery:	13 l/min
Rating:	2.3 kW
Max. working length:	20 m
Speed:	1,400 rpm

Scope of delivery: HD 13 / 100 (No. 76020), hose reel with 20 m special high-pressure hose (No. 72812) with couplings and pipe cleaning nozzle (No. 76089)

Model	kg	230 V / 50 Hz	No.
High-pressure pipe cleaning unit HD 13 / 100	45.0		76020

Flushing & pipe cleaning

High-pressure drain cleaning

HD 17/190

190 bar high-pressure cleaner with three-phase motor



Ø 200 mm



KEY FEATURES

- Three-phase motor, self-priming up to 2 m
- Air-filled transport wheels, easy to navigate stairs

TECHNICAL DATA

Max. operating pressure:	190 bar	Electric motor:	Three phase
Pump delivery:	17 l/min	Rating:	5.0 kW
Max. working length:	40 m	Speed:	2,800 rpm

Scope of delivery: HD 17 / 190 (No. 76070), hose reel with 40 m special high-pressure hose DN 8 with couplings (No. 72820) and pipe cleaning nozzle (No. 76089)

Model	kg	400 V / 50 Hz	No.
High-pressure pipe cleaning unit HD 17 / 190	50.0		76070

ACCESSORIES HD 11/90



Model	kg	No.
Flexible, high-pressure hose with R 1/4" coupling, DN 6		
Length 10 m	2.50	72810
Length 20 m	4.50	72812
Pipe cleaning nozzle, R1/4", stainless steel	0.04	76053
excl. forward jet spray, 4 holes, Ø 25 x 22 mm		
incl. forward jet spray, 5 holes, Ø 25 x 22 mm	0.04	76063
Rotary nozzle 45°, 4 holes, Ø 16 x 30 mm	0.08	77503
Cleaning lance with wide-angle nozzle	1.30	76073
for surface cleaning		
Injector suction pipe for cleaning agent, only for use with cleaning lance, length 1.2 m	0.05	76067
Water suction hose for intake from containers, length 3.0 m	0.20	76066

HD 19/180 B

180 bar high-pressure cleaner with petrol engine

Ø 200 mm

With petrol engine



KEY FEATURES

- Works with fuel, no voltage needed, self-priming up to 2 m
- Air-filled transport wheels, easy to navigate stairs

TECHNICAL DATA

Max. operating pressure:	180 bar	Rating:	8.1 kW
Pump delivery:	19 l/min	Speed:	1,800 rpm
Max. working length:	40 m	Petrol engine:	Honda
Tank capacity:	6.5 l	Consumption:	3.2 l/h

Scope of delivery: HD 19 / 180B (No. 76090), hose reel with 40 m special high-pressure hose DN 8 with couplings (No. 72820) and pipe cleaning nozzle (No. 76053)

Model	kg	No.
High-pressure pipe cleaning unit HD 19 / 180B	78.5	76090

ACCESSORIES HD 13/100 - 17/190 - 19/180



Model	kg	No.
Flexible, high-pressure hose with R 1/4" coupling		
Length 10 m, NW 6 (HD 13/100, HD 17/190)	2.50	72810
Length 20 m, NW 6 (HD 13/100, HD 17/190)	4.50	72812
Length 40 m, NW 8 (HD 17/190, HD 19/180 B)	10.70	72820
Pipe cleaning nozzles R1/4", stainless steel	0.04	76089
excl. forward jet spray, 4 holes, Ø 25 x 22 mm		
incl. forward jet spray, 5 holes, Ø 25 x 22 mm	0.04	76065
Rotary nozzle 45°, 4 holes, Ø 16 x 30 mm	0.08	77506
Cleaning lance with wide-angle nozzle	1.30	76068
for surface cleaning		
Spare wide-angle nozzle	0.01	76088
Injector suction pipe for cleaning agent only for use with cleaning lance, length 1.2 m	0.05	76067
Water suction hose, length 3.0 m for intake from containers	0.20	76066










ROWELD plastic pipe welding




System overview	250 - 251
Cutting	
Cutting-/ chamfering tools	252 - 253
Orbital circular saw / pipe cutter	254
Socket welding	
Socket welding units / heating plates	255 - 257
Electrofusion welding	
Electrofusion welding units	259 - 261
Butt welding manual	
ROWELD P 110	262 - 263
ROWELD P 160 SANILINE	264 - 265
ROWELD P 250 A	266 - 267
Butt welding hydraulic	
ROWELD type Professional	268
ROWELD type Premium	269
ROWELD type Premium CNC	270

Plastic pipe welding

System overview

Cutting				
	ROCUT 110	ROCUT 160	ROCUT XL 125	ROCUT XL 225
				
Suited for:	PE, PP, PVC, PEX, PVDF, PB***	PE, PP, PVC, PEX, PVDF, PB***	PE	PE
Outer pipe diameter:	Ø 32 - 110 mm	Ø 110 - 160 mm	Up to Ø 125 mm	Up to Ø 225 mm
Wall thickness:	Up to max. 16 mm*	Up to max. 16 mm*	Up to max. 11,4 mm	Up to max. 18 mm
Operation mode:	Manual	Manual	Manual	Manual
Function:	Cutting, chamfering	Cutting, chamfering	Cutting	Cutting
Page	252	252	254	254




Butt welding			
	Heating element HE 120	Heating element HE 200	Heating element HE 300
			
Suited for:	PE, PP, PVDF	PE, PP, PVDF	PE, PP, PVDF
Outer pipe diameter:	Up to Ø 120 mm	Up to Ø 200 mm	Up to Ø 300 mm
Wall thickness:	–	–	–
Operation mode:	–	–	–
Page	255	255	255




Electrofusion welding			
	ROFUSE Sani 160 / 315	ROFUSE 400 TURBO	ROFUSE 1200 TURBO
			
Suited for:	PE	PE, PP	PE, PP
Outer pipe diameter:	Up to Ø 160 / 315 mm	Up to Ø 400 mm	Up to Ø 1,200 mm**
Fitting type:	Fittings for drainage pipe systems	Fittings for pressure pipe systems	Fittings for pressure pipe systems
Voltage:	230 V	8 - 48 V	8 - 48 V
Documentation:	–	✓	✓
Page	259	260	260

Plastic pipe welding

System overview

Cutting		Socket welding		
	ROCUT XL 315	ROCUT UKS 160 / 355	ROWELD P 63-S6	ROWELD P 125
				
Suited for:	PE	PE, PP, PVC	PE, PP	PE, PP
Outer pipe diameter:	Up to Ø 315 mm	Ø 160 - 355 mm	Ø 32 - 63 mm	Ø 16 - 125 mm
Wall thickness:	Up to max. 18 mm	Up to max. 40 mm	–	–
Operation mode:	Manual	Electrical	Manual	Manual
Function:	Cutting	Cutting	Socket welding	Butt welding, socket welding
Page	254	254	256	255

Butt welding manual			
	ROWELD P 110	ROWELD P 160	ROWELD P 250 A
			
Suited for:	PE, PP, PVDF	PE, PP, PVDF	PE, PP, PVDF
Outer pipe diameter:	Ø 20 - 110 mm	Ø 40 - 160 mm	Ø 40 - 250 mm
Wall thickness:	SDR see technical data	SDR see technical data	SDR see technical data
Operation mode:	Manual	Manual	Manual
Page	262	264	266

Butt welding hydraulic			
	ROWELD type Professional	ROWELD type Premium	ROWELD type Premium CNC
			
Suited for:	PE, PP, PVDF	PE, PP, PVDF	PE, PP, PVDF
Outer pipe diameter:	Ø 40 - 1200 mm	Ø 90 - 630 mm	Ø 90 - 630 mm
Operation mode:	Manual	Semi-automatic	Automatic CNC controlled
Voltage:	230 V, 50/60 Hz	230 V, 50/60 Hz	230 V, 50/60 Hz
Documentation:	–	✓	✓
Page	268	269	270

ROCUT 110 / ROCUT 160

Cutting and chamfering tool for right-angled cutting and chamfering (15°), Ø 32 - 160 mm



Product profile

APPLICATION AREA

Suitable for thin and thick-walled PVC, PE, PP, PEX, PB and PVDF pipes, as well as sound-insulated drain pipes. Utmost precision in a single operation

KEY FEATURES

- Only one tool required for cutting, chamfering and deburring
- Extremely long service life with optimum cutting geometry
- Special accessories for PE, PP, PEX, PB and sound-insulated pipes

KEY FEATURES

- Uniform chamfering of the entire pipe circumference
- Continuously adjustable pipe clamping pressure
- Integrated internal deburrer is stored in the handle
- Pipe cutting also possible without chamfering, as cutter blade shaft can be mounted with 180° offset

TECHNICAL DATA

ROCUT 110: Ø 32 - 110 mm
ROCUT 160: Ø 110 - 160 mm



No. 55035

Set (No. 55035) includes: ROCUT 110 (No. 55020), internal deburrer (No. 55018), 2 clamping set 50 and 75mm, cutter blade shaft with automatic copying and HM cutter blade inserts 7,5mm (No. 54960) in plastic carrying case (No. 55016)



No. 55063

Set (No. 55063) includes: ROCUT 160 (No. 55030), internal deburrer (No. 55018), 2 clamping sets, cutter blade shaft with automatic copying and, HM cutter blade insert 12,5mm (No. 55019), plastic carrying case (No. 55017)



Handheld operation




Clamping in a parallel vice



ROCUT 160 with cutter blade



ROCUT 110 with cutter wheel (No. 54950) (special accessories)




Model	Working range Ø mm	kg	No.
ROCUT 110 set	50, 75, 110	3.9	55035

Model	Working range Ø mm	kg	No.
ROCUT 160 set	110, 125, 160	5.6	55063

ACCESSORIES

Model	kg	No.
Cutter blade for internal deburrer	10	21652
Plastic carrying case for ROCUT 110	850	55016
Plastic carrying case for ROCUT 160	1,400	55017
Internal deburrer with blade	150	55018

You'll find clamping jaw sets on 253



ROCUT 110

Basic unit Ø 32 - 110 mm

For use with clamping sets Ø 32 - 100 mm, without internal deburrer, with standard cutter blade shaft and cutter blade (No. 55029)



ROCUT 110 with cutter wheel (No. 54950) (special accessories)

Model	mm	g	No.
Basic unit ROCUT 110	110	2,450	55020
Clamping set*	100	110	55048
Clamping set*	90	150	55021
Clamping set*	80	170	55047
Clamping set*	75	210	55022
Clamping set*	63	220	55023
Clamping set*	56	270	55024
Clamping set*	50	290	55025
Clamping set*	40	300	55027
Clamping set*	32	330	55026

*Clamping set (1 set = 2 semi-circular segments)

ROCUT 160

Basic unit Ø 110 - 160 mm

Cutter blade shaft with automatic copying and cutter blade (No. 55019), for use with clamping sets Ø 110 - 140 mm, without internal deburrer




ROCUT 160 with cutter blade

Model	mm	g	No.
Basic unit ROCUT 160	160	3,450	55030
Clamping set*	140	180	55031
Clamping set*	125	250	55032
Clamping set*	110	310	55033

*Clamping set (1 set = 2 semi-circular segments)

HM cutter blade inserts

ROCUT 110 and ROCUT 160



Model	Cutting depth mm	g	No.
Cutter blade shaft with Automatic copying and HM cutter blade inserts	7.5	110	54960
Cutter blade shaft with Automatic copying and HM cutter blade inserts	12.5	120	54961
Spare HM cutter blade insert for Cutting and chamfering 15°	7.5	10	55029
Spare HM cutter blade insert for Cutting and chamfering 15°	12.5	20	55019

Cutter wheels

ROCUT 110 and ROCUT 160



Model	Cutting depth mm	g	No.
Cutter blade shaft with Cutter wheel (No. 55074)	16.0	130	54950
Spare cutter wheels (2 pcs.)	8.6	10	055053D
Spare cutter wheels (3 pcs.)	13.0	20	055054D
Spare cutter wheels (2 pcs.)	16.0	20	055074D

Plastic pipe welding

Cutting

ROCUT UKS 160 / 355

High-performance orbital circular saw Ø 160 - 355 mm

Product profile

APPLICATION AREA

For cutting of plastic pipes made of PE, PP and PVC.
For use on the building site or in the workshop

KEY FEATURES

- Right-angled cuts with no misalignment
- Efficient and economical operation with high cutting speed
- Safe operation with saw blade guard
- Optimum pipe centering

TECHNICAL DATA

Voltage: 230 V, 50/60 Hz
Power: 1,750 W
Outer pipe diameters: 160 - 355 mm
Wall thickness pipe: 8 - 40 mm

Saw blade guard
Safe operation

Central clamping
Optimum pipe centering



Rubberised guide rollers

Right-angled cuts with no misalignment

No. 55505



Transport box without saw (No. 120000526)

Four rubberised clamping & guide rollers ensure right-angled cuts with no misalignment

Secure clamping and optimum pipe centering are guaranteed by the central trapezoidal clamping device



Model	kg	No.
ROCUT UKS 160 / 355, complete with HM saw blade (No. 55505), without transport box	12.9	100000532
Spare HM saw blade 180 x 30 mm	0.6	55505
Transport box 700 x 350 x 500 mm	16.8	120000526

ROCUT XL

Pipe cutter for pipes Ø 125 - 315 mm

Product profile

APPLICATION AREA


For cutting-off pipes in trenches, for making repairs or extensions

KEY FEATURES

- Can be easily adjusted anywhere at the pipe
- Robust blade made of stainless steel

The lower clamp can be folded out completely. Therefore, ROCUT XL can be used at any desired position of the pipe

An optimised cutting angle for easier pipe cutting



Replacement blade

Scope of delivery: 1 replacement blade + fastening screws

Model	kg	No.
For ROCUT XL 125	0.3	150000793
For ROCUT XL 225	0.7	150000794
For ROCUT XL 315	2.1	150000795

Model	mm	inch	Wall thickness	No.
ROCUT XL 125 up to 125 mm	4"	max. 11.4 mm	150000789	
ROCUT XL 225 up to 225 mm	8"	max. 18 mm	150000790	
ROCUT XL 315 up to 315 mm	12"	max. 18 mm	150000792	

Plastic pipe welding

Socket welding



ROWELD P 125

Socket welding unit for use with heating spigots and heating sockets for Ø 16 - 125 mm, as well as adaptor plates for butt welding

Product profile

APPLICATION AREA

With three simultaneously usable welding combinations for free-handed working or workbench assembly using table mounting clamp

KEY FEATURES

- Process reliability with the temperature control according to DVS, CEN and ISO standards
- With high-quality non-stick Teflon coating, long service life and manufactured according to DVS regulations
- Electronic temperature control and monitoring, as well as prevention against unintentional temperature adjustment
- Saves time and money with quick-exchange system for heating plates
- Optimum temperature distribution over the entire working area
- 4 holes for mounting of heating spigots and heating sockets

Set (No. 55546) includes: basic unit, table mounting clamp, heating spigots / heating sockets 63, 75, 90, 100 and 125 mm, steel case




Model	Power watts	mm	Control Model	kg	230 V 50/60 Hz
P 125	1,300	16 - 125	electronically	3.10	55321
P 125 set	1,300	63 - 125	electronically	17.05	55546



No. 55321

Heating spigots / Heating sockets



Adaptor plate



Heating spigots / Heating sockets (Form A)

Model	kg	No.	Model	kg	No.
16	0.06	55585	40	0.26	55592
17	0.06	55586	50	0.37	55593
18	0.08	55587	63	0.60	55594
19	0.08	55588	75	0.89	55595
20	0.08	55589	90	1.33	55596
25	0.10	55590	110	2.07	55597
32	0.17	55591	125	2.33	55598

ROWELD HE heating plates

Heating plates for butt welding of PE, PP, PVDF and PB pipes and fittings with Ø 20 - 250 mm

Product profile

APPLICATION AREA

Plastic pipe heating plates for free-handed working or workbench assembly using table mounting clamp

KEY FEATURES

- Long service life and manufactured according to DVS regulations
- Process reliability with the temperature control according to DVS, CEN and ISO standards
- Electronic temperature control and monitoring as well as prevention against unintentional temperature adjustment
- Save time and money with quick-exchange system for heating plates



Power watts	Heating element Ø mm	Control Model	kg	230 V 50/60 Hz	110/115 V 50/60 Hz
500	120/45°	electronically	1.80	55518	55517
800	200	electronically	3.25	55316	55851
1,500	300	electronically	5.35	55317	55854
Table mounting clamp			0.45	55524	55524

ACCESSORIES

Model	kg	No.	Model	kg	No.
Table mounting clamp for P 125	0.45	55524	Floor stand for ROWELD P 125	0.44	55539
Adaptor plate for butt welding ROWELD P 125 Ø 160 mm (1 set = 2 pcs.) non-stick Teflon coating				1.15	55536

Plastic pipe welding

Socket welding

ROWELD P 63 S-6 Sword

Socket welding unit Ø 20 - 63 mm



Product profile

APPLICATION AREA
Socket welding unit for use with heating spigots and heating sockets Ø 20 - 63 mm with three simultaneously usable combinations for welding sockets, pipes and fittings up to Ø 63 mm

KEY FEATURES

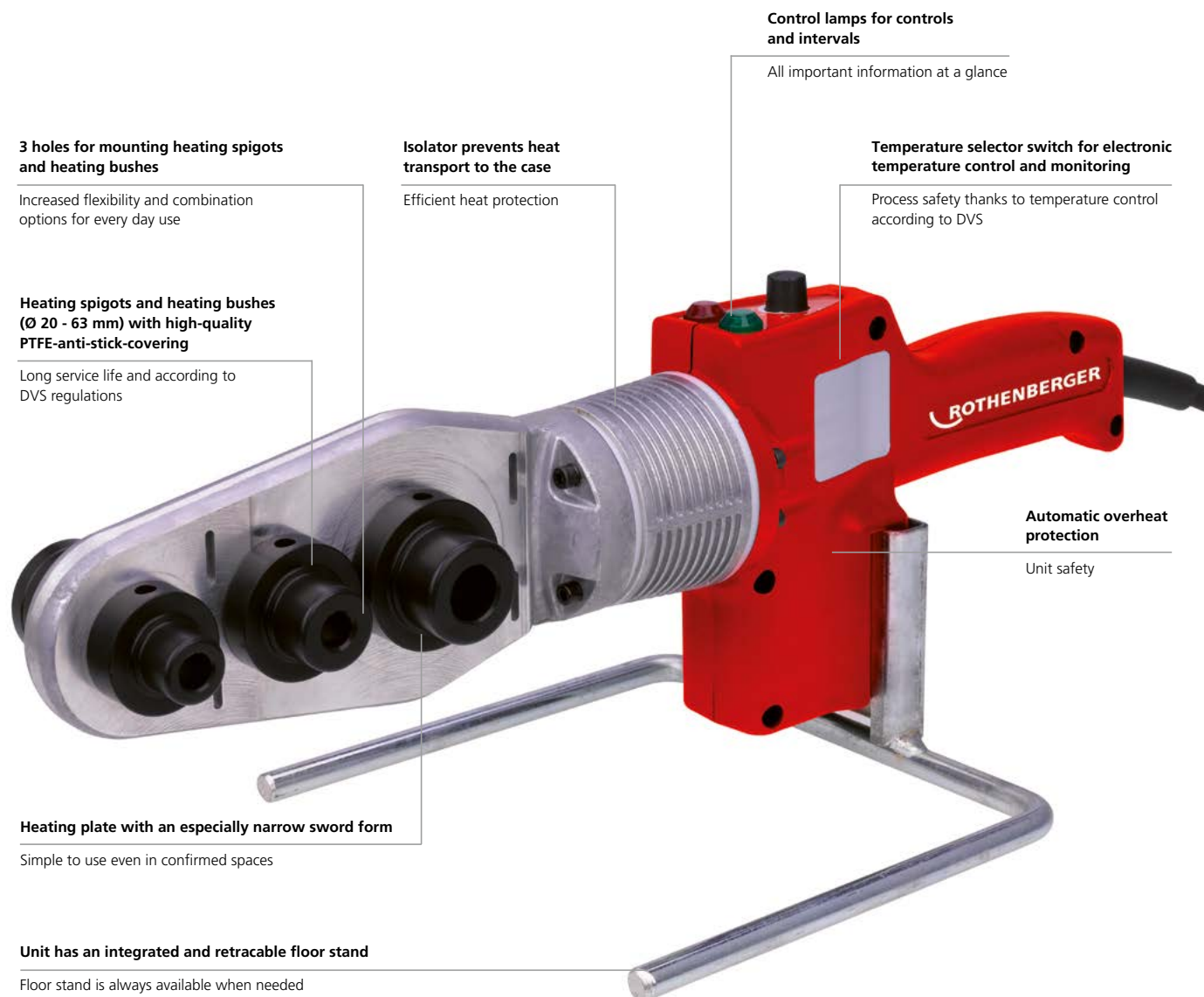
- Increased flexibility and combination options for every day use
- Long service life and according to DVS regulations
- All important information at a glance
- Safe operation with the temperature control as per DVS regulations

KEY FEATURES

- Light and handy for fatigue-free use
- Simple to use even in confined spaces
- Floor stand is available at all times

TECHNICAL DATA

Power: 800 W
Model: Thermostatic or electronically controlled
Pipe diameter: For sockets, pipes and fittings from Ø 20 - 63 mm
Voltage: 230 V, 50/60 Hz
 110/115 V, 50/60 Hz



Plastic pipe welding

Socket welding

ROWELD P 63 S-6 Sword sets

P 63 S-6 Sets include: Heating spigots, allen key size 6 (No. 321216), socket-head screws, table mounting clamp, floor stand, plastic carrying case

Electronically controlled for a constant temperature!



Fig. P 63 S-6, thermostatically controlled



Fig. P 63 S-6, electronically controlled

Model	Working range Ø mm	Power watts	Description	kg	230 V	110/115 V
P 63 S-6 set	20, 25, 32	800	thermostatic	4.30	053892X	053894X
P 63 S-6 set	20, 25, 32, 40, 50, 63	800	thermostatic	5.30	053893X	1000001245
P 63 S-6 set	20, 25, 32	800	electronically	4.30	053890X	
P 63 S-6 set	20, 25, 32, 40, 50, 63	800	electronically	5.30	053891X	
P 63 S-6 single unit		800	thermostatic	1.78	053897X	1000001270
P 63 S-6 single unit		800	electronically	1.78	053896X	

P 63 S-6 set thermostatically controlled



Secure workbench operation, integrated holder for the table mounting clamp



Heating spigots & sockets (Form A) for P 63 S-6

With high-quality non-stick Teflon coating with a long service life and manufactured according to DVS regulations

Working range Ø mm	g	No.
20	80	53511
25	100	53512
32	170	53513

Working range Ø mm	g	No.
40	260	53514
50	370	53515
63	600	53516



Plastic pipe welding
Electrofusion welding

ROWELD ROFUSE Sani 160/315

Universal electro-fusion welding unit for drainage pipe with welding sockets up to Ø 315 mm



Product profile	
APPLICATION AREA	
Universal electrofusion welding unit for PE drainage pipe fittings. For the following makes:	
40 - 160 mm:	Geberit, Akatherm-EUR, Coes, Valsir, WAVIN-Duo, Aquatherm and Vulcathene-Euro
200 - 315 mm:	Valsir, Akatherm, Eurofusion, Geberit and Coes
KEY FEATURES	
<ul style="list-style-type: none"> ● Microprocessor controlled welding unit with automatic temperature and voltage compensation ● Icon-based software for intuitive and easy operation ● Visual monitoring of the welding process via large illuminated display ● Robust and impact-resistant housing (IP 54) ● Automatic welding parameter detection 	

TECHNICAL DATA	
Input voltage:	180 - 280 V (230 V)
Frequency:	40 - 70 Hz
Output voltage:	5 A controlled
Protection class:	IP 54
Working range:	up to Ø 160 mm (Sani 160) up to Ø 315 mm (Sani 315)
Temperature range:	-5 °C up to + 40 °C
Weight:	2.4 kg (Sani 160) 3.9 kg (Sani 315)
Dimensions:	110 x 200 x 80 mm
Welding cable:	3 m

Welding in confined spaces

90° angled plugs ensure low installation height



Impact-resistant housing (IP 54)

Robust

Large illuminated display

Easy monitoring of the welding process

Intuitive and easy operation

Icon-based software control with automatic welding parameter detection

3 m welding cable

Large operating radius

PLASTIC PIPE WELDING TECHNOLOGY

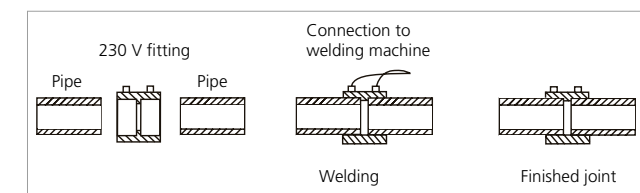
ROWELD
S SERIES

Innovative and reliable highest quality pipetools and machinery can be found in the hands of excellent skilled craftsmen and on construction sites all around the globe.

90° angled plugs



Robust packaging in ROCASE



Model	kg	No.
ROWELD ROFUSE Sani 160 in ROCASE	2.4	1000002630
ROWELD ROFUSE Sani 315 in ROCASE	3.9	1000002631

¹⁾ Complete terms and conditions at rothenberger.com/roservice
RO SERVICE+ only valid in participating countries

Plastic pipe welding

Electrofusion welding

ROFUSE 400 / 1200 TURBO

Universal electrofusion welding units for PE- and PP-pressure fittings up to 400 and up to 1,200 mm diameter



Product profile

KEY FEATURES

- **Safety:** The **Heat-Control (HC)** function evaluates based on ambient temperature, device temperature and fitting and checks if the next fitting can be welded completely. This process is fully automated and indicated through a green or a red light shown on the display. This prevents any emergency shut-off of the unit due to overheating.
- **Performance:** Due to the **Active-Cooling (AC)** function, the unit is ideally fitted for continuous use since the heat removal is maximised by the installed ventilator.
- **Complete solution:** All cables are securely stowed away inside the robust housing. The housing also offers sufficient space for accessories, tools or fittings.
- **Professional documentation:** All saved welding sequences can be transferred to a computer with a USB drive. From the computer the data can be archived and printed using the read out programme "RODATA 2.0".
- **Barcode generator:** "RODATA 2.0" offers also the possibility to encrypt the name of the welder and the name of the construction site as a barcode. This barcode can then be scanned at the job site.

TECHNICAL DATA:

Mains voltage:	230 V
Frequency:	50/60 Hz
Power:	3,000 VA, 70 % ED
Output current (nominal output):	80 A
Welding voltage:	8 - 48 V
Ambient temperature:	-10 °C up to 60 °C
Working range	
ROFUSE 400 TURBO:	Fittings up to 400 mm
ROFUSE 1200 TURBO:	Fittings up to 1,200 mm
Protection class:	IP 54
Transmission interface:	USB v. 2.0
Storage capacity:	2,000 welding logs
Weight incl. welding cable:	approx. 21.5 kg

(Basic unit without accessories)

Language neutral instruction manual

Easy to operate

Practical pocket

for the welder's name and scan site-code

USB

Simple data transmission

Height-adjustable cover

Can be used as a sun shield

Clear display

Allows intuitive operation. The program sequence can be adapted individually

Robust housing

The cable can be stowed away securely



Wireless scanner

Simple and unlimited handling

Model	kg	No.
ROFUSE 400 TURBO	21.5	100000999


Model	kg	No.
ROFUSE 1200 TURBO	21.5	1000001000

Plastic pipe welding

Electrofusion welding

Peeling device for electric socket welding

For secure, quick preparation of the pipe, in transport case.



Model	Ø Working range	No.
Size I	32 - 110 mm	53240
Size II	110 - 500 mm	53250

Squeezing device

- **Mechanical:**
Range of use from Ø 32 - 63 mm.
To avoid damage to the squeezed area, distance plates can be adjusted on the side.
- **Hydraulic:**
Range of use from Ø 75 - 225 mm.
Functions as mentioned above.
With this unit you can reform squeezed pipes with the help of the rounding shells.



Model	Ø Working range	No.
Squeezing device mechanical	32 - 63 mm	53200
Squeezing device hydraulic	75 - 180 mm	53210
Squeezing device hydraulic	160 - 225 mm	53220

Clamping device for electric socket welding

For alignment and fixation of the pipe before and during the welding cycle.



Double clamp short

For alignment and fixation of the pipe before and during the welding cycle.



Quad clamps

For manufacturing standard connections with rod shaped material Ø 63 - 225 mm.



Rounding clamps

For fixation of the welding depth and for rounding PE pipes after squeezing.



Model	Ø	No.
Double clamp adjustable	32 mm	53251
Double clamp adjustable	40 mm	53252
Double clamp adjustable	50 mm	53253
Double clamp adjustable	63 mm	53254
Double clamp short	75 mm	53255
Double clamp short	90 mm	53256
Double clamp short	125 mm	53258
Double clamp short	140 mm	53259
Double clamp short	160 mm	53260
Double clamp short	180 mm	53261
Double clamp short	200 mm	53262
Double clamp short	225 mm	53263
Quad clamp	75 mm	53272
Quad clamp	90 mm	53273
Quad clamp	110 mm	53274
Quad clamp	125 mm	53275
Quad clamp	140 mm	53276
Quad clamp	160 mm	53277
Quad clamp	180 mm	53278
Quad clamp	200 mm	53279
Quad clamp	225 mm	53280
Rounded clamp	25 mm	53281
Rounded clamp	32 mm	53282
Rounded clamp	40 mm	53283
Rounded clamp	50 mm	53284
Rounded clamp	63 mm	53285

Plastic pipe welding

Butt welding

ROWELD P 110

Plastic pipe welding machine Ø 20 - 110 mm



Product profile

APPLICATION AREA

For butt welding of pipes and fittings made of PE, PP, PB and PVDF. Particularly suited for installation work and for work in confined spaces - also in pipe networks

KEY FEATURES

- Production of segmented bends possible
- Precise pressure adjustment
- Single and double-sided trimming possible

KEY FEATURES

- Production of pipe and fitting joints
- Secure hold and simple axial pipe alignment

TECHNICAL DATA

Pipe diameter:	Ø 20 - 90 mm (SDR 41 - SDR 7.25)
	Ø 20 - 110 mm (SDR 41 - SDR 11)
Weight:	8.5 kg
Size:	450 mm total length

Narrow basic clamping elements can be used

Segmented bends can be produced

Mechanical stop adjustable from both sides

Single and double-sided trimming possible

Hardened, chrome-plated guide shafts

Absolutely warp-resistant

Wide aluminium reducer clamp inserts (Ø 20 - 90 mm) for pipes and pipe joints

Secure hold and simple axial pipe alignment

Angles of the wide basic clamping elements adjustable on both sides (15° each)

Segmented bends can be produced

Direct force transmission and clear force scale

Precise pressure adjustment

Rectangular heating element



By adjusting the basic clamping element angles on both sides (15° each side) segmented bends can be produced



Set (No. 55844) includes: Basic machine (No. 55787) with table mounting brackets, manual trimmer unit (No. 55826), electronically controlled heating plates, basic clamping set R/R (No. 55807) (Ø 110 mm) and basic clamping set R/F, left (No. 55808) (Ø 110 mm), reducer clamping inserts R/R and R/F for Ø 40 - 90 mm, assembly tools, table mounting clamp (No. 55524), transport box (No. 55832)



Model	Working range Ø mm	Temperature control	kg	230 V 50/60 Hz	110/115 V 50/60 Hz
ROWELD P 110 complete	40, 50, 56, 63, 75, 90, 110	electronically	43	55844	55924

Plastic pipe welding

Butt welding

ROWELD P 110 basic machine

Model	kg	No.
ROWELD P 110 basic machine with table mounting bracket	6.8	55787



Basic clamping set 110 mm

Model	kg	No.
For wide/pipe joints (1 set = 2 clamps)	2.5	55807
For narrow/fitting joints, left (1 clamp)	1.0	55808
For narrow/fitting joints, right (1 clamp)	1.0	55809



Reduction inserts wide P 110

Each set includes 4 aluminium half-shells

mm	kg	No.	mm	kg	No.
20	1.9	55318	56	1.6	55122
25	1.9	55126	63	1.4	55121
32	1.8	55125	75	1.6	55120
40	1.7	55124	90	1.1	55119
50	1.7	55123			



Reduction inserts narrow P 110

Each set includes 4 metal half-shells

mm	kg	No.	mm	kg	No.
20	0.6	55319	56	0.5	55130
25	0.6	55134	63	0.5	55129
32	0.5	55133	75	0.4	55128
40	0.5	55132	90	0.3	55127
50	0.5	55131			



Manual trimmer unit

Model	kg	No.
With machine holder	1.90	55826
Spare blade (1 set = 2 blades)	0.05	55152



Heating plate

With non-stick Teflon coating, 180 x 130 mm, 800 W

Model	kg	230 V 50/60 Hz	110/115 V 50/60 Hz
Electronically controlled	2.6	55324	55918
Table clamp	0.7	55524	55524



Flange adaptor clamping unit


For centred welding of flanges

Model	kg	No.
Flange adaptor clamping unit	1.50	55199
Steel carrying case (540 x 345 x 355 mm)	14.20	55832
Allen key SW 6	0.03	321216
Allen key SW 8	0.05	321218



ROWELD P 160 SANILINE

Plastic sanitary pipe welding machine from Ø 40 - 160 mm



Product profile

APPLICATION AREA

For butt welding of PP, PB and PVDF pipes and fittings, especially suitable for 45° branches and tight elbows. For use on building sites or in the workshop

KEY FEATURES

- Versatile for difficult situations with the removable heating plates
- Secure clamping of pipes, fittings, tight 45° branches and 90° elbows
- Protects against unintentional starting and derailing of the trimmer unit
- Precise pressure adjustment

KEY FEATURES

- Minimum drag force
- 40% higher stability with simultaneously optimised force distribution
- All common sanitary installation fittings can be clamped

TECHNICAL DATA

Pipe diameter:	Ø 40 - 110 mm (SDR 41 - 7.25)
	Ø 40 - 140 mm (SDR 41 - 11)
	Ø 40 - 160 mm (SDR 41 - 17.6)
Weight:	34.4 kg
Heating plate:	800 W
Trimmer unit:	1,050 W

Multi-faceted options for clamping

All commonly used moulded bodies installed in a sanitary installation can be clamped

Anti-slip Ø 40 - 140 mm reduction clamping inserts with clamping force regulation

Secure mounting of pipes, moulded bodies, tight 45° forks and 90° bends

ROCASE 4414

Additional storage for accessories and tools



The pressure applied can be adjusted separately on both sides

One-sided and two-sided milling is possible

Direct force transmission and a clearly arranged force scale
Precise force adjustment

P 160 SANILINE complete (No. 100002964)

Trimmer attachment (No. 54040) (special accessories)



Basic clamping set (No. 54082) (special accessories)



Set (No. 100002964) includes: Basic unit with electric trimmer, electrically adjustable heating element, removable. Pipe support Ø 160 mm, reducer clamp and support set for Ø 40, 50, 63, 75, 90, 110 and 125 mm in ROCASE 4414 (No. 100002970), installation tools, mobile work and transport frame (No. 100002971)

Model	Working range Ø mm	Temperature control	kg	230 V 50 Hz
ROWELD P 160 SANILINE complete	40, 50, 63, 75, 90, 110, 125, 160	electronically	57.4	100002964

ROWELD P 160 SANILINE basic machine

Basic machine includes: Trimmer unit (1,050 W), heating plate (800 W), basic clamp set Ø 40 - 160 mm




Model	kg	230 V 50 Hz
ROWELD P 160 SANILINE Basic machine	34.4	54005

Reduction inserts P 160 SANILINE

Set includes: Reducer inserts (4 half-shells), pipe supports

Nominal size	kg	No.	Nominal size	kg	No.
40	1.6	54083	90	1.6	54088
50	1.6	54084	110	1.7	54089
56	1.6	54085	125	1.5	54090
63	1.6	54086	140	1.5	54091
75	1.6	54087			



Trimmer adaptor P 160 SANILINE

(special accessories)

Ø 40 - 75 mm for trimming 45° branches, replaceable blades

Model	kg	No.
Trimmer attachment for Ø 40 - 75 mm	0.63	54040



Basic clamping set P 160 SANILINE

(special accessories)

For outer clamping position, especially for welding pressure pipes, includes 2 basic clamps, left and right, up to Ø 160 mm

Model	kg	No.
Basic clamping set Ø 160 mm	5.3	54082



ROWELD P 160 SANILINE Conversion Kit

Converting existing ROWELD P 160 SANILINE with universal clamp system

Set (No. 54080) includes: Basic clamping set Ø 160 mm left and right, (No. 54082) as well as two reducer clamping sets (left and right) for the diameters 40, 50, 63, 75, 90, 110 and 125 mm

Model	Working range Ø mm	kg	No.
Conversion Kit	40, 50, 63, 75, 90, 110, 125, 160	11.20	54080
Trolley and transport sub-frame		11.30	100002971
Folding trolley		20.00	56051
ROCASE for reducers		1.70	100002970
Open-ended spanner SW 17 DIN 894		0.05	310411
Trimmer unit blades 75 mm (set = 2 blades)		0.10	55685
Blades 35 mm for trimmer adaptor		0.01	55686
Heating plate 230 V / 115 V / 110 V		1.92	55316 / 55851
Trimmer blade, carbide 75 mm (set = 2 blades)		0.05	55684



Plastic pipe welding

Butt welding

ROWELD P 250 A

Plastic pipe welding machine Ø 40 - 250 mm



Product profile

APPLICATION AREA

For use on building sites and in the workshop. Particularly suited for sanitary installations, drain pipe laying as well as chimney reconditioning with PVDF liners

KEY FEATURES

- Versatile for difficult situations with the removable heating plates
- Protects against unintentional starting and derailing of the trimmer unit
- Single and double-sided trimming possible
- Warp-resistant for minimum drag and low pressure transfer loss

KEY FEATURES

- Precise welding pressure adjustments on the clear force scale
- Reliable, warp-resistant transfer of the welding pressure
- Stable working table always available

TECHNICAL DATA

Pipe diameter:	Ø 40 - 110 mm (SDR 41 - SDR 7.25)
	Ø 40 - 125 mm (SDR 41 - SDR 11)
	Ø 40 - 200 mm (SDR 41 - SDR 17.6)
	Ø 40 - 225 mm (SDR 41 - SDR 26)
	Ø 40 - 250 mm (SDR 41 - SDR 33)
Weight:	36.4 kg
Trimmer unit:	450 W
Heating plate:	1,200 W

Electric, high-torque safety trimmer unit (450 W) locks into place in the working position


Protects against unintentional starting and derailing of the trimmer unit

Removable heating plate

Versatile for difficult situations

Mechanical stop adjustable from both sides

Single and double-sided trimming possible



Rugged basic clamping set Ø 250 mm with reducer inserts for Ø 180 - 225 mm plus pipe supports and Ø 160 mm set with reducer inserts for Ø 40 - 140 mm plus pipe supports

Reliable, warp-resistant transfer of the welding pressure

Mounted machine carriage is smooth running, hardened, chrome-plated ball lining driven in guide shaft

Warp-resistant, for minimum drag force and low loss of pressure transfer

Model	Working range Ø mm	Temperature control	kg	230 V 50 Hz
ROWELD P 250 A Set	40, 50, 56, 63, 75, 90, 110, 125, 160, 180, 200, 225, 250	electronically	131.0	55795
ROWELD P 250 A basic machine			36.1	55768

Plastic pipe welding

Butt welding

ROWELD P 250 A set

Basic machine with trimmer unit



Set (No. 55795) includes: holder for heating plate, electronically adjustable heating plate, basic clamping set Ø 160 mm and 250 mm support fork inserts Ø 160 mm and 250 mm, reducer inserts and support fork inserts from Ø 40 - 140 mm and Ø 180 - 225 mm, installation tools, steel transport box 800 x 520 x 765 mm (LxWxH) and steel carrying case for reducer and support fork inserts

Basic clamping set P 250 A

Set includes: 2 basic clamps and 2 support forks


mm	kg	No.	mm	kg	No.
160	7.25	55742	250	10.10	55717



Reduction inserts P 250 A

Each set consists of: Pipe clamping inserts (4 metal half-shells) and support fork inserts (2 metal half-shells) for basic clamping set (No. 55742)

mm	kg	No.	mm	kg	No.
32	1.89	55753	110	1.26	55746
40	1.89	55752	114	1.20	55745
50	1.81	55751	125	1.06	55744
56	1.83	55750	140	0.80	55743
63	1.75	55749	180	2.46	55721
75	1.68	55748	200	2.03	55718
90	1.50	55747	225	1.41	55719



Heating plate

Non-stick Teflon coating. Ø 300 mm, 1,500 W

Model	kg	230 V 50 / 60 Hz	110 V / 115 V 50 / 60 Hz
Electronically controlled	5.35	55317	55854
Spare knife (1 set = 2 pcs.)	0.10		55163
Allen key size 8	0.20	321218	321218
Transport box, protective cover red	25.00	55759	55759
Steel carrying case	2.82	54020	54020



ROWELD type Professional

Hydraulic butt welding machine Ø 40 - 1,200 mm
Selection of components with a long service life ensures a low maintenance, robust and reliable operating mode.


Product profile

APPLICATION AREA

For heating element butt welding of PE, PP and PVDF pipes and moulded bodies. For use on the building site, in pipe trenches, on pipe bridges and in workshops. The ROWELD hydraulic type Professional with infinite pressure adjustment, an easily legible manometer and pressure reservoir for welding according to DVS and other internationally valid guidelines and standards.

Flexible

The 3rd basic clamping element can be moved flexibly



Set P355B
No. 100000383

Robust, torsionally rigid frame

Allows reliable weldings in virtually any environment

WORKING RANGE

Model	Ø mm	Ø Inch
P 160 B / P 5 B	40 - 160 mm	1.1/4" - 5"
P 200 B	63 - 200 mm	
P 250 B / P 8 B	90 - 250 mm	5 - 8"
P 355 B / P 12 B	90 - 355 mm	5 - 12"
P 500 B / P 18 B	200 - 500 mm	8 - 18"
P 630 B / P 24 B	315 - 630 mm	12 - 24"
P 800 B	500 - 800 mm	
P 1200 B / P 48 B	710 - 1,200 mm	28 - 48"

Simple operation

Ideally matched components allow precise start-up of the pressure



Fig. similar

Safe

Perfect parking for trimmer and heating plate



Supply of power for heating element and trimmer unit over Professional Hydraulic (P 160 B-P 355 B/P 5 B-P 12 B)



Electronic control for heating element can be placed flexibly using a magnet (P 355 B)



Professional Hydraulic with large, easily legible manometer as well as a pressure limiting and pressure relieving valve



The pull-off fixture allows rapid lifting out of the heating element



ROWELD type Premium

Hydraulic butt welding machine Ø 90 - 1,200 mm
The Premium hydraulic system guides the user step-by-step through the welding process. All parameters are documented automatically.

Product profile

APPLICATION AREA

The ROWELD Hydraulic Premium with an integrated logging module for the quick and reliable saving of the welding parameters in accordance with DVS and other applicable international guidelines and standards. Data transfer via USB interface

WORKING RANGE

Model	Ø mm	Ø Inch
P 250 B / P 8 B	90 - 250 mm	5 - 8"
P 355 B / P 12 B	90 - 355 mm	5 - 12"
P 500 B / P 18 B	200 - 500 mm	8 - 18"
P 630 B / P 24 B	315 - 630 mm	12 - 24"
P 800 B	500 - 800 mm	
P 1200 B / P 48 B	700 - 1,200 mm	28 - 48"

Flexible

The 3rd basic clamping element can be moved flexibly



Set P 355 B
No. 100000562

Robust, torsionally rigid frame

Allows reliable weldings in virtually any environment

Simple operation

Ideally matched components allow precise start-up of the pressure



Safe

Perfect parking for trimmer and heating plate



Simple operation via touch control panel



Trimmer with safety switch. Secures against unintended activation of the trimmer



Safe operation – Automatic calculation, control and inspection of the welding parameters



The pull-off fixture allows rapid lifting out of the heating element



ROWELD type Premium CNC

Hydraulic butt-welding machine Ø 90 - 1,200 mm

The Premium CNC System enables a nearly fully automated operation. All parameters are documented automatically.

Product profile

APPLICATION AREA

The ROWELD Hydraulic Premium CNC with integrated CNC control and touch screen panel for the quick and reliable saving of the welding parameters in accordance with DVS and other applicable international guidelines and standards. Data transfer via USB interface.


WORKING RANGE

Model	Ø mm	Ø Inch
P 250 B SA / P 8 B SA	90 - 250 mm	5 - 8"
P 250 B VA / P 8 B VA	90 - 250 mm	5 - 8"
P 355 B SA / P 12 B SA	90 - 355 mm	5 - 12"
P 500 B SA / P 18 B SA	200 - 500 mm	8 - 18"
P 630 B SA / P 24 B SA	315 - 630 mm	12 - 24"
P1200 B SA / P 48 B SA	710 - 1,200 mm	22 - 48"

SA = semi-automatic, VA = fully automatic

Flexible

The 3rd basic clamping element can be moved flexibly



Robust, torsionally rigid frame

Allows reliable weldings in virtually any environment

TECHNICAL DATA

Automatic logging:	10,000 logs
Data output:	USB interface
Languages:	DE, EN, FR, ES, NL, PT, DK, SE, NO, FI, PL, TR, HU, SL, SK, RU, BG, further languages available upon request
Welding monitoring:	Optically with colour indication for welding pressure, welding temperature, welding times, as well as acoustical and optical for user actions
Logging:	in accordance to DVS
Welding standards:	DVS, further standards available upon request, manual entry of welding parameters is possible
With CNC function:	During the welding process, all movements are performed by the machine, including dragging resistance and bead development measurement. Automatic extending heading element enables a fully-automatic welding process (optional, not available for all machines)

Simple operation

Ideally matched components allow precise start-up of the pressure



Safe

Perfect parking for trimmer and heating plate



Simple operation via touch control panel



Trimmer with safety switch. Secures against unintended activation of the trimmer



Safe operation – Automatic calculation, control and inspection of the welding parameters



The pull-off fixture allows rapid lifting out of the heating element



The new generation of ROWELD hydraulic controls for butt welding

The ROWELD hydraulic unit is available in a Professional and Premium version. The premium hydraulic unit is divided into Premium and Premium CNC capacities.

Everything at a glance...



Type Professional



Type Premium



Type Premium CNC

	Type Professional	Type Premium	Type Premium CNC
Temperature control	•	•	•
Pressure reading analogue	•	—	—
Pressure reading digital	—	•	•
Pressure hold function	•	•	•
Logging system	—	•	•
Position sensor	—	—	•
Automatic parameter calculation	—	—	•
CNC-control	—	—	•
Touch screen	—	•	•
Colour display 3.5"	—	•	•
Menu language	—	•	•
Multi-lingual	—	•	•
USB port	—	•	•



Refrigeration & air-conditioning technology

System overview	274 - 275
Complete solutions	
Comissioning & maintenance	276 - 277
Evacuation & charging	278
Refrigeration circuit control	
Digital manifold	279
Analogue manifold	280
Pressure hose	281
Tool set	281
Leak testing & locating	
Nitrogen set	282
Leak detection devices	283
Evacuation	
Vacuum pumps	284 - 285
Recovery & filling	
Refrigerant recovery device	286 - 287
Refrigerant	288
Refrigerant scale	289
Accessories	
Cleaning, tools, adaptors	290 - 291
Instructions for the use of refrigerants	292
Conversion tables pressure, temperature	293

Complete solutions

ROKLIMA MULTI 4F



ROCADDY 120 R32 Analogue



ROCADDY 120 R32 Digital



Refrigerants class A1: (R134a, R410A etc.)	✓	✓	✓
Refrigerants class A2: (R32, R1234yf etc.)	-	✓	✓
CO ₂ subcritical (R744):	-	-	✓
System size:	< 24 kW	< 24 kW	< 24 kW
Page	276, 277	278	278

Refrigeration circuit control

ROCOOL 600




2- and 4-ways manifold connection 5/16"



2- and 4-ways manifold connection 1/4"



Pressure hoses



Refrigerants class A1: (R134a, R410A etc.)	✓	✓	✓	✓
Refrigerants class A2: (R32, R1234yf etc.)	✓	✓	-	✓
CO ₂ subcritical (R744):	✓	-	-	✓
System size:	all	all	all	all
Page	279	280	280	281

Evacuation

ROAIRVAC R32 1.5



ROAIRVAC R32 3.0



ROAIRVAC R32 6.0



ROAIRVAC R32 9.0



Refrigerants class A1: (R134a, R410A etc.)	✓	✓	✓	✓
Refrigerants class A2: (R32, R1234yf etc.)	✓	✓	✓	✓
CO ₂ subcritical (R744):	✓	✓	✓	✓
System size:	< 24 kW	< 74 kW	< 123 kW	> 124 kW
Page	284, 285	284, 285	284, 285	284, 285

Recovery

ROREC



ROREC PRO Digital

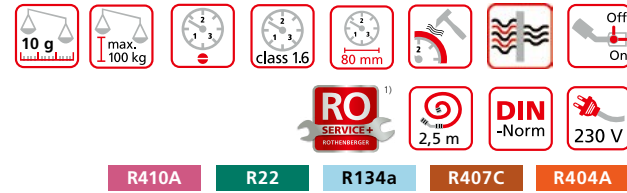


Refrigerants class A1: (R134a, R410A etc.)	✓	✓
Refrigerants class A2: (R32, R1234yf etc.)	-	✓
CO ₂ subcritical (R744):	-	-
System size:	< 24 kW	all
Page	286	287

ROKLIMA MULTI 4F

Fully automatic commissioning and maintenance of air-conditioning units and heat pumps

The innovative unit enables safe and comfortable operation on refrigeration systems. With simple menu navigation, 4 functions (4F) are automatically controlled.



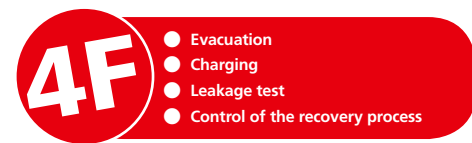
Product profile

KEY FEATURES

- Pressure resistance up to 80 bar guarantees full use with heat pumps
- Everything you need within reach
- Simple menu guidance guarantees appropriate use
- Fully automatic control gives time for parallel work
- Safe transport

TECHNICAL DATA

Weight: 17 kg
Final vacuum: 1×10^{-2} mbar
Scale range: up to 100 kg
Resolution: 10 g
Pressure hose length: 2,500 mm
Pump rating: 42 l / min



Sturdy, compact metal casing

Protects all components such as vacuum pump and scale

Integrated high vacuum pump with 42 l/min suction power

For evacuation of the system in accordance with DIN 8975

Pull-out precision digital scale up to 100 kg

Secure stand for large and small containers



Interactive 16-digit display with 4 function buttons

All required parameters can be easily entered

3 different pressure gauges "Pulse-free", class 1.6, 80 mm

Universal use on air-conditioning units with all common refrigerants and operation in the high pressure range with R410A

2 pressure hoses (2,500 mm) from the series "Plus" with ball valve

Safe and comfortable operation with refrigerants without the risk of refrigerant loss

Plastic capillary hose

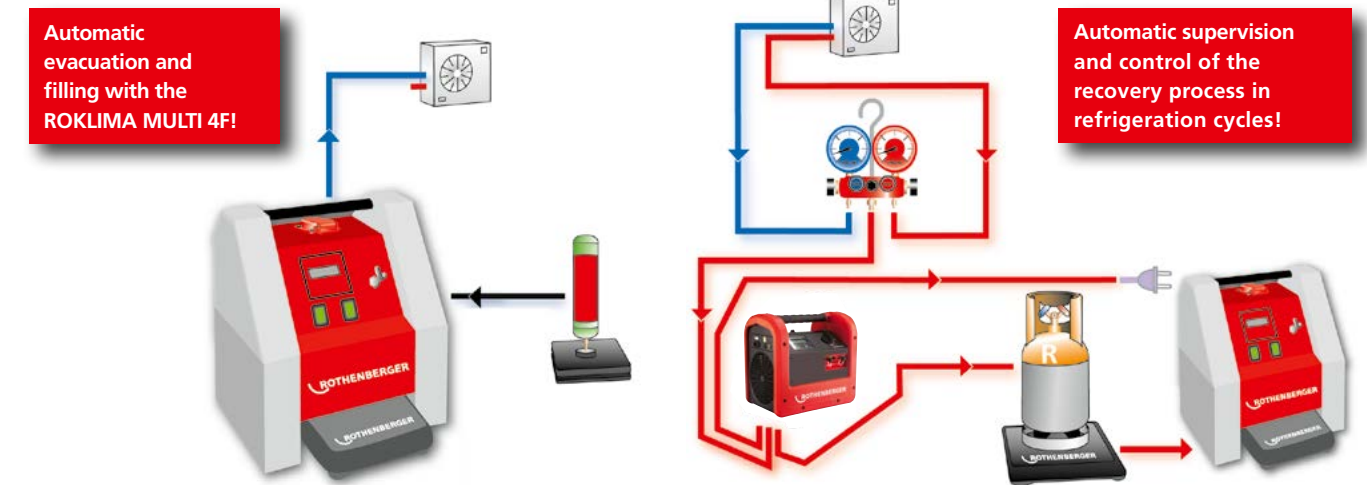

Safe, leak-free filling due to shut-off valve

Shock-resistant low pressure and high pressure gauges for various refrigerants

Secure storage of all accessories

Pressure hoses: 2.5 m long with shut-off valve

Bottle adaptor No. 173204 / 05 for scale and 1/4" reducing pieces



ROKLIMA MULTI 4F in use (evacuation and charging)



Set (No. 100000138) includes: 2-stage vacuum pump, 2 low pressure gauges, 1 high pressure gauge R410A, 2 pressure hoses with ball valve à 2,500 mm, 2 bottle connection adaptors (1/4" SAE No. 173205, 5/16" SAE No. 173204), 2 reducing pieces 1/4" SAE F - 5/16" SAE M (No. 170016), precision digital scale up to 100 kg, automatic control, vacuum and pressure switch, mineral oil (No. 169200)

Model	kg	No.
ROKLIMA MULTI 4F	17.0	1 100000138
Reducer pieces 1/4" SAE F - 5/16" SAE M	0.1	1 170016

Secure storage of accessories: pressure hoses bottle adaptor, plastic capillary hose

Precision scale up to 100 kg
Resolution: 10 g
Accuracy: ± 1%

Ergonomic, compact

Light



ROCADDY 120 R32 Analogue / Digital

Universal sets for evacuation and charging

Product profile

KEY FEATURES

- Everything you need within reach
- Flexible use with the individual use of the tools
- Easy to transport



Sturdy plastic rolling case (fig. similar)

Simple and comfortable transport with ample room for accessories and small parts

2-stage high vacuum pump

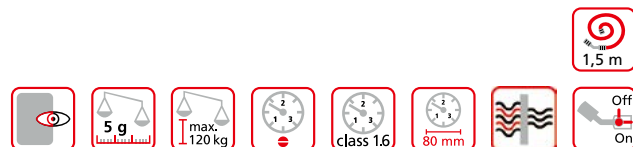
For evacuation and removal of all moisture residue in refrigeration systems during installation per DIN 8975

Electronic digital scale up to 120 kg with high measurement precision

Precise weighing of refrigerants

ROCADDY 120 R32 Analogue (No. 1000002560) includes: 2-stage vacuum pump ROAIRVAC R32 1.5 (No. 1000002399) with vacuum gauge and solenoid valve, 4-way manifold for R22, R32, R134a, R407C (No. 170502), 4-way manifold for R410A (No. 1000001427), pressure hose set 5/16" SAE each 1,500mm with ball valve for R22, R32, R134a, R407C (No. 1500000028), ROSCALE 120 (No. 173004), 1x adaptor 3/8" SAE F-1/4" SAE M (No. 89501), 2x adaptor [5/16" SAE F-1/4" SAE M with valve trigger (No. 01700RD), adaptor 5/16" SAE M-1/4" SAE F (No. 170016)], bottle connection 1/4" (No. 173205), bottle connection 5/16" (No. 173204), mineral oil (0.4 l), TUBE CUTTER 35 (No. 70027), MINICUT II Pro (No. 70402), transport case (No. 169051)

Model	Performance	kg	No.		
R410A	R22	R134a	R407C	R404A	R32
ROCADDY 120 R32 Analogue	42 l / min	20	1000002560		




TECHNICAL DATA

- Electric digital scale ROSCALE 120 with a weight capacity of 120 kg and a measuring accuracy per measurement of 5 g
- 2-stage vacuum pump ROAIRVAC R32 1.5 with integrated vacuum meter and solenoid valve, as well as a pump rating of 42 l/min
- Digital manifold (with ROCADDY 120 R32 Digital) for the automatic calculation of superheat and subcool. More than 80 refrigerants are on file in the unit
- 2 analogue 4-way manifolds (with ROCADDY 120 R32 Analog) for the common refrigerants R22, R134a, R404A, R407C and the high-pressure refrigerant R410A
- Pressure hose sets, each with 3 hoses from the "Plus" series with shut-off valve for safe use with refrigerants
- Pipe cutter TUBE CUTTER 35 and MINICUT II PRO for cutting Ø 6 - 35 mm pipes to length

Bottle adaptor for 1 kg and 2 kg refrigerant bottles for connection to the scale

Secure mounting of the bottle during charging

2 x analogue manifolds (with ROCADDY 120 R32 Analogue)



ROCOOL 600

Automatic calculation of superheat and subcool. Optionally upgradable through attachment of a vacuum probe and a reading out function (with ROCADDY 120 R32 Digital)

Mini tube cutter and pipe cutter

For cutting Ø 6 - 35 mm pipes to length

ROCADDY 120 R32 Digital (No. 1000002561) includes: 2-stage vacuum pump ROAIRVAC R32 1.5 (No. 1000002399) with vacuum gauge and solenoid valve, 1x digital manifold ROCOOL 600 (No. 1000000569), 1x clamping thermometer (No. 1000000540), pressure hose set 1/4" SAE each 1,500mm with ball valve for R22, R32, R134a, R407C (No. 1500000028), ROSCALE 120 (No. 173004), 1x 5/16" SAE F-1/4" SAE M with valve trigger (No. 01700RD), 1x 5/16" SAE M-1/4" SAE F (No. 170016), bottle connection 1/4" (No. 173205), bottle connection 5/16" (No. 173204), mineral oil (0.4 l), TUBE CUTTER 35 (No. 70027), MINICUT II Pro (No. 70402), transport case (No. 169051)

Model	Performance	kg	No.			
R410A	R22	R134a	R407C	R404A	R507	R32
ROCADDY 120 R32 Digital	42 l / min	19	1000002561			

ROCOOL 600

For commissioning, maintenance work and documentation of refrigeration systems of all kinds

Product profile

KEY FEATURES

- Modular system: The basic device can be fitted with the optional Red Box incl. the Data Viewer software for reading out or recording data on a PC.
- More than 80 refrigerants incl. R32 and R744 (sub-critical) are stored in the device. New refrigerants can be added later using the update function
- Simultaneous calculation of superheat and subcool
- The documentation software Data Viewer generates an automatic report based on the data recorded. Ideal for handing out to the customer (client)
- An external Pirani vacuum probe allows reading of the vacuum where the most precise measurement is possible: directly at the refrigeration system

Large screen

All important data at a single glance. Strong backlight for dark environment

Connection for the temperature sensor T1

For automatic measurement of superheat data

Connection for the external vacuum probe

For very precise measurement of the vacuum level directly at the refrigeration system

Pressure sensors "Made in Germany"

Precise measurement from -1 to 60 bar

T-connection with Schrader valve 1/4" SAE

3-way function: Evacuation and filling without changing a hose

Y-connections 1/4" SAE

A connection and sealing plug in one. Simple transport of hoses when not in operation

Set (No. 1000000569) includes: ROCOOL 600, 1 temperature sensor

Set (No. 1000000570) includes: ROCOOL 600, 2 temperature sensors, carry case

Set (No. 1000000572) includes: ROCOOL 600, 2 temperature sensors, red box and data viewer software, carry case

Model	No.
Set with 1 temperature sensor (in the blister)	1000000569
Set with 2 temperature sensors (in the case)	1000000570
Set with 2 temperature sensors, red box, data viewer software (in the case)	1000000572

TECHNICAL DATA

- Pressure display:** bar, psi, Kpa, MPa
- Temperature display:** °C, °F
- Vacuum display:** Micron, mbar, mmHg, Pa, mTorr
- Power source:** 9 V battery, 550 mAh
- Screen size:** 4.1/3" / 11 cm
- Pressure measurement range:** -1 up to 60 bar
- Precision (at 22 °C):** ± 0.5% fs
- Temperature measurement range:** -50 °C to +200 °C
- Working temperature:** -10 °C to +50 °C
- Connections:** 4x 1/4" SAE
- Max. recording time:** 12h (device), 96h (red box)

An absolute all-rounder due to the unique modular system!

Solid and non-tacky rubber coating

Prevents shock damages and allows a safe handling

Connection for the temperature sensor T2

For automatic measurement of subcool data

Green and red LEDs

An optical signal is displayed once an adequate vacuum level is reached or leakage in the system and also a warning of overpressure


Connection of the Red Box

To record data for up to 96 hours and independent read out of data at a PC

Temperature sensor for a pipe diameter of up to Ø 32 mm



External vacuum probe for very precise measurement of the vacuum



Set (No. 1000000539) includes: Red box, data viewer software, connection cable, external power supply

Model	No.
Red box, software, connection cable, external power supply	1000000539
Temperature sensor	1000000540
Vac probe	1000000541

Analogue manifolds

2- and 4-way manifolds

Pressure gauge Ø 80 mm, with pulse-dampening class 1.6

Easy-to-read, high precision display

Large hand valve with colour coding

Light, secure and precise opening and closing of the diaphragm valve, maintenance free

Valve sets



Model	ND*/bar	HD*/bar	kg	No.
-------	---------	---------	----	-----

R22	R134a	R407C	R404A
-----	-------	-------	-------

2-way, 1/4" SAE	-1 up to 17	0 - 34	0.7	1	170501
4-way, 1/4" SAE	-1 up to 17	0 - 34	0.9	1	170502

R410A	R32
-------	-----

2-way, 5/16" SAE	-1 up to 30	0 - 60	0.7	1	100001426
4-way, 5/16" SAE	-1 up to 30	0 - 60	0.9	1	100001427

*LP = Low pressure manifold, *HP = High pressure manifold




Pressure gauge with shock-proof rubber protector

Protects against damage

Valve body made of aluminium with gauge glass

Sturdy despite low weight

2-way manifold



Model	No.
-------	-----

Blue rubber protector for manifold	170545
Red rubber protector for manifold	170546
Valve sets for manifold	170547

Manifold sets

Manifold sets and pressure hoses

2-way manifold (for 170600 and 170607)

4-way manifold (for 170601, 170606, 170602 and 170608)

Durable and highly precise tool



Sets include: manifold, pressure gauge with Ø 80 mm, "Pulse-free", class 1.6, 3 x 1,500 mm pressure hoses, plastic carrying case

Model	kg	No.
-------	----	-----

2-way "Standard"

R22	R134a	R407C	R404A
-----	-------	-------	-------

Manifold set 2-way "Standard"	2.7	170600
-------------------------------	-----	---------------

R410A	R32
-------	-----

Manifold set 2-way "Standard"	2.7	170607
-------------------------------	-----	---------------

4-way "Standard"

R22	R134a	R407C	R404A
-----	-------	-------	-------

Manifold set 4-way I "Standard"	2.8	170601
---------------------------------	-----	---------------

R410A	R32
-------	-----

Manifold set 4-way I "Standard"	2.8	170606
---------------------------------	-----	---------------

4-way "Plus"

R22	R134a	R407C	R404A
-----	-------	-------	-------

Manifold set 4-way II "Plus"	2.8	170602
------------------------------	-----	---------------

R410A	R32
-------	-----

Manifold set 4-way II "Plus"	2.8	170608
------------------------------	-----	---------------

Plastic carry case	1.4	171505
--------------------	-----	---------------

No. 170602

Pressure hose with ball valve "Plus" (only for 170602 and 170608)

No loss of refrigerant



13


3-piece pressure hose sets

Available in "Standard" and "Plus"

Product profile

KEY FEATURES

- No confusion and safe use with the colour coding (blue, red, yellow)
- Teflon seal with up to 10x longer service life compared to neoprene seal
- Working pressure 60 bar / burst pressure 300 bar. This is an 8% better pressure resistance as previously



"Standard" series

Pressure hose from the series "Standard"

Model	Connection	L mm	No.
-------	------------	------	-----

Vacuum hose	3/8" SAE	1,500	1	1500000032
-------------	----------	-------	---	-------------------

R22	R134a	R407C	R404A
-----	-------	-------	-------

Set of 3 pressure hoses	1/4" SAE	1,500	1	1500000024
-------------------------	----------	-------	---	-------------------

Pressure hose yellow	1/4" SAE	1,500	1	1500000025
----------------------	----------	-------	---	-------------------


R410A	R32
-------	-----

Set of 3 pressure hoses	5/16" SAE	1,500	1	1500000026
-------------------------	-----------	-------	---	-------------------

Pressure hose yellow	5/16" SAE	1,500	1	1500000027
----------------------	-----------	-------	---	-------------------



R32	R410A	R22	R134a	R407C	R404A
-----	-------	-----	-------	-------	-------



"Plus" series

Pressure hose from the series "Plus" with ball valve

Model	Connection	L mm	No.
-------	------------	------	-----

R22	R134a	R407C	R404A
-----	-------	-------	-------

Set of 3 pressure hoses	1/4" SAE	1,500	1	1500000028
-------------------------	----------	-------	---	-------------------

Pressure hose yellow	1/4" SAE	1,500	1	1500000029
----------------------	----------	-------	---	-------------------

R410A	R32
-------	-----

Set of 3 pressure hoses	5/16" SAE	1,500	1	1500000030
-------------------------	-----------	-------	---	-------------------

Pressure hose yellow	5/16" SAE	1,500	1	1500000031
----------------------	-----------	-------	---	-------------------

Tool set Climate I + II

Practical tool set with all tools required

For installation and maintenance of air-conditioning units and heat pumps

Product profile

APPLICATION AREA

- Monitor temperature and pressure
- Quality hoses with high bursting pressure
- Pipe cutter for all pipe cross-sections from 3 - 35 mm (1/8" - 1.1/8")
- Measurement of ambient and ventilator air temperature
- Clean, kink-free bending of all common pipe cross-sections
- Optimum flaring connections for all types of air-conditioners

Set Climate I (No. 170604) includes: 2-way manifold (No. 170501), set of pressure hoses standard 1/4" SAE, TUBE CUTTER 35 C (No. 070027C), MINICUT pipe cutter (No. 070401C), thermometer, set of bending springs 3/8" - 1/2" - 5/8", universal flaring tool (No. 222601), plastic case

Set Climate II (No. 170605) includes: 2-way manifold (No. 100001426), set of pressure hoses standard 5/16" SAE, TUBE CUTTER 35 C (No. 070027C), MINICUT pipe cutter (No. 070401C), thermometer, set of bending springs 3/8" - 1/2" - 5/8", reeling flaring tool (No. 222402), plastic case

Model	kg	No.
-------	----	-----

Tool set Climate I	2.3	1	170604
--------------------	-----	---	---------------

Tool set Climate II	2.4	1	170605
---------------------	-----	---	---------------

R32	R22	R134a	R407C	R404A
-----	-----	-------	-------	-------

The ideal introduction into a whole new area of business!



No. 170604

13

Nitrogen set

Multiple uses for refrigeration systems



Product profile

APPLICATION AREA

- Pressure and leak test with nitrogen
- Flushing of the installation
- Nitrogen admission during soldering to prevent scale formation

Ideal for split air-conditioning units and heat pumps!



950 cm³ nitrogen bottle included

Complete set

Connection for large bottles

Any size of bottle can be connected without a problem

Spring loaded pressure reducing valve

Simple and safe handling

Fine scaled 1.0 pressure gauge

Precise reading of the testing pressure

No. 259060

13

5/16" SAE adaptor for connecting to R410 units



Bottle adaptor for connecting 950 cm³ bottles



Set (No. 259060) includes: pressure reducing valve, connection hose, bottle adaptor, pressure gauge, nitrogen bottle and plastic case

Model	No.
Nitrogen set with bottle (950 cm ³)	259060
Nitrogen bottle, each 950 cm ³	259008
Filling hose with pressure gauge	259010
Connection 5/16" SAE internal, 1/4" SAE external	01700RD

ROLEAK Pro

Electronic leak detection device for locating leaks in refrigeration systems (3 g/a)



R410A

R22

R134a

R407C

R404A

R507A

R32

Product profile

KEY FEATURES

- Durable and highly sensitive sensor tip with a leak detection rate of 3 g/a within 3 seconds
- Suitable for R32
- Simple determination of the refrigerant concentration
- Adjustment of the sensor tips zero measurement point for simple detection of the leak
- Reference leak for functionality test included
- Easy accessibility of even hard to reach leaks

TECHNICAL DATA

Leak status:	LED display
Sensor length:	40 cm
Leak detection rate:	3 g/a within 3 seconds
Weight:	400 g
Working temperature:	0 °C up to 40 °C
Voltage:	6 V (4 AA batteries included)

Audio signal

Comfortable use

7 LEDs

Simple determination of the refrigerant concentrate with the coloured shading

RESET - button

Adjusts to the sensor tip zero point setting for simple leak location

3 different sensitivity levels

Exact and fast location of the leak

40 cm long, flexible sensor

Easy access in hard-to-reach places



No. 150002241

Model	No.
ROLEAK Pro in plastic case	150002241

13

ROAIRVAC R32

Two-stage vacuum pump

For evacuation in accordance with DIN 8975 with vacuum gauge and solenoid valve



Product profile

KEY FEATURES

- Solenoid check valve to protect the refrigeration system from oil contamination during power outage
- Vacuum gauge with integrated drag indicator enables simple and quick control of the evacuation process
- Protects the integrated components with the light and high-quality casing
- Gas ballast valve for reduction of water vapour in the oil container
- Special filter reduces oil mist on exhaust vent

KEY FEATURES

- Gauge-glass enables easy oil-stand monitoring
- Fast filling of oil without spilling, no special funnel is necessary
- Easy access to the oil drain plug makes emptying quick
- Thermal switch protects the unit from the motor overheating
- Standard 1/4" SAE connection as well as 5/16" SAE and 3/8" SAE adaptor included in delivery
- Removable cable prevents cable damage



Gas ballast valve

Reduction of water vapour in the oil container, guarantees higher evacuation power and service life

Special filter

Reduces oil mist on exhaust vent



Ergonomic handle

Light, compact and easy to transport

Removable cable

Prevents cable damage

Integrated vacuum gauge

Simple and fast control of the evacuation process

Integrated solenoid valve

Prevents backwash of oil into the refrigeration system

Four-pole motor*

Increased torque and long service life
* (only with ROAIRVAC R32 1.5, 3.0 and 6.0)

Light and high-quality casing

Protects the integrated components


1/4" SAE standard connection with adaptors for 5/16" SAE and 3/8" SAE



Optimal positioned viewing glass and oil drains for simple draining of the oil



Practical: operating instructions always within view



ROAIRVAC R32 Series

Two-stage rotary vane pump for evacuation in accordance with DIN 8975

Type	ROAIRVAC R32 1.5	ROAIRVAC R32 3.0	ROAIRVAC R32 6.0	ROAIRVAC R32 9.0
No.	1000002399	1000002713	1000001231	1000002714
Pump rating	1.5 CFM / 42 l/min / 2.5 m³/h	3.0 CFM / 85 l/min / 5.1 m³/h	6.0 CFM / 170 l/min / 10.2 m³/h	9.0 CFM / 255 l/min / 15.3 m³/h
Vacuum stages	2	2	2	2
Final vacuum	15 micron / 0.02 mbar	15 micron / 0.02 mbar	15 micron / 0.02 mbar	15 micron / 0.02 mbar
Motor rating	190 W / 1720 r/m	250 W / 1720 r/m	550 W / 1720 r/m	750 W / 3440 r/m
Voltage	230 V	230 V	230 V	230 V
Frequency	50 Hz / 60 Hz	50 Hz / 60 Hz	50 Hz / 60 Hz	50 Hz / 60 Hz
Connection	1/4"	1/4"	1/4"	1/4"
with adaptor	5/16" SAE M/3/8" SAE M	5/16" SAE M/3/8" SAE M	5/16" SAE M/3/8" SAE M	5/16" SAE M/3/8" SAE M
Oil capacity	250 ml	330 ml	580 ml	590 ml
Weight	10.1 kg	11.9 kg	17.3 kg	18.4 kg
Manifold Ø	45 mm	50 mm	80 mm	80 mm

Future-proof product for the increased use of R32 refrigerants



ROAIRVAC R32 1.5 (42 l/min)



ROAIRVAC R32 3.0 (85 l/min)



ROAIRVAC R32 9.0 (255 l/min)

Mineral oil is included in all pump deliveries



ROAIRVAC R32 6.0 (170 l/min)



ROAIRVAC R32 1.5 - vacuum pump in use with the digital manifold ROCOOL 600



Scope of delivery ROAIRVAC: vacuum pump with 1/4", 5/16" SAE and 3/8" SAE connections, plastic bottle with mineral oil

Model	Performance	kg	No.
ROAIRVAC R32 1.5	42 l/min	10.1	1000002399
ROAIRVAC R32 3.0	85 l/min	11.9	1000002713
ROAIRVAC R32 6.0	170 l/min	17.5	1000001231
ROAIRVAC R32 9.0	255 l/min	18.4	1000002714
Mineral oil 1 litre			169200

ROREC

Refrigerant recovery device

Compact, portable device for recovery and recycling refrigerants of all kinds



Product profile

KEY FEATURES

- 4-pole motor guarantees the durability of the machine
- Low noise and vibration emission thanks to the compact design
- Intuitive handling makes it simple and safe to use
- Maintenance-free operation through the oil-free compressor
- Emptying of the device in order to work with different refrigerants with the PURGE function
- Simple transport and use with the light and compact plastic casing

TECHNICAL DATA

Suitable for:	all refrigerants of the type CFC-HCFC-HFC
Capacity:	gaseous: 0.26 kg / min fluid: 1.85 kg / min push/pull: 6.22 kg / min
Electrical data:	230 V / 50 - 60Hz
Power:	370 W
High pressure switch:	38.5 bar
Dimensions:	490 x 244 x 353 mm
Weight:	17 kg

Ideal for mono & multi-split air-conditioning units and heat pumps!

Integrated high pressure switch

Protects the integrated components

PURGE function

Emptying of refrigerant residue in the unit (self-cleaning mode)

Simple use

Controlled dosage of the refrigerant supply

RESET Button

Reset of the pressure shut-off

Removable cable

Prevents cable damage

Oil-free compressor

Maintenance-free operation

Thermal switch

Protects the unit from overheating

Light and compact plastic casing

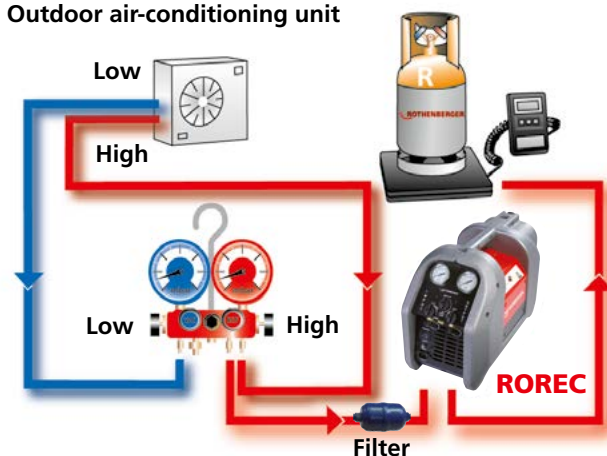
Simple transport and use

4-pole motor

Increased torque and service life

Recovery of refrigerant

Exemplary:
Outdoor air-conditioning unit



Simple and precise reading with the glycol filled pressure gauge



Practical storage compartment for accessories on the back



Model	Connected Load	kg	No.	No.
ROREC	370 W	17.0	1	168605
Filter		0.12	1	168713

¹⁾ Complete terms and conditions at rothenberger.com/roservice
RO SERVICE+ only valid in participating countries

ROREC PRO Digital

Refrigerant recovery device

Lightweight recovery unit for the recovery of refrigerants of the classes A1, A2L and A2 (incl. R32), suitable for all unit sizes thanks to its high recovery rate.



Product profile

KEY FEATURES

- Suitable for refrigerants of the classes A1, A2L and A2 (incl. R32)
- Compact design with a weight of less than 12 kg
- Digital display and one-knob control
- Maintenance free operation with the oil-free 2-piston compressor
- 4-pole motor guarantees the durability of the machine
- Automatic shut-off and automatic restart once the pressure increases again
- Emptying of refrigerant residues with the PURGE function

TECHNICAL DATA

Recovery rate:	gaseous: 0.5 kg / min; 30 kg / h fluid: 3.5 kg / min; 210 kg / h push/pull: 9.5 kg / min; 570 kg / h
Power supply:	230 V / 50 - 60 Hz
Power:	730 W
High pressure switch:	38.5 bar
Product dimensions:	380 x 250 x 350 mm
Weight:	12 kg

Digital display

Clearly structured display of the measured pressure values

Low pressure switch

Automatic shut-off and automatic restart once the pressure increases again

Oil-free 2-piston compressor

Very high recovery rate with maintenance free operation



Practical storage compartment
Storage of accessories in the back

Shoulder strap for transport over longer distances



Clearly structured digital display



Model	kg	No.	No.
ROREC PRO Digital	12.0	1	1500002637
Filter	0.12	1	168713

¹⁾ Complete terms and conditions at rothenberger.com/roservice
RO SERVICE+ only valid in participating countries

Refrigerant for air-conditioning units

Non-chlorinated refrigerant of the HFC group in practical 40 bar steel bottles (bursting pressure: 165 bar) TÜV seal No. 0036-043/03D and TPED accepted as per 99/36/CE



Product profile

KEY FEATURES

- Light and practical for use on building-sites
- 1 and 2 litre steel bottles, rent-free and easy disposal
- Flat base for increased standing stability
- Ease of clean up after removing of the valve

Refillable bottles

Full flexibility for the user

Standardised SAE thread on all bottle valves

Universal application



Model			No.
R407C	Refrigerant R407C in cardboard packaging		
	1 l steel bottle 1/4" SAE, 850 g	1	12 170913
	2 l steel bottle 1/4" SAE, 1,700 g	1	6 170931
R410A	Refrigerant R410A in cardboard packaging		
	1 l steel bottle 5/16" SAE, 800 g	1	12 170912
	2 l steel bottle 5/16" SAE, 1,600 g	1	6 170932

ROSCALE 120

Electronic refrigerant scale

Precise, easy to handle refrigerant scale for filling and evacuation processes with a maximal weight capacity of 120 kg



Product profile

KEY FEATURES

- Resolution of 5 g enables very precise filling
- Weight capacity sufficient for all common refrigerant bottles
- Cable connection enables comfortable use in every situation
- Bottle adaptor for connecting small refrigerant bottles (1 l and 2 l bottles)
- Refrigerant bottles of all sizes have enough space
- Large LCD display for comfortable reading of the result
- Simple use

TECHNICAL DATA

Weight capacity:	120 kg or 264 lbs
Accuracy:	+/- 0.5%
Resolution:	5 g / 0.2 oz.
Working temperature:	-10° C up to +49° C / 14 up to +120° F
Connection:	1/4" SAE for 1 - 2 lit. bottles
Battery:	9 V
Platform size:	230 x 230 x 53 mm
Weight:	3.28 kg

Large rubberised weighing platform

All sizes of refrigerant bottles have enough space



1/4" SAE bottle adaptor

For connecting small 1 l and 2 l refrigerant bottles

Large LCD display

For comfortable reading of the results

Three operating keys

Simple use

Cable connection

Enables comfortable use in every situation



Weight capacity of 120 kg

Weight capacity is sufficient for all common refrigerant bottles

Set (No. R17300416) includes: ROSCALE 120, 9 V battery, carrying case

Model	kg	No.
ROSCALE 120	3.28	R17300416



ROSCALE 120 in carrying case

SANIFRESH

Deodorising cleaning spray



Product profile				
KEY FEATURES				
<ul style="list-style-type: none"> Removes the threat of disease and allergies – practical and ecologically friendly solution for removing mites, dust, bacteria and spores Spray is applied directly to affected surface Economical spray can with spray nozzle and spray tube Removes unpleasant odours. Pleasant mint smell 				
Model		Volume	No.	
Sanifresh (contains 12 bottles)	1	1(12)	400 ml	85800

Bottle connection and adaptors

For refrigerant bottles

For use with new refrigerant bottles on existing equipment



Model	No.
Adaptor, 1/4" connection	173205
Adaptor, 5/16" connection	173204
Adaptor, W21.8 x 1/4" SAE M connection with seal for 2 l sized bottles	170950
Adaptor W21,8 LEFT x 1/4" SAE M connection for combustible refrigerants like R32	1500003381
Adaptor, 1/4" SAE M - 3/8" SAE F connection	89501
Adaptor, 3/8" SAE M - 1/4" SAE F connection	89503
Adaptor, 1/4" SAE F - 5/16" SAE M connection	170016
Adaptor, 1/4" SAE M - 5/16" SAE F connection with valve trigger	01700RD

Torque wrench set

For proper tightening of flange connections

Set with adjustable torque wrench (10 - 70 Nm) and 6 spanner inserts sizes 17, 22, 24, 26, 27 and 29 mm for flange connections on 1/4", 3/8", 1/2" and 5/8" pipe lines according to DIN EN 378-2 : 2012-08



Fix with torque urgently necessary!

7-piece set (No. 175001) includes: spanner wrench sizes 17, 22, 24, 26, 27, 29 mm, torque wrench, carrying bag

Ø	Spanner width	Locking torque
1/4" / 6 mm	17 mm	14-18 Nm
3/8" / 10 mm	22 mm	33-42 Nm
1/2" / 12 mm	24 mm	50-62 Nm
1/2" / 12 mm	26 mm	50-62 Nm
5/8" / 15/16 mm	27 mm	63-77 Nm
5/8" / 15/16 mm	29 mm	63-77 Nm

Model		kg	No.
Torque wrench set, 7 pcs.		1.7	175001



Adjustable wrench

Chrome vanadium steel, drop forged, chrome-plated and polished

Product profile				
KEY FEATURES				
<ul style="list-style-type: none"> Precise operation: smooth-running and robust roller with minimum play in the sliding guides 				
Size inch	L mm	Clamping width up to mm	g	No.
6"	160	20	100	70441
8"	210	25	220	70442
10"	250	29	390	70443
12"	300	34	660	70444
15"	380	44	1,170	70445



Schrader valve tool

Product profile	
KEY FEATURES	
<ul style="list-style-type: none"> For exchanging the Schrader valve on air-conditioners under pressure, without having to recover the unit For safe and easy change of spring insert of the Schrader valve tool With safety thread for risk-free use with R410A 	
Model	No.
Schrader valve tool in plastic carrying case	87800



Plate fin comb

Product profile		
KEY FEATURES		
<ul style="list-style-type: none"> For straightening the plate fins of heat-exchangers 6 different sizes in one tool 		
Model	Product dimensions	No.
Plate fin comb	8 - 9 - 10 - 12 - 14 - 15 fins per inch	224500



Refrigerant data from CFC-alternative refrigerants

Refrigerant	Composition	ODP	GWP	Temperature glide
R22 (HFCKW refrigerant)	CHCLF ₂	0.05	1,700	–
R134a (HFKW-chlorine-free refrigerant)	CF ₃ CH ₂ F	0	1,300	–
R32 (HFKW-chlorine-free refrigerant)	CH ₂ F ₂	0	675	–
R404A (HFKW-chlorine-free blends)	52% R143a, 44% R125, 4% R134a	0	3,750	–
R507 (HFKW-chlorine-free blends)	50% R143a, 50% R125	0	3,800	–
R407C (HFKW-chlorine-free blends)	23% R32, 25% R125, 52% R134a	0	1,610	7.5K
R410A (HFKW-chlorine-free blends)	50% R32, 50% R125	0	1,890	0.2K

ODP = Ozone Depletion Potential (degree in which the ozone layer is destroyed)

GWP = Global Warming Potential (degree in which it contributes to the greenhouse effect)

Instructions for safe and proper use of the refrigerants:

Refrigerant:

- Wear protective gloves and safety goggles
- Do not let refrigerant come in contact with skin
- Do not inhale high concentrations of vapours (Lack of oxygen causes a narcotic effect and is a danger to life)
- Do not smoke around refrigerant
- Working place / room must be thoroughly aired, if necessary extracted

Refrigerant bottles:

- Secure against accidents, do not throw
- Do not expose to direct sunlight and do not place near radiators or other heat sources
- Do not use open flame
- Do not disassemble or remove valves
- Damaged bottles need to be properly returned
- Close empty containers

Air-conditioners:

- Air-conditioner leaks need to be repaired immediately
- Do not allow refrigerant to leak while filling or doing maintenance work
- In high concentrations (for example pipe burst), leave the room and do not enter again until it has been properly ventilated
- Only do brazing work together with protective nitrogen gas and only in well ventilated areas

Flare connections

Normal flare size in accordance with JIS B8607:2008
Flare outer diameter in relationship to the pipe diameter

Pipe outer diameter mm / inch	Metric	Wall thickness mm / inch	Flare outer diameter with R22-, R134a-, R404-, R407C air-conditioners	Flare outer diameter with R410A air-conditioners
6 mm	–	1 mm	8.5 mm	9.1 mm
8 mm	–	1 mm	11.1 mm	11.1 mm
10 mm	–	1 mm	13.6 mm	13.2 mm
12 mm	–	1 mm	15.3 mm	16.5 mm
16 mm	–	1 mm	19.5 mm	19.2 mm
18 mm	–	1 mm	22.0 mm	22.7 mm
1/4"	6.35 mm	0.35"	9.0 mm	9.1 mm
5/16"	7.94 mm	0.35"	11.0 mm	11.1 mm
3/8"	9.52 mm	0.35"	13.0 mm	13.2 mm
1/2"	12.70 mm	0.35"	16.2 mm	16.6 mm
5/8"	15.88 mm	0.35"	19.4 mm	19.7 mm
3/4"	19.05 mm	0.35"	23.3 mm	24.0 mm

Conversion table pressure

mbar	Micron	TORR	mm HG Vakuum
10	7,516	7.5	752
5	3,759	3.6	756
2	1,503	1.5	758
1	752	0.75	759
0.5	376	0.36	
0.4	300	0.30	
0.3	225	0.23	
0.2	150	0.15	
0.1	75	0.08	
0.09	68		
0.07	53		
0.06	45		
0.05	38		
0.04	30		
0.03	22		
0.02	15		
0.01	8		

Conversion table temperature

Conversion from °C in °F: °C x 1,8 + 32 = °F

Conversion from °F in °C: (°F-32) : 1,8 = °C

°C	°F	°C	°F	°F	°C	°F	°C
100	212	30	86	212	100	70	21
95	203	25	77	200	93	60	16
90	194	20	68	190	88	50	10
85	185	15	59	180	82	40	4
80	176	10	50	170	77	30	-1
75	167	4	39	160	71	20	-7
70	158	0	32	150	66	10	-12
65	149	-10	14	140	60	0	-18
60	140	-20	-4	130	54	-10	-23
55	131	-30	-22	120	49	-20	-29
50	122	-40	-40	110	43	-30	-34
45	113	-50	-58	100	38	-40	-40
40	104	-60	-76	90	32	-50	-46
35	95	-273	-460	80	27	-60	-51
						-112	-80
						-460	-273

Common threads

UNF-Thread	SAE-Thread	Outer diameter (max. mm)	Internal diameter (min mm)	Lodes per inch	Increment (mm)
7/16" - 20	1/4"	11.079	9.738	20	1.270
1/2" - 20	5/16"	12.667	11.328	20	1.270
5/8" - 18	3/8"	15.839	14.348	18	1.411
3/4" - 16	1/2"	19.012	17.330	16	1.588
7/8" - 14	–	22.184	20.262	14	1.814
7/8" - 14	5/8"	22.184	20.262	14	1.814
1" - 14	3/4"	25.357	23.437	14	1.814
1 1/16" - 14	–	26.947	25.024	14	1.814
1 1/8" - 12	–	28.529	26.284	12	2.117
1 1/4" - 12	7/8"	31.704	29.459	12	2.117
1 3/8" - 12	–	34.877	32.634	12	2.117
1 1/2" - 12	1"	38.052	35.809	12	2.117



* Detailed guarantee terms at <https://rothenberger.com/gb-en/5-year-replacement-warranty>
(Only in participating countries)



General purpose tools

System overview	296 - 299
Pliers	
Water pump pliers	300 - 303
Plier sets	304
Corner pipe wrenches	305
One-handed pipe wrenches, chain pipe wrenches	306 - 307
Grip pliers, strap & fittings wrenches	308 - 309
Installation wrenches	
UNI stepped key set, express spanner	310
Bolt drivers, sanitary four way	311
Installation tools, valve key	312
Open-ended, hinged ratchet wrenches	313 - 315
Screwdrivers	316 - 317
Installation aids	
Spirit levels, cartridge extractor sets	318
Tap reseating tool	319
Spirit levels, measuring tape	320
Basin nut wrench, bolt cutter	320 - 321
Metal crimping plier, tower pincer, grip wrench, electrical pliers	321 - 322
Screw extraction	325
Cordless drill driver	323
Drill bits	324, 326-327, 332
Cordless impact wrench	328
Cordless angle grinder	329
Cutting & grinding discs, chisels	330
Cordless rotary hammer	331
Cordless LED lamp	332
CAS battery packs and charger	333
Hammers, chisels, punches	334
Vices	335
Workbenches	336
General aids & tool bags	337 - 338
Case system	339 - 342

ROGRIP pliers

	ROGRIP M 7" 1K	ROGRIP M 7" 2K	ROGRIP M 10" 1K	ROGRIP M 10" 2K	ROGRIP F 7" 1K	ROGRIP F 7" 2K
Working range:	Ø 43 mm (1.1/4")	Ø 43 mm (1.1/4")	Ø 60 mm (2")	Ø 60 mm (2")	Ø 43 mm (1.1/4")	Ø 43 mm (1.1/4")
Length:	185 mm (7")	185 mm (7")	254 mm (10")	254 mm (10")	185 mm (7")	185 mm (7")
Weight:	245 g	255 g	490 g	490 g	215 g	227 g
Material:	Chrome vanadium steel	Chrome vanadium steel	Chrome vanadium steel	Chrome vanadium steel	Chrome vanadium steel	Chrome vanadium steel
Page	300	300	300	300	300	300

ROGRIP pliers

	ROGRIP F 10" 1K	ROGRIP F 10" 2K	ROGRIP XL	Wapu type SP 7"	Wapu type SP 10"	Wapu type SP 12"
Working range:	Ø 60 mm (2")	Ø 60 mm (2")	Ø 102 mm (3.1/2")	Ø 34 mm (1")	Ø 43 mm (1.1/4")	Ø 48 mm (1.1/2")
Length:	254 mm (10")	254 mm (10")	440 mm (16")	175 mm (7")	250 mm (10")	300 mm (12")
Weight:	470 g	480 g	1.4 kg	150 g	290 g	460 g
Material:	Chrome vanadium steel	Chrome vanadium steel	Chrome vanadium steel	Chrome vanadium steel	Chrome vanadium steel	Chrome vanadium steel
Page	300	300	301	302	302	302

Water pump pliers

	Wapu type SPK 7"	Wapu type SPK 10"	Wapu type SPK 12"	Corner pipe wrench 45° Super S, 10"	Corner pipe wrench 45° Super S, 12"
Working range:	Ø 34 mm (1")	Ø 43 mm (1.1/4")	Ø 48 mm (1.1/2")	Ø 22 mm (1/2")	Ø 34 mm (1")
Length:	175 mm (7")	250 mm (10")	300 mm (12")	250 mm (10")	300 mm (12")
Weight:	165 g	315 g	475 g	400 g	810 g
Material:	Chrome vanadium steel	Chrome vanadium steel	Chrome vanadium steel	Chrome vanadium steel	Chrome vanadium steel
Page	303	303	303	305	305

Corner pipe wrenches 45°

	Corner pipe wrench 45° Super S, 16"	Corner pipe wrench 45° Super S, 20"	Corner pipe wrench 45° Super S, 24"	Corner pipe wrench 45°, 10"	Corner pipe wrench 45°, 12"
Working range:	Ø 48 mm (1.1/2")	Ø 60 mm (2")	Ø 89 mm (3")	Ø 22 mm (1/2")	Ø 34 mm (1")
Length:	420 mm (16")	540 mm (20")	640 mm (24")	250 mm (10")	300 mm (12")
Weight:	1.44 kg	2.44 kg	3.4 kg	370 g	740 g
Material:	Chrome vanadium steel	Chrome vanadium steel	Chrome vanadium steel	Chrome vanadium steel	Chrome vanadium steel
Page	305	305	305	305	305

Corner pipe wrenches 45°

	Corner pipe wrench 45°, 16"	Corner pipe wrench 45°, 20"	Pipe wrench 90° 12"	Pipe wrench 90° 16"	Pipe wrench 90° 20"
Working range:	Ø 48 mm (1.1/2")	Ø 60 mm (2")	Ø 34 mm (1")	Ø 48 mm (1.1/2")	Ø 60 mm (2")
Length:	420 mm (16")	540 mm (20")	300 mm (12")	420 mm (16")	540 mm (20")
Weight:	1.34 kg	2.4 kg	740 g	1.34 kg	2.4 kg
Material:	Chrome vanadium steel	Chrome vanadium steel	Chrome vanadium steel	Chrome vanadium steel	Chrome vanadium steel
Page	305	305	305	305	305

Pipe wrenches 90°

	Pipe wrench 90° 24"	Pipe wrench 90° 36"	HEAVY DUTY 6"	HEAVY DUTY 8"	HEAVY DUTY 10"
Working range:	Ø 89 mm (3")	Ø 114 mm (4")	Ø 22 mm (1/2")	Ø 32 mm (1")	Ø 48 mm (1.1/2")
Length:	640 mm (24")	750 mm (36")	152 mm (6")	200 mm (8")	250 mm (10")
Weight:	3.4 kg	5.6 kg	250 g	400 g	780 g
Material:	Chrome vanadium steel	Chrome vanadium steel	Chrome vanadium steel	Chrome vanadium steel	Chrome vanadium steel
Page	305	305	306	306	306

One-handed pipe wrenches HEAVY DUTY

General purpose tools

System overview

One-handed pipe wrench HEAVY DUTY

	HEAVY DUTY 12"	HEAVY DUTY 14"	HEAVY DUTY 18"	HEAVY DUTY 24"	HEAVY DUTY 36"
Working range:	Ø 60 mm (2")	Ø 60 mm (2")	Ø 73 mm (2.1/2")	Ø 89 mm (3")	Ø 141 mm (5")
Length:	300 mm (12")	350 mm (14")	450 mm (18")	600 mm (24")	900 mm (36")
Weight:	1.25 kg	1.68 kg	2.67 kg	4.32 kg	7.5 kg
Material:	Chrome vanadium steel	Chrome vanadium steel	Chrome vanadium steel	Chrome vanadium steel	Chrome vanadium steel
Page	306	306	306	306	306

One-handed pipe wrench HEAVY DUTY

	HEAVY DUTY 48"	HEAVY DUTY 60"	ALUDUR 10"	ALUDUR 14"	ALUDUR 18"
Working range:	Ø 168 mm (6")	Ø 203 mm (8")	Ø 48 mm (1.1/2")	Ø 60 mm (2")	Ø 73 mm (2.1/2")
Length:	1,200 mm (48")	1,300 mm (60")	250 mm (10")	350 mm (14")	450 mm (18")
Weight:	15.8 kg	24 kg	480 g	990 g	1.63 kg
Material:	Chrome vanadium steel	Chrome vanadium steel	Aluminium	Aluminium	Aluminium
Page	306	306	306	306	306

One-handed pipe wrench ALUDUR

	ALUDUR 24"	ALUDUR 36"	ALUDUR 48"	ALUDUR 60"	ROFAST
Working range:	Ø 89 mm (3")	Ø 141 mm (5")	Ø 168 mm (6")	Ø 200 mm (8")	Ø 50 mm (1.7/8")
Length:	600 mm (24")	900 mm (36")	1,200 mm (48")	1,300 mm (60")	254 mm (10")
Weight:	2.51 kg	5 kg	8.42 kg	14.6 kg	580 g
Material:	Aluminium	Aluminium	Aluminium	Aluminium	Chrome vanadium steel
Page	306	306	306	306	308

Pliers wrench

General purpose tools

System overview

One-handed pipe wrench STILLSON

	STILLSON 8"	STILLSON 10"	STILLSON 12"	STILLSON 14"	STILLSON 18"
Working range:	Ø 27 mm (3/4")	Ø 34 mm (1")	Ø 43 mm (1.1/4")	Ø 48 mm (1.1/2")	Ø 60 mm (2")
Length:	200 mm (8")	250 mm (10")	300 mm (12")	350 mm (14")	450 mm (18")
Weight:	280 g	590 g	715 g	1.04 kg	1.74 kg
Material:	Steel, drop forged	Steel, drop forged	Steel, drop forged	Steel, drop forged	Steel, drop forged
Page	306	306	306	306	306

One-handed pipe wrench STILLSON

	STILLSON 24"	STILLSON 36"	ROCASE case system	
Working range:	Ø 73 mm (2.1/2")	Ø 102 mm (3.1/2")	5	2
Length:	600 mm (24")	900 mm (36")	5.7 until 48.2 l	0.65 until 1.37 l
Weight:	3.08 kg	5.69 kg	0.63 until 2.64 kg	0.09 until 0.17 kg
Material:	Steel, drop forged	Steel, drop forged	ABS plastic	ABS plastic
Page	306	306	339	340

ROCASE case system

Power tools

	RO DD60	RO ID400	RO AG8000	RO RH4000	RO FL180
Voltage:	18 V	18 V	18 V	18 V	Max. lumin. flux: 410 lm
Max. torque soft:	34 Nm	Max. torque: 400 Nm	Grinding wheel Ø: 125 mm	Max. single blow energy (EPTA): 2.2 J	Max. operation time per battery load: 18 V/2.0 Ah: 4.5 Std. 18 V/4.0 Ah: 9.1 Std.
Max. torque hard: 60 Nm	Max. impact rate: 4,250 /min.	Idle frequency: 8,000 /min.	Max. impact rate: 4,000 /min.	Weight: 0.46 kg	
Drill-Ø steel: 13 mm	Bit retainer: Male square 1/2" (12.7 mm)		Drill-Ø concrete: 24 mm		
Drill-Ø soft wood: 38 mm	Speed/torque levels: 12		Bit retainer: SDS-plus		
No-load speed: 0 - 450 / 0 - 1,600 /min					
Page	323	328	329	331	332

ROGRIP M

Quickly adjustable water pump plier

KEY FEATURES

- **Durable:** Due to double hardening, the teeth are particularly wear-resistant
- **Slip-resistant:** The shape of the teeth (self-locking), the 3-touch-point grip on the pipe and the soft-touch handle, prevent slipping of the pliers
- **Large gripping capacity:** 30% more gripping capacity*: 10" pliers up to 2" pipe diameters

TECHNICAL DATA

- **Chrome vanadium steel** tempered, drop forged with heavy-duty box joint
- **Polished head and joint**
- **Double hardened jaws**, extremely durable

Model	Working range	No.
ROGRIP M 7" 1K	1.1/4"	1000002697
ROGRIP M 7" 2K	1.1/4"	1000002698
ROGRIP M 10" 1K	2"	1000002699
ROGRIP M 10" 2K	2"	1000002700

Double hardened jaws extremely durable

Good grip on every surface even at highest demands

ROTHENBERGER Curve-Shape-Design

Especially suitable for larger pipe diameters. Reduces the danger of fingers getting clamped

Large gripping capacity

Reliable grip and hold up to 2" pipe diameter

New handle design

Good grip with two handle versions

Wide handles

More comfort and better power transmission

ROTHENBERGER Curve-Shape-Design – 7" pliers grip like 10" pliers!




ROGRIP F

Quickly adjustable water pump plier

KEY FEATURES

- **Durable:** Due to double hardening, the teeth are particularly wear-resistant
- **Slip-resistant:** The shape of the teeth (self-locking), the 3-touch-point grip on the pipe and the soft-touch handle, prevent slipping of the pliers
- **Large gripping capacity:** 30% more gripping capacity*: 10" pliers up to 2" pipe diameters
- **Safety lock system:** prevents unintentional opening and enables a 50% quicker adjustment

Curve-Shape-Design: especially ergonomic



3-point grip over the middle for reliable clamping. Perfect grip on pipes up to Ø 2"



Double hardened jaws extremely durable

Good grip on every surface even at highest demands

ROTHENBERGER Curve-Shape-Design

Especially suitable for larger pipe diameters. Reduces the danger of fingers getting clamped

Large gripping capacity

Reliable grip and hold up to 2" pipe diameter

New handle design

Good grip with two handle versions

Wide handles

More comfort and better power transmission

ROTHENBERGER Curve-Shape-Design – 7" pliers grip like 10" pliers!



Safety lock system

Prevents unintentional opening and enables a 50% quicker adjustment

ROGRIP XL

Quickly adjustable water pump plier

KEY FEATURES

- 16" pliers up to 3.1/2" pipe diameters
- 3-point grip: reliable clamping and perfect grip up to the maximal pipe diameter
- **ROTHENBERGER Curve-Shape-Design:** especially ergonomic by large pipe diameters. Reduces the danger of fingers getting clamped
- Wide handle for more comfort and better transmission of power
- 14 point size adjustment

TECHNICAL DATA

- **Chrome vanadium steel** tempered, drop forged with heavy-duty box joint
- **Polished head and joint**
- **Double hardened jaws**, extremely durable

Enormous gripping width of 3.1/2" – reliable grip during application



Double hardened jaws extremely durable

Good grip on every surface even for hardest demands



Large gripping width

Reliable grip and hold up to 3.1/2" pipe diameter

ROTHENBERGER Curve-Shape-Design

Especially ergonomic with larger pipe diameters. Reduces the danger of fingers getting clamped

14 adjustable positions

Variable uses, lateral stability and high strength


Slip-resistant plastic handles

High grip reliability

Wide handles

More comfort and better power transmission

Curve-Shape-Design: especially ergonomic



3-point grip over the middle for reliable clamping. Perfect grip on pipes up to Ø 3.1/2"



ROTHENBERGER Curve-Shape-Design – especially ergonomic!

L	L	max. inch	max. mm	g		No.
inch	mm					
16"	440	3.1/2"	102	1,400	1	100000328

* than previous model

Water pump pliers SP

Complies with DIN 5231 D, with heavy-duty box joint, chrome vanadium steel, drop forged, tempered, polished head and joint



Product profile

KEY FEATURES

- Ideal for hard-to-reach places with the longer, thinner pliers head with measurements favourable for corners
- Optimum grip for reliable hold of pipes, flat objects, squared and hexagonal screws
- Long service life through induction hardened teeth
- Variable use: 7 size settings
- Non-slip even on smooth surfaces
- Safe use with the crush and pinch protection

TECHNICAL DATA

- Complies with DIN 5231 D
- Heavy-duty box-joint
- Abrasion-resistant surface protection with the epoxy-powder coating
- Chrome vanadium steel
- Drop forged, tempered
- Polished head and joint

Asymmetrical gripping surface

Optimum grip with the rhombus-shaped gripping surface

Measurements favourable for corners

Ideal for hard-to-reach places

Self-clamping jaws

Non-slip even on smooth pipes



Induction hardened teeth

Long service life and high wear resistance

Ergonomically shaped anti-slip legs

Reliable hold

7 size settings (10" and 12"), solid and durable

Variable use

Crush and clamp guard

Safe use

Optimum grip



No. 070528D



No. 70527

No. 70528

No. 70529

L	L	⊙	⊙	g			No.
inch	mm	max. inch	max. mm				
7"	175	1"	34	150	1	6	70527
10"	250	1.1/4"	43	290	1	6	70528
12"	300	1.1/2"	48	460	1	6	70529
10"	Counter display				1(12)		070528D

Water pump pliers type SPK



KEY FEATURES

- Features similar to type SP, additionally with plastic covered handles

Increased safety:
Plastic covered handles!



L	L	⊙	⊙	g			No.
inch	mm	max. inch	max. mm				
7"	175	1"	34	165	1	6	70521
10"	250	1.1/4"	43	315	1	6	70522
12"	300	1.1/2"	48	475	1	6	70523
10"	Counter display				1 (12)		070522D

Grooved water pump pliers CL

Chrome vanadium steel, chrome-plated, drop forged, tempered, polished head and sliding joint, even jaws, in compliance with DIN 5231 E



KEY FEATURES

- No slipping of the joint possible
- Absolutely firm fit in every open position
- Easy, smooth adjustment
- Induction hardened teeth for a long service life
- Crush and clamp guard prevent injuries
- Plastic covered handles



L	L	⊙	⊙	g		No.
inch	mm	max. inch	max. mm			
9.1/2"	245	1.1/2"	48	330	6	70591
12"	300	2"	60	560	6	70592
16"	420	4"	114	1,150	6	70593

Pliers sets

ROBOX plier sets

3-part plier sets for holding and turning of diverse types of pipes

3-part set (No. 1000002188) includes:
corner pipe wrench 45°, SUPER S, 1" (No. 070122X), ROGRIP M 10" 1K (No. 1000002699), ROGRIP M 7" 1K (1000002697), ROBOX B2650 (No. 1000002763)

3-part set (No. 1000002189) includes:
one-handed pipe wrench ALUDUR, 14" (No. 70160), ROGRIP M 10" (No. 100002699), ROGRIP M 7" 1K (1000002697), ROBOX B2650 (No. 1000002763)

For the individual pliers see 300 - 306



No. 1000002188

No. 1000002189

Model	kg	No.
Plier set w/ corner pipe wrench, ROBOX (3 pcs.)	1.6	1000002188*
Plier set w/ ALUDUR, ROBOX (3 pcs.)	1.7	1000002189*

* ROBOX system p. 340

Professional sets

Practice-oriented set of pipe wrenches and pipe cutter

3-part set (No. 070130X) includes: pipe wrench 1" (No. 070122X), pipe wrench 1.1/2" (No. 070123X), pipe wrench 2" (No. 070124X)

4-part set (No. 070135X) includes: pipe wrench 1" (No. 070122X), pipe wrench 1.1/2" (No. 070123X), wapu SP 10" (No. 70528), TUBE CUTTER 35 (No. 70027)

3-part set (No. 070140X) includes: pipe wrench 1" (No. 070122X), pipe wrench 1.1/2" (No. 070123X), wapu SP 10" (No. 70528)



No. 070130X

No. 070135X

No. 070140X

Model	kg	No.
Set 1 - 1.1/2" - 2"	5.0	070130X
Set 2 - 1.1/2" + wapu SP 10" + TC35	3.1	070135X
Set 3 - 1.1/2" + wapu SP 10"	2.7	070140X

ROGRIP plier sets

The quickly adjustable water pump plier generation ROGRIP is available as practice-oriented sets in three different sizes.

2-part set (No. 1000001039) includes:
ROGRIP M 7" 1K (No. 1000002697), ROGRIP M 10" 1K (No. 1000002699)

3-part set (No. 1000001068) includes:
ROGRIP M 7" 1K (No. 1000002697), ROGRIP M 10" 1K (No. 1000002699), ROGRIP XL 16" (No. 1000000328)



No.1000001039

No.1000001068

Model	No.
ROGRIP set M 7" 1K + M 10" 1K	1000001039
ROGRIP set M 7" 1K + M 10" 1K + ROGRIP XL 1	1000001068

Pliers

Corner pipe wrench 45°, SUPER S

Chrome vanadium steel, drop forged, tempered, with reinforced sleeve, polished jaws and a favourable size for corners

KEY FEATURES

- Self-clamping: 3-point clamping ensures reliable and firm grip even on smooth pipes
- Reliable grip and non-slip with teeth set against turning direction, induction hardened
- Double-T profile jaws, ideal for clamping different material forms, enables universal application



Inch	mm	Inch	mm	g	No.
1/2"	22	10"	250	400	070121X
1"	34	12"	300	810	070122X
1.1/2"	48	16"	420	1,440	070123X

Inch	mm	Inch	mm	g	No.
2"	60	20"	540	2,440	070124X
3"	89	24"	640	3,400	70125

Corner pipe wrench 45°

Chrome vanadium steel, drop forged, tempered, with reinforced sleeve, polished jaws and a favourable size for corners

KEY FEATURES

- Favourable size for corners
- Thin muzzle with thin jaws, 45° angled



Inch	mm	Inch	mm	g	No.
1/2"	22	10"	250	370	070131X
1"	34	12"	300	740	070132X

Inch	mm	Inch	mm	g	No.
1.1/2"	48	16"	420	1,340	070133X
2"	60	20"	540	2,400	070134X

Pipe wrench 90°

Chrome vanadium steel, drop forged, tempered, with reinforced sleeve, polished jaws and a favourable size for corners

KEY FEATURES

- Favourable size for corners
- Thin muzzle with thin jaws, 90° angled



Inch	mm	Inch	mm	g	No.
1"	34	12"	300	740	070110X
1.1/2"	48	16"	420	1,340	070111X
2"	60	20"	540	2,400	070112X

Inch	mm	Inch	mm	g	No.
3"	89	24"	640	3,400	70113
4"	114	36"	750	5,600	70114

General purpose tools

Pliers

One-handed pipe wrench HEAVY DUTY

KEY FEATURES

- One-handed ratchet-like use, self-clamping, spring-supported hook
- Quick preset of pipe-Ø using scale on hook
- Wearing parts replaceable: hook and heel jaw can be purchased separately
- Monoblock cast body with high strength, double T profile, forged jaw and hook, fine polished, teeth set against turning direction, induction hardened, tempered and non-slip adjustment screw



2-part set (No. 100002194) includes: one-handed pipe wrench HEAVY DUTY 6" (No. 70148), ROBOX B2350 (No. 150002641)

Model	kg	No.
One-handed pipe wrench HEAVY DUTY 6", ROBOX	0.33	100002194*

* ROBOX system p. 340



US-norm GGG-W-651 type II class A

L	L	Ø	Ø	kg		No. pliers	No. hook	No. jaws
Inch	mm	Inch	mm					
6"	160	3/4"	26	0.25	4	70148	70199	70189
8"	200	1"	32	0.40	4	70150	70200	70190
10"	250	1.1/2"	48	0.78	4	70151	70201	70191
12"	300	2"	60	1.25	4	70152	70202	70192
14"	350	2"	60	1.68	4	70153	70203	70193
18"	450	2.1/2"	73	2.67	2	70154	70204	70194
24"	600	3"	89	4.32	1	70155	70205	70195
36"	900	5"	141	7.5	1	70156	70206	70196
48"	1,200	6"	168	15.80	1	70157	70207	70197
60"	1,300	8"	203	24.00	1	70158	70208	70198

One-handed pipe wrench ALUDUR

KEY FEATURES

- Features similar to HEAVY DUTY
- Weight savings of approx. 40%: extremely light, high strength aluminium alloy
- Wearing parts replaceable: hook and heel jaw can be purchased separately



US-norm GGG-W-651 type I class B

L	L	Ø	Ø	kg		No. pliers	No. hook	No. jaws
Inch	mm	Inch	mm					
10"	250	1.1/2"	48	0.48	4	70159	70201	70191
14"	350	2"	60	0.99	4	70160	70203	70192
18"	450	2.1/2"	73	1.63	2	70161	70204	70194
24"	600	3"	89	2.51	1	70162	70205	70195
36"	900	5"	141	5.00	1	70163	70206	70196
48"	1,200	6"	168	8.42	1	70168	70207	70197
60"	1,300	8"	203	14.60	1	70169	70208	70198

One-handed pipe wrench STILLSON

KEY FEATURES

- Features similar to HEAVY DUTY
- Hardened adjustment nut presses onto the handle during use and prevents undesired readjustment
- Optimised double-spring construction guarantees quick and firm self-clamping, ensuring secure hold even on smooth pipes



US-norm GGG-W-651 type I class B

L	L	Ø	Ø	kg		No. pliers	No. hook	
Inch	mm	Inch	mm					
8"	200	3/4"	27	0.28	1	4	70350	70374
10"	250	1"	34	0.59	1	4	70351	70375
12"	300	1.1/4"	43	0.72	1	4	70352	70376
14"	350	1.1/2"	48	1.04	1	4	70353	70377
18"	450	2"	60	1.74	1	2	70354	70378
24"	600	2.1/2"	73	3.08	1	1	70355	70379
36"	900	3.1/2"	102	5.69	1	1	70356	70380

General purpose tools

Pliers

One-handed pipe wrench OFFSET PATTERN HEAVY DUTY

KEY FEATURES

- Offset wrench head is ideal for working in confined spaces (e.g. near to the wall)
- One-handed ratchet-like use, self-clamping, spring-supported hook
- Quick preset of pipe Ø using scale on hook
- Wearing parts replaceable: hook and heel jaw can be purchased separately

L	L	Ø	Ø	kg		No. pliers	No. hook	No. jaws
Inch	mm	Inch	mm					
10"	250	1.1/2"	48	750	4	70166	70201	70191
14"	350	2"	60	1,460	4	70167	70203	70192



One-handed corner pipe wrench 90°

KEY FEATURES

- Features similar to HEAVY DUTY
- Weight savings of approx. 40%: extremely light, high strength aluminium alloy

L	L	Ø	Ø	kg		No. pliers	No. hook	No. jaws
Inch	mm	Inch	mm					
14"	350	2"	60	890	1	70115	70203	70192
18"	450	2.1/2"	73	1,490	1	70116	70204	70194



Chain pipe wrench 4" R/L

KEY FEATURES

- Profile handle made of drop forged chrome vanadium steel, polished head with hardened special tooth system, powerful chain made of tempered special steel
- Double-sided teeth surface set against the turning direction for use in both directions without re-inserting

max. Inch	max. mm	L	L	g		No.	
		Inch	mm				
4"	115	12"	300	780	1	4	70235



Chain pipe wrench HEAVY DUTY

Very robust model for the toughest conditions, proven in pipeline construction, jaws and handle are forged, jaws are replaceable

KEY FEATURES

- Strong chain made of tempered special steel – fits every cross-section
- Double-sided tooth system for ratchet-like use, for right and left-handed operation

max. Inch	max. mm	jaws width mm	L	kg	No. pliers	No. jaws
			mm			
1.1/2"	48	38	350	1.4	70242	70571
2.1/2"	73	52	690	3.5	70243	70572
4"	114	63	940	6.7	70244	70573
6"	168	78	1,120	12.6	70245	70574
8"	220	80	1,280	17.2	70246	70575
12"	324	84	1,630	24.2	70247	



Model	kg	No.
Spare chain HEAVY DUTY 2.1/2"	0.95	70263
Spare chain HEAVY DUTY 4"	1.40	70264
Spare chain HEAVY DUTY 6"	2.80	70265
Spare chain HEAVY DUTY 8"	3.40	70266
Spare chain HEAVY DUTY 12"	5.10	70267

General purpose tools

Pliers

Fittings wrench 90°

Special chrome vanadium steel, steel forged

KEY FEATURES

- Plastic jaws guarantee a secure and gentle grip especially for chrome-plated fittings and polished surfaces
- High-quality DURAMANT surface coating




Plastic jaws, gentle grip!



max. Inch	max. mm	Inch	mm	g	No.
1"	35	14"	356	740	70545
Plastic jaws				10	70548

Fitting key

Steel forged, burnished, smooth jaws for protection of fittings and delicate or polished surfaces



No. 350850



No. 350900

Model	Clamping width and depth mm	g	No.
Grid adjustment	260 75 45	690	350850
Roll adjustment	275 65 45	780	350900

ROFAST pliers wrench

For gripping, holding, clenching and bending of chrome-plated fittings with delicate surfaces

KEY FEATURES

- Gentle to surfaces: Smooth, parallel jaws enable use on delicate surfaces
- Versatile: Replaces spanner sets (0 - 50 mm or 0 - 1.7/8") and dispenses with use of other tools
- Convenient handling: Excellent pressing and clamping force with 10x force transfer for high gripping power



max. Inch	max. mm	Inch	mm	g	No.
1.7/8"	50	10"	254	580	1500003170

SANIGRIP/SANIGRIP PL

Valve plier PL

Special chrome vanadium steel, drop forged, chrome-plated, 4 adjustable sizes at joint, with toothed grip jaws. SANIGRIP PL designed with plastic jaws to protect fittings

KEY FEATURES

- Secure and gentle grip on valuable fittings without damaging polished surfaces
- Optimum grip is ideal for plastic screw joints up to Ø 62 mm (siphon)



Model	Inch	mm	max. mm	min. mm	g	No.
SANIGRIP	10"	250	80	14	270	70415
SANIGRIP PL	10"	250	62	14	280	70416

General purpose tools

Pliers

Sealing grip pliers

- Chrome vanadium steel, nickel-plated, tempered, hardened jaws
- Ideal for climate, heating and sanitary installations
- For clamping thin-walled copper pipes Ø 4 - 16 mm and hoses
- With leverage and quick-release lever, adjustable and lockable



Inch	mm	Jaw width mm	g	No.
10"	250	4 - 16	490	70250



Pipe welding grip pliers

Chrome vanadium steel, nickel-plated, hardened jaws

- For safe, central clamping of pipes and round material aligned during welding work
- Reliable 3-point support, for steel pipes up to Ø 3"
- U-shaped clamping jaws allow enough room for welding
- With leverage and quick-release lever, adjustable and lockable



Inch	mm	Jaw width mm	g	No.
11"	280	95	840	70257



EASYGRIP

Automatic strap wrench for plastic pipes Ø 20 - 160 mm (3/4 - 6")

The indispensable tool for socket welding large diameter plastic pipes


KEY FEATURES

- No damage to pipe surface with the centred prismatic support
- Secure grip with special non-slip nylon strap

Centred prismatic support
No damage to the pipe surface



Model	mm	Inch	kg	No.
EASYGRIP	20 - 160	6"	1.0	55075
Spare strap EASYGRIP			0.1	55076



Non-slip special nylon strap
Secure grip

Strap and fittings wrench

Made of aluminium special alloy, with replaceable nylon strap

KEY FEATURES

- Safe to use on chrome-plated fittings without damaging polished surfaces
- Use in the automotive industry (oil filter changes)



Inch	mm	Inch	mm	g	No.
3"	89	12"	300	280	70240
Spare strap 3"				20	70268
8"	220	12"	300	290	70241
Spare strap 8"				30	70269



General purpose tools

Installation wrenches

UNI stepped key set

Radiator valve stepped key and ratchet set for installation and removal of heating valve nipples, tank connectors and short tap extensions. Chrome vanadium steel, hardened, nickelplated, square drive 1/2"

Product Profile

KEY FEATURES

- Universally applicable: cam, internal hexagonal and 12-edged driver, size 3/8 - 1/2 - 3/4 - 1" and other sizes in between
- No canting of nipples and screw connections with the special stepped key design
- Combination key allows installation and removal of heating nipples, tank connections and short tap extensions
- 1/2" ratchet makes installations quick and easy



No. 73298



No. 73280

1/2" ratchet

Fast and easy installation



No. 27180

Model	g	mm	No.
Set: UNI stepped key and ratchet	670	1 10	73297
UNI stepped key	120	1	73298
Gas stepped key	80	1	73280
1/2" ratchet	440	1	27180



Express spanner

Chrome vanadium steel, drop forged, chrome-plated



No. 73299

KEY FEATURES

Express spanner

- Ideal for hard-to-reach screws
- Quick installation of sink fittings and corner valves
- Hanger bolt M10, middle piece with internal screw thread
- Easy loosening of the hanger bolt with integrated ball seat
- When the internal hexagonal screw is loosened, the hanger bolt can be moved on the spanner axle (longer lever)

Ring ratchet express spanner

- With the smallest of ratchet angles, fine-toothed, R/L switchable, 12-edged, flat offset



Spanner width	for hanger bolts size	mm	g	No.
Wrench size 10 x muzzle size 13	M8	220	250	73290
Wrench size 17 x muzzle size 19	M10	220	250	73299
Wrench size 17 x muzzle size 19	M12	220	250	73291
Wrench size 19 x ring size 17	M10	260	390	73293

Ring ratchet express spanner



No. 73293

General purpose tools

Installation wrenches

Bolt driver

Bolt driver M6, M8, M10, M12 with 1/2" ratchet connector

KEY FEATURES

- Without damage to the screw thread, for express and hanger bolts
- Easy loosening of the screw with the integrated ball seat

Simple installation



4-part set (No. 26164) includes: bolt driver M6 (No. 26160), M8 (No. 26161), M10 (No. 26162), M12 (No. 26163), steel carrying case

Model	mm	g	No.
Set M6 - M8 - M10 - M12		650	26164
Bolt driver M6	35	70	26160
Bolt driver M8	40	90	26161
Bolt driver M10	45	100	26162
Bolt driver M12	50	120	26163



Sanitary four way key

Chrome vanadium special steel

KEY FEATURES

- Four external hexagonal 3/8", 1/2", 3/4", 1" up to 100 mm and installation / removal of heating valves and tank connectors
- Three inner threads M8, M10 and M12 for hanger bolts



Model	Dimensions mm	g	No.
Sanitary four way key multifunctional	220 x 220	610	351043

Sanitary four way key

Chrome vanadium special steel

KEY FEATURES

Multi-functional combined key:

- Four external hexagonal 3/8", 1/2", 3/4", 1" for short tap, extensions, installation and removal of heating valves and tank connectors
- Three inner threads M8, M10 and M12 for hanger bolts (wash basin fittings)



Model	Dimensions mm	g	No.
Sanitary four way key multifunctional	220 x 220	590	351044

General purpose tools

Installation wrenches

ROFIX SANISET Profi

Installation tool



No. 73201



No. 73200



No. 73202

1 tool for 5 uses!

User-friendly combination set for installation of basins, toilets and drains

KEY FEATURES

- Bolt driver tool for M8 and M10 enables easy use in all positions
- Seat for the 9 mm and 13 mm extensions as well as the RO-QUICK 2 adaptor with the bolt driver tool
- Ease of use with the RO-QUICK 2 adaptor for the most common drains in bathtubs and basins



Set (No. 73200) includes: bolt driver tool (No. 73201), RO-QUICK 2 adaptor (No. 73206), extension 9 mm (No. 73210), 13 mm (No. 73213), steel carrying case (No. 26410)

Set (No. 73202) like set (No.73200), in addition extensions size 10, size 11, size 12 and size 14

Model	with extension mm	g	No.
ROFIX SANISET Bolt driver tool M8 / M10	9-13	900	73200
ROFIX SANISET Profi	215	120	73201
RO-QUICK 2-adaptor	90	40	73206
Special extension size SW 11	185	50	73208
Special extension size SW 10	185	50	73209
Special extension size SW 9	185	50	73210
Special extension size SW 12	185	50	73212
Special extension size SW 13	185	50	73213
Special extension size SW 14	185	50	73214

RO-QUICK

Valve key

Release valve holder and key for eccentric and standard valves



No. 70413

No. 70414

KEY FEATURES

- Quick and problem-free use by the installation of bathtubs, basins and sinks
- Can be used from the bottom up
- With 2 facing, spring mounted locking cams, as well as holder with T-handle
- Adaptor with star handle for showers, bathtubs (optional accessory)
- Torque-proof immediately on insertion

No damage to chrome-plated parts!

Model	L mm	g	No.
RO-QUICK set			70439
RO-QUICK valve key	120	300	70414
Adaptor	75	70	70413

General purpose tools

Installation wrenches

ROCLICK

Combined open-ended / hinged ratchet wrench

Chrome vanadium steel, polished and high shine chrome-plated

KEY FEATURES

- Moveable ring ratchet allows for use even in tight spaces
- Precise work with the fine-running ratchet (72 teeth)

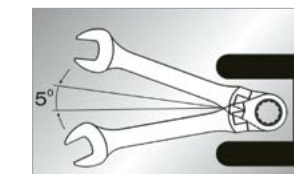


Fig. ROCLICK wrench set




Small operating radius of only 5°!

Small 5° operating radius



Adjustable inclination angle



7-part set (No. 70490) includes: ROCLICK combined spanner 8 - 10 - 11 - 13 - 14 - 17 - 19 mm, plastic case

Model	g	kg	No.
ROCLICK spanner set, 7 pcs.	1,150	1	70490

Torque wrench set

For proper tightening of flange connections

Set with adjustable torque wrench (10-70 Nm) and 6 spanner inserts sizes 17, 22, 24, 26, 27 and 29 mm for flange connections on 1/4", 3/8", 1/2" and 5/8" pipe lines according to DIN EN 378-2:2012-08

DIN-Norm



Fix with torque urgently necessary!

Ø	Spanner width	Locking torque
1/4" / 6 mm	17 mm	14-18 Nm
3/8" / 10 mm	22 mm	33-42 Nm
1/2" / 12 mm	24 mm	50-62 Nm
1/2" / 12 mm	26 mm	50-62 Nm
5/8" / 15/16 mm	27 mm	63-77 Nm
5/8" / 15/16 mm	29 mm	63-77 Nm

7-part set (No. 1750.01) includes: spanner wrench sizes 17 - 22 - 24 - 26 - 27 - 29 mm, torque wrench, carrying bag

Model	kg	No.
Torque wrench set, 7 pcs.	3.5	175001

General purpose tools

Installation wrenches

Ratchet spanner ROCLICK

Chrome vanadium, head black atramentized



KEY FEATURES

- With the spring mechanism – the harder the pressure, the more firmer the grip
- Self-ratcheting effect when turning back
- Fast extraction and loosening of screws
- Suitable especially for screws on pipes, cables and rods



Model	Key width mm	L mm	g	No.
Ratchet spanner ROCLICK	10	134	80	70420
Ratchet spanner ROCLICK	11	137	80	70419
Ratchet spanner ROCLICK	12	137	80	70421
Ratchet spanner ROCLICK	13	137	90	70422
Ratchet spanner ROCLICK	14	140	90	70423

Model	Key width mm	L mm	g	No.
Ratchet spanner ROCLICK	16	184	130	70424
Ratchet spanner ROCLICK	17	184	140	70425
Ratchet spanner ROCLICK	19	188	188	70426
Ratchet spanner ROCLICK	21	230	230	70427
Ratchet spanner ROCLICK	24	240	240	70418

Ring ratchet spanner

Chrome vanadium steel, drop forged, chrome-plated



KEY FEATURES

- Ideal for hard-to-reach screws with the finely toothed R/L switchable ratchet
- 12-edged, flat offset, robust and indestructible

Model	L mm	g	g	No.
12 x 14 mm	230	200	1 36	70271
13 x 17 mm	250	280	1 36	70272
19 x 22 mm	310	440	1 36	70274
24 x 27 mm	360	700	1 36	70276

Adjustable wrench

Chrome vanadium steel, drop forged, chrome-plated and polished

KEY FEATURES

- Precise operation: Smooth-running and robust roller with minimum play in the sliding guides



Size	L up to	Clamping width	g	No.
6"	160 mm	20 mm	100	70441
8"	210 mm	25 mm	220	70442
10"	250 mm	29 mm	390	70443
12"	300 mm	34 mm	660	70444
15"	380 mm	44 mm	1,170	70445

SWO adjustable wrench

Chrome-vanadium steel, chrome-plated and polished finish

KEY FEATURES

- Metric measuring scale on jaws for easy jaws pre-setting and sizing of nuts, bolts, pipes, etc.
- Great accessibility in confined spaces, non-protruding jaw shank at maximum opening
- Absolutely parallel jaw surfaces ensure perfect grip of nuts and screws



Size	L up to	Clamping width up to mm (Inch)	g	No.
6"	176 mm	34 (1.3/8")	205	1500001509
8"	216 mm	39 (1.1/2")	345	1500001510

General purpose tools

Installation wrenches

Enormous leverage!



One-handed type R

The ideal multi-function spanner with ratchet function – for almost all bolt and nut applications up to a size of 42 mm (1.1/4")

KEY FEATURES

- Self-clamping even on smooth pipes, bolts, shafts and broken off head of hexagonal screws



L	L	Clamping width	Clamping width	g	No.
160 mm	6"	SW 9 - 17	1/8 - 3/8"	80	70220
200 mm	8"	SW 14 - 28	1/4 - 3/4"	200	70221



L	L	Clamping width	Clamping width	g	No.
255 mm	10"	SW 16 - 33	3/8 - 1"	340	70222
310 mm	12"	SW 22 - 42	1/2 - 1.1/4"	520	70223

Double-ended ring wrench set

Chrome vanadium steel, chrome-plated DIN 838

10-part

6x7, 8x9, 10x11, 12x13, 14x15, 16x17, 18x19, 20x22, 24x27, 30x32 mm

12-part

6x7, 8x9, 10x11, 12x13, 14x15, 16x17, 18x19, 20x22, 21x23, 24x27, 25x28, 30x32 mm



Combination wrench set

Chrome vanadium steel, chrome-plated DIN 3113

8-part

8x8, 9x9, 10x10, 11x11, 13x13, 14x14, 17x17, 19x19 mm



Model	No.
Double-ended ring wrench set, 6-32 mm, 10 pcs.	849064
Double-ended ring wrench set, 6-32 mm, 12 pcs.	849065

Model	No.
Combination wrench set, 8-19 mm, 8 pcs.	849554

Double open-ended wrench set

Chrome vanadium steel, chrome-plated DIN 3110

10-part

6x7, 8x9, 10x11, 12x13, 14x15, 16x17, 18x19, 20x22, 24x27, 30x32

12-part

6x7, 8x9, 10x11, 12x13, 14x15, 16x17, 18x19, 20x22, 21x23, 24x27, 25x28, 30x32 mm



Model	No.
Double open-ended wrench set, 6-32 mm, 10 pcs.	849334
Double open-ended wrench set, 6-32 mm, 12 pcs.	849335
Double open-ended wrench set, 12 x 13 mm	849299

Model	No.
Double open-ended wrench set, 16 x 17 mm	849306
Double open-ended wrench set, 18 x 19 mm	849308

EUROLINE

Screwdrivers

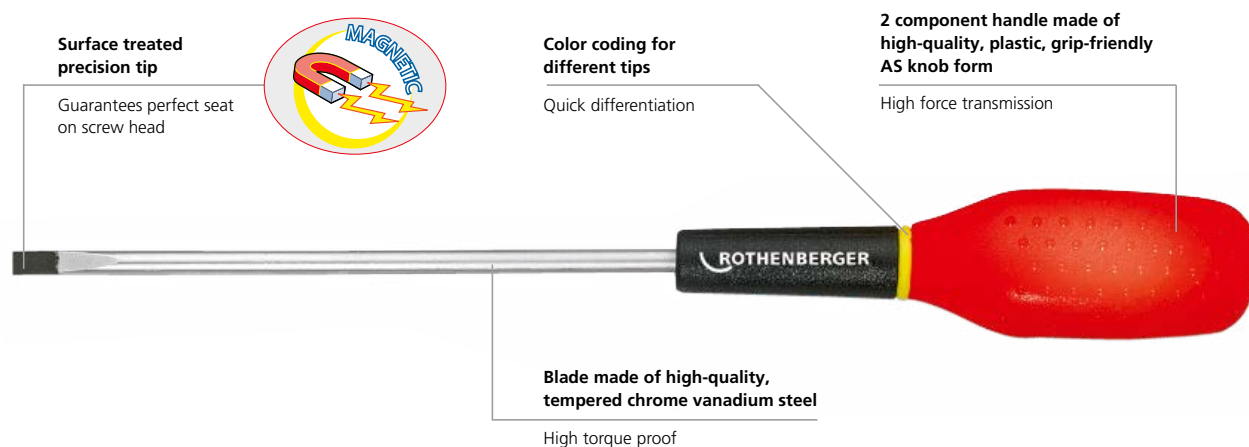
Product profile

KEY FEATURES

- High force transmission with 2 component handle
- High torque
- Guarantees perfect seat on screw head
- Color coding for different tips enables quick differentiation
- Oil, fat and hydrocarbon resistant

CHARACTERISTICS

- Blade made of chrome vanadium steel with high torque and hardness, matt chrome-plated
- Hardened, burnished tip with high durability for reliable force transmission even for tightly secured screws
- Guaranteed perfect seat on screw head, long service life even with long term use
- Handle made of high-quality plastic, grip-friendly AS knob form



Screwdrivers sets

Model	g	No.
Screwdriver set Pozidriv	0.70	73571
Screwdriver set Phillips	0.70	73570

Sets include:	Pozidriv No. 73571	Phillips No. 73570
	3.5 x 75 mm 4 x 100 mm	3.5 x 75 mm 4 x 100 mm
	5.5 x 125 mm 6.5 x 150 mm	5.5 x 125 mm 4 x 100 mm
	PZ 1 x 100 mm PZ 2 x 125 mm	
		PH 1 x 100 mm PH 2 x 125 mm

Phillips screwdriver



Tip design	Model	g	No.
PH 1 x 100	Phillips	80	73152
PH 2 x 125	Phillips	98	73153

Pozidriv screwdriver



Tip design	Model	g	No.
PZ 1 x 100	Pozidriv	80	73161
PZ 2 x 125	Pozidriv	98	73162

Chisel screwdriver set

EUROLINE IMPAKT

Screwdriver with continuous, strengthened blade

Product profile

KEY FEATURES

- One-piece, strengthened blade with metal cap allows directed hammer blows, for example loosening stuck screws

Set (No. 73575) includes:


	5.5 x 100 mm
	6.5 x 125 mm
	8 x 150 mm
	PH 1 x 80 mm
	PH 2 x 100 mm



2 tools in 1!

Color coding for different tips
Quick differentiation

Handle made of high-quality plastic, grip-friendly AS knob form
High force transmission



Constant strengthened blade with metal cap



5-part set (No. 73575) includes: slot screwdriver 55 x 100 (No. 73565), 6.5 x 125 (No. 73566), 8 x 150 (No. 73567), Phillips PH 1 x 80 mm 1 (No. 73536), PH 2 x 100 mm (No. 73537)

Model	g	No.
Chisel screwdriver set EUROLINE IMPAKT, 5 pcs.	950	73575

VDE screwdriver set

Blades made of chrome vanadium molybdenum steel, thoroughly hardened, extrusion-coated blade insulation tightly joined with handle, 1,000 Volt



Model	g	No.
VDE screwdriver set, includes: Slot 2,5 x 75; 4,0 x 100; 5,5 x 125; 6,5 x 150 Phillips PH 1 x 80; PH 2 x 100 and live-wire-tester	680	323126

ROCHECK

Spirit level for angled valves

For exact vertical and horizontal alignment of fittings

KEY FEATURES

- With horizontal and head levels
- One side with 1/2" external screw thread

Precise Installation!



ROCHECK

Spirit level for standard distances

Accurate installations with installation gauge for fittings, with horizontal and vertical levels, unbreakable

KEY FEATURES

- For standard distances: 97 - 120 - 153 - 160 - 170 - 200 - 210 mm

Exact Adjustment!

Exact installation by assembling jig for braces



4-part set (No. 70667) includes: spirit level for angled valves 200 mm (No. 70661), spirit level for standard distances 300 mm (No. 70665), 1 flexible ruler 2 m (No. 252100), steel carrying case (No. 24022)

Model	g	No.
ROCHECK set in steel case	2,260	70667
ROCHECK spirit level for angled valves 200 mm	220	70661
ROCHECK spirit level for standard distances 300 mm	260	70665

Cartridge extractor set

Simple extraction of cartridges in taps



KEY FEATURES

- Simple extraction of cartridges in taps
- 4 adaptors with hook, threaded rod, screw or rivet adaptor for cartridges made before 1979, starting in 1979 and MOEM cartridges, as well as extraction tools

Simple use:

Screw the appropriate cartridge extractor on the threaded rod, attach to the cartridge, guide the cartridge body and counter piece over the thread rod, rotate the t-handle and pull the cartridge out of its seat.

Set (No. 854390) includes: T-handle (No. 854380), screw 12 x 92 (No. 854381), turning handle (No. 854382), threaded rod M10 x 130 (No. 854383), cartridge body 32 x 131 (No. 854384), cartridge extractor with thread (No. 854385), cartridge extractor with hook (No. 854386), cartridge extractor 20 x 45 (No. 854387), counter piece (No. 854388), steel carrying case

Model	g	No.
9-part set	1,250	854390

Tap reseating tool

For exact re-cutting of worn tap seats from leaky spigots

Product profile

KEY FEATURES

- Fast and simple use with exact re-cutting of worn tap seats
- Cylindrical stepped threaded adaptor that is suitable for all conventional fittings
- Adjustable cutting pressure using spring and regulating screw enable precise work
- Exchangeable cutter is always ready for use



Model	Inch	g	No.
Basic Tool with cutter	3/8" - 1"	350	70970
3/8" - 1/2" - 3/4" - 1" in Box			
Basic Tool with cutter	3/8" - 1"	980	70974
3/8" - 1/2" - 3/4" - 1"			
and each with 3 seals in steel compartment			
Basic Tool with cutter	1/4" - 1"	1,060	70972
1/4" - 3/8" - 1/2" - 3/4" - 1"			
and each with 3 seals in steel box			
Basic Tool without cutter		250	70950
Water-tap valve seat cutter			70951
Spare cutter	1/4"	10	70976
Spare cutter	3/8"	10	70954
Spare cutter	1/2"	10	70955
Spare cutter	3/4"	20	70956
Spare cutter	1"	30	70957



Standard spirit level

Six-ring spirit level for applying 1% and 2% gradients!

10 year warranty!



KEY FEATURES

- Deformation-free aluminium rectangular profile, anodised
- Imprinted, centred centimetre scale
- Shock and weather proof
- Horizontal and vertical levels, non-breakable, permanently aligned in carrier
- Measuring accuracy in normal position $0.029^\circ = 0.5 \text{ mm / m}$

Model	L mm	g	No.
Standard spirit level	430	260	1500001583
Standard spirit level	600	340	1500001547
Standard spirit level	1,000	640	1500001548

ROMATIC and ruler

Measuring tape



KEY FEATURES

- Easy handling
- Automatic tape rewind
- With set/stop button that can be used as marker for repeated measurements



Model	Measuring length m	Tape width mm	g	No.
Tape measure ROMATIC	5	19	230	77397
Folding ruler, wooden	2		100	252100

Basin nut wrench

Special chrome vanadium steel, drop forged, very tough



KEY FEATURES

- Optimum force transmission with the T-handle
- Rotatable claw for right and left-handed rotation



Clamping range mm	Clamping range Inch	L mm	g	No.
19 - 32	3/4" - 1.1/4"	235	475	70228

Telescopic basin nut wrench

Chrome-plated, with pivoted reversible jaw for right and left-handed rotation



Telescopic attachment, 4x adjustable in length!

Clamping range mm	Clamping range Inch	L mm	g	No.
10 - 32	3/8 - 1.1/4"	275 - 455	710	70225
20 - 48	3/4 - 1.7/8"	290 - 470	740	70226
32 - 63	1.1/4 - 2.1/2"	290 - 470	780	70227

Sheet metal crimping pliers

Self-opening, PVC coated handles

- For joining of sheets up to 1 mm thick using ripple on pipe end
- Exact and quick adjustment



Inch	L mm	Sheet thickness mm	g	No.
10"	250	1.0	450	71095

Tower pincers / concreter's nippers

Special forged steel, slim head, polished, long plastic covered handles



Inch	L mm	Clamping width mm	g	No.
9"	225	22	330	70118
10"	250	26	440	70119

Basin nut pliers

Special chrome vanadium steel, drop forged, coated with adjustment screw



Model	L mm	g	No.
Basin nut pliers	270	580	351050

ROBOLT bolt cutter

Effortless cutting of construction steel up to 1300 N/mm² (HRC 40), gate steel, concrete steel types I, II, III, IV, pre-stressed concrete steel and steel wire



L mm	L Inch	Cutting performance 490 N/mm ²	Cutting performance 1300 N/mm ²	kg	No. Robolt	No. head
300	12"	5 mm - 3/16"	4 mm - 5/32"	0.75	75010	-
350	14"	7 mm - 1/4"	5 mm - 3/16"	0.98	75011	75021
450	18"	8 mm - 5/16"	6 mm - 1/4"	1.60	75012	75022
600	24"	10 mm - 3/8"	8 mm - 5/10"	2.63	75013	75023
750	30"	13 mm - 1/2"	9 mm - 11/32"	4.00	75014	75024
900	36"	16 mm - 5/8"	10 mm - 3/8"	6.24	75015	75025
1.050	42"	19 mm - 3/4"	11 mm - 7/16"	9.39	75016	75026

Universal grip wrench

Nickel-plated, forged chrome vanadium steel. Firm grip of profiles and flat materials. With lever gear and quick-release lever, adjustable and lockable



Inch	L mm	Clamping width mm	g	No.
10"	250	32	570	70252

General purpose tools

Installation aids

Electrical power combination plier

- Equipped with an integrated ring spanner for M8 and M10 nuts/screws
- Inductive hardened blade to ensure a higher service life
- Asymmetric grip function can be used to grab round or flat materials



1000 V
IEC 60900

L mm	g	No.
180	250	1500003163

Electrical multi insulation stripper

- Improvement of the common insulation stripper and does not need an adjusting screw
- Ideally suitable to strip Ø 5 – 16 mm cable coatings
- The stripping function enables cable stripping of single- or multicore cables up to Ø 5.0 mm



1000 V
IEC 60900

L mm	g	No.
180	230	1500003167

Electrical long nose plier

- Inductive hardened blade to ensure a higher service life
- Integrated M10 ring spanner to tighten/loosen nuts and screws
- Grab wires precisely, the serrated gripping surface ensures a tight, firm grip



1000 V
IEC 60900

L mm	g	No.
200	200	1500003168

Electrical edge cutter

- Inductive hardened blade to ensure a higher service life
- Wave profile of the blade provides an anti-slip function: The wire does not slip out while being cut
- Comfortable handling thanks to ergonomic 3K handles



1000 V
IEC 60900

L mm	g	No.
180	210	1500003164

Electrical power edge cutter

- Inductive hardened blade to ensure a higher service life
- Wave profile of the blade provides an anti-slip function: The wire does not slip out while being cut
- High cutting performance suitable for piano wire up to Ø 2.5 mm



1000 V
IEC 60900

L mm	g	No.
200	300	1500003166

Ergonomic electrical installation plier

- Integrated stripping function, ring spanner and gripping zone for flat and round material
- Multi purpose tool makes lots of other tools obsolete
- Angled design enables low-fatigue working



1000 V
IEC 60900

L mm	g	No.
200	290	1500003169

General purpose tools

Cordless drill driver

Allen key with cross handle

Blade made of chrome vanadium special steel, shiny nickel-plated, shock-resistant handle



Key width SW mm	Blade length mm	g	No.
3	200	30	321523
4	200	40	321524
5	200	80	321525
6	200	100	321526
8	200	130	321528
10	200	220	321529
12	200	290	321530

Allen key set

CV steel 50Cr-V4, achromatised, hardness and torque in compliance with DIN 911

DIN
-Norm



Model	Size mm / Inch	g	No.
Clip holder	2.5 - 3 - 4 - 5 - 6 - 8 - 10 mm	340	70301
Clip holder	3/32 - 1/8 - 5/32 - 3/16 - 1/4 - 5/16 - 3/8"	340	70302
Ring	2 - 2.5 - 3 - 4 - 5 - 6 - 8 - 10 mm	250	321300

RO DD60 cordless drill driver

The RO DD60 can be used as drill and screwdriver



KEY FEATURES

- Quick change of bit retainer and bits, for flexible working
- Spindle with hexagonal recess for screwdriver bits for working without chuck
- Precise working conditions thanks to integrated working light for illuminating the contact area
- Handy belt hook and bit holder can be fixed either on the right or left side

TECHNICAL DATA

Battery voltage:	18 V
Max. torque:	34 Nm / 60 Nm
Weight with battery pack:	1.9 kg
Drill-Ø steel:	13 mm
Drill-Ø soft wood:	38 mm



Set (No. 1000001647) includes: RO DD60 drill driver, RO BP18/2 2.0 Ah battery (No. 1000001652), RO BC14/36 charger EU (No. 1000001654), quick change chuck, quick change bit holder, belt hook and bit case, RO CASE 4414 anthracite (No. 1000001949)

Model	No.
RO DD60 drill driver w/o battery and charger	1 1000002035
RO DD60 drill driver set EU	1 1000001647

General purpose tools

Drill bits

ROBIT PRO

32 pieces



Set (No. 1500002453) includes: 30-bit: 1/4" x 25 mm, PH: 1, 2, 2, 3 mm, PZ: 1, 2, 2, 3 mm, FD: 3, 4, 5, 6 mm, HW: 3, 4, 5, 6 mm, TX: 10, 15, 20, 25, 27, 30, 40 mm, TTX: 10, 15, 20, 25, 27, 30, 40 mm, quick release magnetic bit holder

KEY FEATURES

- Extensive bit set as perfect equipment for professional craftsmen
- High-quality material for heavy usage
- Adjustable belt-clip

Model	No.
ROBIT PRO 32 pcs.	1500002453

ROBIT PRO torsion

15 pieces



Set (No. 1500002454) includes: 14-bit: 1/4" x 25 mm, PH: 1, 2 mm, PZ: 1, 2 mm, FD: 4, 6 mm, HEX: 3, 4, 5 mm, TX: 10, 15, 20, 25, 30 mm, quick release magnetic bit holder

KEY FEATURES


- For extrem usage
- Suitable for an impact wrench
- Special alloy for maximum life time

Model	No.
ROBIT PRO torsion bit set 15 pcs.	1500002454

PROFI PLUS

Twist drill set DIN 338 type N

HSS rolled, all drill diameters in 0.5 mm diameter steps



No. 816990



No. 817003

Model	Drill range mm	Drill quantity	g	No.
In STEELBOX	1.0 - 13.0	25 pcs.	1,400	817003
In ROUND BOX	1.0 - 10.0	19 pcs.	465	816990

General purpose tools

Installation aids

Screw extraction sets

For boring out broken screws or bolts for threads M 5 - M 16

INSTRUCTIONS FOR USE

1. Apply bore with guide bush and the appropriate, ground HSS drill bit. Pre-bore for screws 7 mm diameter and above
2. Insert boring stud (no deformation of the drilled workpiece)
3. Attach boring nut and turn with spanner, do not tilt
4. Use special guide bushes for sunken or protruding rupture points



Instructions for screw extraction

For rough-running threads, spray on solution or apply heat. Boring studs are made of high-quality material, therefore they do not twist or heat up.

Screw extraction sets

Packaged in handy plastic box with spiral drills, guide bushes, boring studs and boring nuts

Set	Set contains complete for	Quantity piece	g	No.
Size 1	M 5 - M 12	21 pcs.	450	71310
Size 2	M 5 - M 16	25 pcs.	580	71311

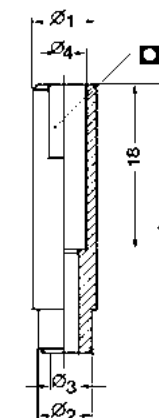
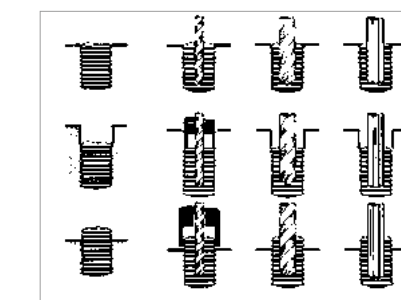


Fig. Screw extraction set, 25 pieces



For thread	Guide bush size	Guide bush No.	mm	Pre-boring No.	mm	Boring No.	Boring stud Gr.	mm	Boring stud No.	Boring nut hex for size	Boring nut No.
M 5	Size 1	71291			3.2	71301	Size 1	3.2	R7128100	Size 1 / SW 10	71286
M 6	Size 2	71292			3.2	71301	Size 2	4.8	R7128200	Size 1 / SW 10	71286
M 7	Size 3	71293	3.2	71301	4.8	71302	Size 3	6.4	R7128300	Size 2 / SW 11	71287
M 8	Size 4	71294	3.2	71301	4.8	71302	Size 4	8.0	R7128400	Size 2 / SW 11	71287
M 9	Size 5	71295	4.8	71302	6.4	71303	Size 5	8.7	R7128500	Size 3 / SW 13	71288
M 10	Size 6	71296	4.8	71302	6.4	71303				Size 3 / SW 13	71288
M 12	Size 7	71297	4.8	71302	8.0	71304				Size 4 / SW 14	71289
M 15	Size 9	71299	6.4	71303	8.7	71305				Size 5 / SW 17	71290
M 16	Size 10	71300	6.4	71303	8.7	71305				Size 5 / SW 17	71290

Toolkit sets

For versatile applications in installation and maintenance

Set (No. 1000002180) includes: 1x thin type lever ratchet handle with 72-teeth gear, 2x extension bars 50mm & 100mm, 1x universal joint, 1x sliding T-head 3/8" x 1/4", 12x sockets: 4-5-5,5-6-7-8-9-10-11-12-13-14mm, in soft foam and ROBOX B2350 (No. 1500002641)

Set (No. 1000002181) includes: 1x 1-1/4" bit holder, 52x bits 1/4" x 25 mm: 13x star bit (torx) 5-6-7-8-9-10-15-20-25-27-30-35-40 mm, 6x hex bit (H) 2-2.5-3-4-5-6 mm, 3x tri wing bit 1-2-3 mm, 5-ribe bit (RM) 5-6-7-8-9 mm, 9-pentalobe bit 7-10-15-20-25-27-30-40-45 mm, 3-spline bit (M) 5-6-8 mm, 6-hex bit SAE (H) 5/64", 3/32", 7/64", 1/8", 9/64", 5/32", 4x torq bit 4-6-8-10 mm, 4x spanner bit 4-6-8-10 mm, in soft foam and ROBOX B2350 (No. 1000002641)

Set (No. 1000002182) includes: 10x bits 90mm: 2x Phillips: 1-2 mm, 2x Pozis: 1-2 mm, 6x torx: 10-15-20-25-30-40 mm with color ring in soft foam and ROBOX B2350 (No. 1500002641)



No. 1000002180

No. 1000002182

No. 1000002181

Model	No.
17 pcs. socket set 1/4", ROBOX	1000002180*
53 pcs. special application bit set 1/4", ROBOX	1000002181*
10 pcs. color ring bit set 1/4", ROBOX	1000002182*

* ROBOX system p. 340

General purpose tools

Drill bits

UNIDRILL

HSS sheet metal cone bit

Step-less and burr-free drilling of holes without deformation, suitable for even the thinnest of sheets, no pre-drilling, can be re-polished, with spot drilling tip for size 3 and above

3-part set (No. 21545) includes: sheet metal cone bit size 1 (No. 21541), size 2 (No. 21542) and size 3 (No. 21543), in plastic cartridge

Size	mm	g	No.
UNIDRILL set with drill paste	3.0 - 30.5	380	21545
EVERCOOL drill paste, 50 g		80	21549



Burr-free drilling



HSS bimetal hole saws

Suitable for carbon steel (up to 700 N/mm² strength), non-ferrous and light metals, plastics, plaster, light construction, fibre, plywood and wood processing

Sets include: hole saw set in plastic case, adaptor holder A1 (No. 114161) and A2 (No. 114162) with center drill, plastic case

Hole saw sets	kg	No.
19 - 22 - 29 - 38 - 44 - 57 mm	1.27	114201
19 - 22 - 29 - 35 - 38 - 44 - 51 - 57 - 64 mm	1.70	114202



No. 114201



No. 114161



No. 114162



No. 114171



Adaptor holder

For HSS bimetal hole saws with center drill

Type	for Hole saw	Adaptor	g	No.
A2	32 up to 152 mm	12 mm - 6-hex	230	114162
Spare center drill, HSS		6.35 mm	20	114171

HSS bimetal hole saws

mm	for use with holder	No.
35	A2	114035
43	A2	114043
54	A2	114054
57	A2	114057

mm	for use with holder	No.
79	A2	114079
83	A2	114083
111	A2	114111
127	A2	114127

General purpose tools

Drill bits

UNICUT HM

Carbide-tipped hole saws for cutting circular holes Ø 16 - 140 mm (5/8 - 5.1/2") without impact



Product profile
APPLICATION AREA
For stationary and free-hand cutting of circular holes. For iron, steel, V2A - V4A, cast, copper, bronze, aluminium, zinc, plastic, fibre-glass, chipboard and wood, light construction plaster boards without impact
KEY FEATURES
<ul style="list-style-type: none"> For use even in high-speed hand drills and stand-mounted drilling machines due to anti-slip shaft Positive cutting angle for good chip removal Includes adaptor holder and replaceable HSS-Co5 centring drill up to 4 mm sheet thickness, cutting depth 10 mm



UNICUT HM

Hole saw set



(Fig. similar)



(Fig. similar)

mm	Inch	g	No.
16	5/8"	100	21316
29		140	21329
32	1.1/4"	180	21332
34		180	21334
35	1.3/8"	190	21335

Set (No. 21300) includes: hard metal hole saws, drill- and extraction paste (No. 21549) and spare centering pin Ø 6 mm (No. 21394), in plastic case

Model	g	No.
UNICUT HM Set 22 - 25 - 28 - 32 - 35 mm	950	21300
Spare centering pin HSS 8 mm		21395

General purpose tools



Cordless impact wrench




UNIDRILL

HSS stepped drill bit

In one step, sheets can be centred, spot drilled, drilled and deburred

3-part set (No. 21313) includes: stepped drill bit size 1 (No. 21305), size 2 (No. 21306) and size 3 (No. 21307), in steel case

Model	 mm	 g	No.
UNIDRILL stepped drill bit set, 3 pcs.	4 - 30	660	21313

Size	 mm	 mm	Shaft mm	 g	No.
3	4 - 30	100	10	185	21307



No. 21313

RO ID400 cordless impact wrench

Enables the quick assembly and disassembly of screws and hexagon nuts. The profiles of pre-wall installations and sprinkler systems therefore no longer pose a challenge.

KEY FEATURES

- Unique brushless motor for quick work progress and highest efficiency for any application
- High torque accompanied by an exceptionally compact design
- Twelve speed/torque levels for a wide range of applications
- Handy belt hook, can be fixed either on the right or left side

TECHNICAL DATA

Battery voltage: 18 V
Weight with Batterypack: 1.9 kg
Max. torque: 400 Nm
Max. no-load speed: 0 - 2,150 rpm
Maximum impact rate: 4,250 rpm

High torque

Accompanied by an exceptionally compact design

Belt hook

Can be fixed either on the right or left side

Twelve speed / torque levels

For a wide range of applications

Maximum power

Intelligent battery management with charge indicator to control the status of charge


Unique brushless motor

For quick work progress and highest efficiency for any application

Bit holder

Can be fixed either on the right or left side

Set (No. 100001648) includes: RO ID400 impact wrench, RO BP18/2 2.0 Ah battery (No. 1000001652), RO BC14/36 charger EU (No. 1000001654), bit holder, belt hook, ROCASE 4414 anthracite (No. 1000001949)

Model		No.
RO ID400 impact wrench w/o battery and charger	1	100002036
RO ID400 impact wrench set EU	1	100001648



No. 1000001949



General purpose tools

Cutting & grinding

RO AG8000 cordless angle grinder

Smaller working steps such as the abrasive removal of hanger bolts or the cutting of a U-profile are handled quickly and easily. The slim design, as well as the rotating battery, enables work to be undertaken in cramped spaces and also simplifies working areas such as the disassembly area.



KEY FEATURES

- Slim design for prolonged comfort when working overhead or in areas with limited space
- Save time and be safe with the tool-free adjustable guard
- Detachable dust protection filter protects motor from coarse particles

TECHNICAL DATA

Battery voltage: 18 V
Weight without Batterypack: 1.7 kg
Idle frequency: 8,000 / min⁻¹
Grinding wheel Ø: 125 mm
Spindle thread: M14

Electronic soft start

For smooth start-up

Quick system

For tool-free disc change by means of a quick-locking nut

Tool-free adjustable guard

Twist-proof

Battery pack can be swiveled

For better working in confined places

Maximum power

Intelligent battery management with charge indicator to control the status of charge

Detachable dust filter

Protects motor from coarse particles


Slim design

For prolonged comfort when working overhead or in areas with limited space

Side handle

Can be fixed either on the right or left side

Set (No. 100001649) includes: RO AG8000 angle grinder, RO BP18/4 4.0 Ah battery (No. 1000001653), RO BC14/36 charger EU (No. 1000001654), guard, quick-locking nut, side handle, dust filter, ROCASE 4414 anthracite (No. 1000001947)

Model		No.
RO AG8000 angle grinder w/o battery + charger	1	100002037
RO AG8000 angle grinder set EU	1	100001649



No. 1300003338

¹⁾ Complete terms and conditions at rothenberger.com/roservice
 RO SERVICE+ only valid in participating countries
²⁾ More information at cordless-alliance-system.com

¹⁾ Complete terms and conditions at rothenberger.com/roservice
 RO SERVICE+ only valid in participating countries
²⁾ More information at cordless-alliance-system.com

Cutting disc assortment

For burr-free and quick cutting of stainless steel, steel, cast iron and stone

Description	No.	Alloyed and unalloyed steel	High strength steel	Tool steel	Rust- and acid-resistant steel	Edged steel profiles	Steel panel	Welded joints	Edged stainless steel profiles	Cast	Aluminium alloying	Copper	Brass / bronze
Cutting disc INOX PROFI PLUS (115 x 1 x 22)	071533D	●	●	●	●	●	●	●	●	○	●	●	●
Cutting disc INOX PROFI PLUS (125 x 1 x 22)	071534D	●	●	●	●	●	●	●	●	○	●	●	●


●● = very well suited ● = well suited ○ = partially suited

INOX PROFI PLUS

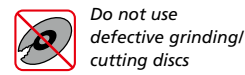
Grinding / cutting discs for stainless steel (1 mm)

For thin sheet metal (e.g. in body work, tank equipment and container construction), steel cable, thin-walled profiles and pipes made of stainless steel and NE metals, composite materials (GFK), high-temperature materials

- This very thin wheel enables a one-of-a-kind clean cut with a minimum of effort in a short amount of time
- Millimetre accurate use, vibration-free operation without thermal blue discolouration or burr formation (burr-free)



Model	Dimensions mm	Weight g	Quantity	No.
PROFI PLUS box 115	115 x 1 x 22	350	1(10)	25 071533D
PROFI PLUS box 125	125 x 1 x 22	450	1(10)	25 071534D



Chisel

High-quality, fully coated steel chisels with high life time. The construction and cutting edge geometry enable a heavy stock removal



Set (No. 1500002829) includes: flat chisel SDS-plus (No. 1500002825), sharp chisel SDS-plus (No. 1500002826), tile chisel SDS-plus, 40 mm (No. 1500002828), ROBOX B2650 (No. 1000002763)

Model	Length	No.
Tile chisel 80 mm SDS-plus 170 mm	170 mm	1500002824
Flat chisel SDS-plus 250 mm	250 mm	1500002825
Sharp chisel SDS-plus 250 mm	250 mm	1500002826
Hollow chisel 22 mm SDS-plus 250 mm	250 mm	1500002827
Tile chisel 40 mm SDS-plus 250 mm	250 mm	1500002828
Chisel set, 3 pcs. SDS-plus w/ ROBOX*		1500002829



RO RH4000 cordless rotary hammer

The notion of compatibility improves the craftsmanship of the professional plumbers. With the help of the new cordless rotary hammer, slots can easily be drawn, tiling can be knocked into place and pipe clamps can be fastened. There are no working hindrances due to empty batteries, thanks to the ROTHENBERGER battery platform.

KEY FEATURES

- Combination hammer with 3 functions: hammer drilling, drilling and chiselling
- Variospeed (V) electronics for working at customised speeds to suit various application materials
- S-automatic safety clutch: mechanical decoupling of the drive for safe working should the drill stop unexpectedly
- LED work light for optimum view of the drilling site
- Battery packs with capacity display for checking the charge status

TECHNICAL DATA

Battery voltage:	18 V
Weight with battery pack:	2.9 kg
Max. single blow energy (EPTA):	2.2 J
Maximum impact rate:	4,000 /min.
Drill-Ø concrete with hammer drills:	24 mm
Drill-Ø masonry with core bits:	68 mm
Drill-Ø steel:	13 mm
Drill-Ø soft wood:	25 mm
No-load speed:	0 - 1,100 /min.
Bit retainer:	SDS-plus



Maximum power
Intelligent battery management with charge indicator to control the status of charge

LED light
Integrated working light to illuminate the contact area

Set (No. 1000001649) includes: RO RH4000 rotary hammer (No. 1000002038), RO BP18/4 4.0 Ah battery (No. 1000001653), RO BC14/36 charger EU (No. 1000001654), hammer chuck for tools with SDS-plus shank end, rubber-coated side handle drilling depth guide, RO CASE 4414 anthracite (No. 1000001948)

Model	No.
RO RH4000 rotary hammer w/o battery + charger	1 1000002038
RO RH4000 rotary hammer set EU	1 1000001650

¹ Complete terms and conditions at rothenberger.com/roservice
RO SERVICE+ only valid in participating countries
² More information at cordless-alliance-system.com

General purpose tools

Drill bits & lamp

SDS-plus hammer drill



Model	Ø	No.
Hammer drill SDS-plus	6 x 110 mm	111405
Hammer drill SDS-plus	6 x 160 mm	111406
Hammer drill SDS-plus	8 x 110 mm	111411
Hammer drill SDS-plus	8 x 210 mm	111413
Hammer drill SDS-plus	10 x 110 mm	111418
Hammer drill SDS-plus	10 x 160 mm	111419
Hammer drill SDS-plus	10 x 450 mm	111422
Hammer drill SDS-plus	12 x 160 mm	111424

Model	Ø	No.
Hammer drill SDS-plus	12 x 260 mm	111426
Hammer drill SDS-plus	14 x 260 mm	111432
Hammer drill SDS-plus	16 x 210 mm	111439
Hammer drill SDS-plus	18 x 450/410 mm	111447
Hammer drill SDS-plus	20 x 450 mm	111422
Hammer drill SDS-plus	22 x 450 mm	111452
Hammer drill SDS-plus	25 x 450 mm	111455

RO FL180 cordless LED lamp

The RO FL180 is the perfect companion for plumbing technicians and heating engineers. Due to its size and various adjustment functions, the RO FL180 emits the perfect amount of light and facilitates the everyday work of professional tradesmen.



KEY FEATURES:

- Powerful LED inspection lamp for uniform, bright illumination of the working area
- Compact and handy for versatile use
- Lamp head can be turned and swivelled through 180° providing almost infinite positions for the lamp
- Swivelling hook for suspending the lamp

TECHNICAL DATA

Max. lumin. flux:	440 lm
Max. operation time per battery charge:	18 V / 2.0 Ah: 4.5h / 18 V / 4.0 Ah: 9.1h
Weight without Battery pack:	0.46 kg

Powerful LED inspection lamp

For uniform, bright illumination of the working area

Robust aluminum die-cast housing

For use on construction sites

Rotatable lamp head

Can be turned and swiveled through 180° providing almost infinite positions for the lamp

Compact and handy

For versatile use

Maximum power

Intelligent battery management with charge indicator to control the status of charge



Set (No. 1000001651) includes: RO FL180 LED lamp, RO BP18/2 2.0 Ah battery (No. 1000001652), RO BC14/36 charger EU (No. 1000001654), RO CASE 4212 anthracite

Model	☐	No.
RO FL180 LED lamp w/o battery and charger	1	1000001734
RO FL180 LED lamp set EU	1	1000001651

General purpose tools

Battery & charger



CAS battery packs and charger

Unlimited combinations: Now you can combine machines, battery packs and chargers of different manufacturer with each other without any problems. CAS uses the world's most powerful battery pack system in the industry - from Metabo.

With more than 30 years of battery pack expertise, Metabo is pioneer in the battery pack technology and in the topic of "cordless construction site".

In comparison to the Li-Ion 4.0 Ah, the Li-HD 4.0 Ah is having less weight, a slimmer design, but still the same performance.

Intelligent battery management

Permanent Electronic Single Cell Protection (ESCP) when charging, for particularly long life



No. 1000001652



No. 1000001653



No. 1000001649



No. 1000001648

High robustness due to outer rubber

Capacity control for a permanent control of the filling level


66% faster charging

In comparison to the battery charger of the ROMAX 3000



Model	☐	No.
RO BP18/2, 2.0 Ah 18 V Li-Power battery	1	1000001652
RO BP18/4, 4.0 Ah 18 V Li-Power battery	1	1000001653
RO BP18/4, 4.0 Ah 18 V Li-HD battery	1	1000002548
RO BP18/8, 8.0 Ah 18 V Li-HD battery	1	1000002549
RO BC 14/36 battery charger, 230 V, EU	1	1000001654

100% compatibility for over 140 machines in the 18 V class!



General purpose tools

Hammers, chisels, pin punches

Fitter's hammer

Complies with **DIN 1041**, hickory wooden handle, head secured by sealed shaft



Head weight	Total weight	No.
300 g	470 g	322823

Lump hammer

Complies with **DIN 6475**, hickory wooden handle, head secured by sealed shaft



Head weight	Total weight	No.
1,250 g	1,380 g	322922

Chisel

Safety tempered impact head prevents splintering off the chisel head

- Silver lacquered tip
- Chrome-manganese-silicon-steel



No. 77050



No. 25811

Model	Length mm	Shaft mm	Cutting width mm	without hand protection	with hand protection	No.
Mason chisel, flat	300	16	22	470 g	560 g	77050
Slotted chisel	235	26 x 7	26	245 g		25811


General purpose tools

Vices

Parallel vice

With forged and hardened pipe jaws, steel forged underneath the parallel vice jaws

- Non-breakable
- Protected, powerful spindle with trapezoidal thread
- Re-adjustable double-sided guide
- Anvil base for levelling and compressing work



Jaw width mm	Clamping width mm	Clamping depth mm	for pipes Inch	for pipes mm	kg	No.
120	125	65	3/8 - 1.1/2"	16 - 55	8.7	070705X
140	150	80	3/4 - 2"	27 - 70	15.6	070735X

Chain pipe vice

Tough, powerful design with V-shaped support, bending device, pipe support, wear-resistant jaws are forged and hardened, powerful chain, quick fastening due to offset lever and pre-tensioning screw, simple conversion to other pipe diameters, extremely robust powder epoxy coating

- V-shaped pipe supports with teeth and bridge prevent undesired bending during clamping
- Exchangeable jaws



For pipes / Inch	for pipes / mm	kg	No.
1/8 - 2.1/2"	10 - 76	3.8	70713
Spare jaw		0.7	70734
Spare chain		0.5	70731
1/8 - 4"	10 - 114	6.2	70714
Spare jaw		0.8	70721
Spare chain		0.6	70732
1/8 - 6"	10 - 165	9.3	70715
Spare jaw		0.9	70722
Spare chain		1.3	70733

Pipe vice

Foldable, with automatic closing hook, upper jaw and lower support jaw milled and hardened. Powerful smooth-running spindle. Durable epoxy-powder coated

- Reliable hold: Pipe support and movable upper jaw



For pipes / inch	for pipes / mm	kg	No.
1/8 - 2"	10 - 60	3.7	70710
Spare jaws (contains: 3 pcs.)		0.2	70670
1/8 - 3"	10 - 89	7.9	70712
Spare jaws (contains: 3 pcs.)		0.2	70672
1/8 - 4"	10 - 114	11.7	70711
Spare jaws (contains: 3 pcs.)		0.2	70671

ROBOY clamping workbench

For on-site repair and service work

- Portable, handy and practical workbench with the smallest dimensions
- Mountable on door frames or walls: Prevents floor damage and saves space
- Pressure plate is coated with rubber to protect against damage
- Spindle with trapezoidal thread for quick adjustment
- With height-adjustable support pipe for additional stability



Parallel vice (No. 070705X) and rotatable table not included

Model	Dimensions / mm	kg	No.
ROBOY	650 x 400	14.9	70700

General purpose tools

Workbenches

Tripod uni workbench

With / without integrated chain vice

- Collapsible, extremely stable frame
- Attachment of various tools is possible
- Screw fixture for 1" pipe to enable overhead support of the unit
- **with integrated chain vice**
- Bending of pipes Ø 3/8" - 1/2" - 7/8"
- **without integrated chain vice**
- Bending of pipes Ø 3/8" - 1/2" - 3/4"
- Universal vice attachments applicable for pipe vice (No. 70710) and chain pipe vices (No. 70713, 70714, 70715)



Working unit

With pipe vice 1/8" - 2"

- Collapsible, stable, non-slip frame
- with folding pipe vice, bending holes and large tool tray

Model	kg	No.
Tripod universal workbench w/ chain vice	16.0	70752
Tripod universal workbench w/o chain vice	15.3	70751
Tool 1/8" - 2"	21.0	70740

Telescopic workbench

- Stable, collapsible steel tube frame with the smallest dimensions
- Portable, handy and practical
- With tough beech wood plate for an optimal work surface
- Steel edges all around: ideal for vice machining
- Individually removable supporting legs for working steps with ease



Model	Size mm	kg	No.
Telescopic workbench	700 x 450 x 30	17.4	070699X

Universal workbench

- Stable and tough, easy to transport: collapsible tubular frame
- Optimum work surface: work plate made of processed beech wood
- Model "Pipe-fitter" steel edges all around: ideal for vice machining



Model	Size mm	kg	No.
Installer	1,200 x 550 x 835	30	070690X
Pipe-fitter	1,000 x 700 x 835	32	70696
Pipe-fitter	1,200 x 750 x 835	38	70698

General purpose tools

General aids & tool bags

Hemp dispenser with roll



Model	kg	No.
Roll 40 g / 40 m	1	70623

All-purpose marker

Writes on tile and glass



Carpenter pencil



Model	kg	No.
All-purpose marker	1	856911
Carpenter pencil	1	856907

Cutter knife



Model	kg	No.
Cutter knife w/ 4 blades, 18 mm	1	150000087
Blades for cutter knife (10 pcs.)	1	1500001299

Trendy tool bag

- Lots of storage room for all your tools



Tool bag

- Offers a lot of pockets and tool holders with a waterproof plastic bottom



Tool bag, small

- Offers a lot of pockets and tool holders with a waterproof plastic bottom



Tool bag, HEAVY DUTY

- Especially stable with the stable plastic bottom



Model	kg	No.
Trendy tool bag (380 x 300 x 370 mm)	1	402311
Tool bag (450 x 285 x 335 mm)	1	1500001320

Model	kg	No.
Tool bag, small (280 x 360 x 230 mm)	1	1500002182
Heavy duty tool bag (620 x 250 x 350 mm)	1	402317

Toolbox apprentice

- Lots of storage room for all your tools



Belt bag

- Very light, handy bag for the most important tools
- Keeps the tools organized and easy to grab when needed



Model	kg	No.
Toolbox apprentice	1	402312
Belt bag (250 x 120 x 310 mm)	1	1500001460
Belt for belt bag	1	1500001461

Trendy shoulder toolbox

- Very light, handy bag for the most important tools



Tool bag universal

- Ideal for hand tools with straps and flaps inside the roll cover



Model	kg	No.
Trendy shoulder toolbox (250 x 220 x 140 mm)	1	402308
Tool bag universal (220 x 440 x 230 mm)	1	1500002230

General purpose tools

Tool bags

Apprentice set, 50 pcs.

Tough installation toolbox completely equipped with all the tools the craftsman needs

- Extensive and practical tool assortment
- Case made of galvanized steel
- Dimension: 530 x 200 x 200 mm



Set (No. 19166) includes: water pump wrench type SP 10", corner pipe wrench Super S (1"), ALU-spirit level, anodized (500 mm), hacksaw frame (300 mm), 10x HSSE 4 PLUS saw blades, fitter's hammer (300 g), lump hammer (1,250 g), PUK-hacksaw (290 mm) + 12x saw blades, basin nut wrench, stone chisel flat (300 x 16 mm), express spanner, UNI-stepped key + ratchet, EUROLINE screwdriver set (Phillips), chassis punch (32 mm round), allen key set, 7-parts, wooden ruler (2 m), carpenter pencil, TUBE CUTTER 35 (6-35 mm), MINICUT I PRO (3-16 mm), extension key, corner pipe wrench Super S (1.1/2"), cutter knife, ROGRIP F 10" 1K, installer toolbox, dimensions: 530 x 200 x 200 mm

Model		No.
Apprentice set, 50 pcs.	1	19166

General purpose tool set, 57 pcs.

Tool bag with a lot of pockets and tool holders with a waterproof plastic bottom. The set offers a good selection of high quality tools for every craftsman.



Set (No. 1000001425) includes: TUBE CUTTER 35 DURAMAG (6 - 35 mm), UNI-stepped key + ratchet, Uni-small saw PUK, 10x saw blade for PUK-saw metal, saw bow ROBO Super, 10x saw blades BI-METALL HSSE 4 Plus, express spanner (M10, SW 17 x 19), EUROLINE screwdriver set (2x PH, 4x Sslot), spirit level, carpenters pencil, flexible ruler, MINICUT I Pro (3-16 mm), profi universal knife, hammer with hickory wooden handle, electrician chisel, flat, sanitary four way key, ROGRIP M XL (3.1/2"), ROGRIP M 10" 1K, ROGRIP M 7" 1K, ROCUT TC 42 (0-42mm), double-end box wrench set (10 pcs., 6-32 mm), tool bag (450 x 285 x 335 mm)

Model		No.
General purpose tools set, 57 pcs.	1	1000001425

General purpose tool set, 13 pcs.

Compact tool bag with a lot of pockets and tool holders with a waterproof plastic bottom. The set offers a good selection of high quality tools for every craftsman.



Set (No. 1000001745) includes: EUROLINE screwdriver set, water pump plier SP 10", water pump plier SP 7", professional cutter knife, MINI MAX Tube Cutter, 3-28 mm, GRATFIX H55 with spare blade, ring ratchet express spanner, M10, 17x19, sanitary four way key multifunctional 3/8-1", flexible ruler, wooden, 2 m, aluminum spirit level, carpenter pencil, safety glasses UVEX, tool bag (280 x 360 x 230 mm)

Model		No.
General purpose tools set, 13 pcs.	1	1000001745

General purpose tools

Case system

ROCASE case system

	ROCASE 4212	ROCASE 4407	ROCASE 4414	ROCASE 6414	ROCASE 6427
					
	No. 1300003334	No. 1300005506	No. 1300003541	No. 1300003336	No. 1300003337
Outer dimension:	390 x 190 x 120 mm	390 x 390 x 70 mm	390 x 390 x 140 mm	590 x 390 x 140 mm	590 x 390 x 270 mm
Inner dimension:	377 x 150 x 100 mm	349 x 356 x 51 mm	348 x 352 x 122 mm	548 x 352 x 122 mm	548 x 352 x 250 mm
Volume in l:	5.7 l	6.3 l	14.9 l	23.5 l	48.2 l
Weight:	0.63 kg	1.2 kg	1.30 kg	1.89 kg	2.64 kg
Color:	red, anthracite	red	red, anthracite	red	red
Quantity of inlays (currently changed):	7		16	6	1



Model		No.
ROCASE 4212 red, without inlay 39 x 19 x 12 cm	1	1300003334
ROCASE 4212 anthracite, without inlay, 39 x 19 x 12 cm	1	1300003649
ROCASE 4407 red, without inlay 39 x 39 x 7 cm	1	1300005506
ROCASE 4414 red, without inlay 39 x 39 x 12 cm	1	1300003541
ROCASE 4414 anthracite, without inlay, 39 x 39 x 14 cm	1	1300003338
ROCASE 6414 red, without inlay, 59 x 39 x 14 cm	1	1300003336
ROCASE 6427 red, without inlay, 59 x 39 x 27 cm	1	1300003337

General purpose tools


Case system

ROCASE shoulder belt

Model		No.
ROCASE shoulder belt with logo	1	1500002239



No. 1500002239



No. 1500002450

ROCASE 4212/4414 pluck foam inlay

Model		No.
ROCASE 4212 pluck foam inlay	1	1500002449
ROCASE 4414 pluck foam inlay	1	1500002450

ROCASE 4414 with tray and ROBOX

Set includes: ROCASE 4414, 2x ROBOX tray, 12x ROBOX B2350 (No. 1500002641)

Model		No.
ROCASE 4414 red, with 2 trays and ROBOXES	1	1000002108



No. 1000002108



No. 1000002109



No. 1500002763

No. 1500002641

ROBOX set for ROCASE 4414

Set includes: 1x ROBOX tray, 6x ROBOX B2350 (No. 1500002641)

Model		No.
ROBOX set for ROCASE 4414	1	1000002109

ROBOX

Model		No.
ROBOX B2350, 192 x 114 x 50 mm	1	1500002641
ROBOX B2650, 364 x 114 x 50 mm	1	1500002763

ROCASE 4407 with ROBOX

The ROCASE with a transparent lid is compatible with the other cases. In the inside of the case there is a structure to fix the ROBOXes.

KEY FEATURES:

- Optimisation of the daily work because items are perfectly organised into the case

Set includes: ROCASE 4407, 6x ROBOX B2350 (No. 1500002641)

Model		No.
ROCASE 4407 with ROBOX, 390 x 390 x 70 mm	1	1000002625



ROCASE trolley

The ROCASE trolley allows an easy transportation of the ROCASE system and other bulky loads. It is foldable really easily and can be stored in the car. To fix the load at the trolley there is a strap included.

KEY FEATURES

- Load capacity up to 120 kg
- Ideal to carry ROCASEs
- Big wheel diameter: easy to go over stairs
- Including a long strap with hooks to fix the load

Model		kg	No.
ROCASE trolley, 78 x 48.5 x 6 cm	1	7.0	1000002628



Cases not included

ROBUCKET

The ROBUCKET is a tool bucket for a versatile usage and can be fixed at the ROCASEs. To organise also small items in the bucket there is a ROBOX B2650 in the set included.

KEY FEATURES

- Handle allows comfortable transport
- ROBOX B2650 can be stored inside the bucket to stow accessories
- Liter display in the inside of the bucket
- Belt mount for shoulder straps

Model		kg	No.
ROBUCKET with 1x ROBOX B2650, 39.5 x 31.2 x 32.1 cm	1	1.6	1000002627



Hand tool kit 4414, 18 pcs.

Tool set in the ROCASE system with useful bags and tool holders.

KEY FEATURES

- Wide and practice-oriented tool range
- Dimensions: 390 x 390 x 140 mm

Set (No. 1000001955) includes: TUBE CUTTER 35 DURAMAG, ROCUT TC 42, ROGRIP M 7" 1K, ROGRIP M 10" 1K, ROGRIP XL, pipe wrench 1", uni stepped key set and ratchet, SWO adjustable wrench, EUROLINE screwdriver set, standard spirit level 430 mm, ROMATIC and ruler, shoulder belt with logo, in ROCASE completely

Model		No.
Hand tool kit 4414, 18 pcs.	1	1000001955



General purpose tools

Case system

ROCASE sets with ROBOX 5

The ROCASE sets contain separate handtool and trimming sets for pipe working

KEY FEATURES

- Handy and reusable individual packaging of the tool sets
- Case with click-system for easy transport



No. 1000002195



No. 1000002197



No. 1000002199



No. 1000002223

Set (No. 1000002195) includes: ROCASE 4414 red without inlay and holder (No. 1300003541), plier set 3 pcs. (Super S 1"), ROBOX (No. 1000002188), TUBE CUTTER TC35 + cutting wheels, ROBOX (No. 1000002190), MINICUT I PRO + MINI MAX, ROBOX (No. 1000002191), TUBE CUTTER INOX + cutter wheels, ROBOX (No. 1000002192), plastic tube shear ROCUT TC 42, ROBOX (No. 1000002193), 17 pcs. socket set 1/4" (No. 1000002180), 53 pcs. special application bit set 1/4" (No. 1000002181), 10 pcs. color ring bit set 1/4" (No. 1000002182), ROBOX B2350 (No. 1500002641)

Set (No. 1000002197) includes: ROCASE 4414 red without inlay and holder (No. 1300003541), plier set 3 pcs. with ALUDUR, ROBOX (No. 1000002189), TUBE CUTTER TC35 + cutting wheels, ROBOX (No. 1000002190), MINICUT I PRO + MINI MAX, ROBOX (No. 1000002191), TUBE CUTTER INOX + cutter wheels, ROBOX (No. 1000002192), plastic tube shear ROCUT TC 42, ROBOX (No. 1000002193), 17 pcs. socket set 1/4" (No. 1000002180), 53 pcs. special application bit set 1/4" (No. 1000002181), 10 pcs. color ring bit set 1/4" (No. 1000002182), ROBOX B2350 (No. 1500002641)

Set (No. 1000002199) includes: ROCASE 4414 red without inlay and holder (No. 1300003541), plastic tube shear ROCUT TC 42, ROBOX (No. 1000002193), 17 pcs. socket set 1/4" (No. 1000002180), 53 pcs. special application bit set 1/4" (No. 1000002181), ROBOX B2350 (No. 1500002641), plier set 3 pcs. (Super S 1"), ROBOX (No. 1000002188), TUBE CUTTER TC35 + cutting wheels, ROBOX (No. 1000002190), MINICUT I PRO + MINI MAX, ROBOX (No. 1000002191)

Set (No. 1000002223) includes: ROCASE 4414 red without inlay and holder (No. 1300003541), plastic tube shear ROCUT TC 42, ROBOX (No. 1000002193), 17 pcs. socket set 1/4" (No. 1000002180), 53 pcs. special application bit set 1/4" (No. 1000002181), ROBOX B2350 (No. 1500002641), plier set 3 pcs. (Super S 1"), ROBOX (No. 1000002188), TUBE CUTTER TC35 + cutting wheels, ROBOX (No. 1000002190), TUBE CUTTER INOX TC35 + cutting wheels, ROBOX (No. 1000002222)

Model	kg	No.
103 pcs. handtool set with corner pipe wrench, ROCASE	7.07	1000002195
103 pcs. handtool set with one-handed pipe wrench ALUDUR, ROCASE	7.17	1000002197
94 pcs. handtool set with MINICUT and MINI MAX, ROCASE	5.59	1000002199
98 pcs. handtool set with INOX TUBE CUTTER TC35, ROCASE	5.61	1000002223

Cordless Alliance System:

One battery, many solutions.



ROTHENBERGER is part of it!

Discover cordless freedom! Profit from **100% compatibility** of machines, battery packs and chargers in one cross-manufacturer system! With CAS the **world's most powerful battery pack system** in the industry from Metabo and more than **30 years of battery pack competency** are now available for ROTHENBERGER machines. How do you benefit from it? **Maximum reliability**, clear **cost advantages** and **high investment reliability**.

More information can be found at www.cordless-alliance-system.com

Item	Page	Item	Page	Item	Page
#		Cartridge extractor set	318	Expander A0	81
3-piece pressure hose sets	281	CAS battery packs and charger	211, 333	Expander adaptor type S	82, 85
A		Ceramic protection hose	234	Expander head compatibility	86
ACCESSORIES HD 11/90, 13/100, 17/190, 19/180	247	Chain pipe cutter	17	Expander heads	80
Adaptor holder	326	Chain pipe vice	335	Expander head type S	82
Adaptor magazines	234	Chain pipe wrench	307	Express spanner	310
Adjustable wrench	291, 314	Chain-spinning heads	238, 241	Extensions	160
AIRPROP	156	Chisel	330, 334	Extensions for drill bits	50
Allen key set	323	Chisel screwdriver set	317	Extraction rotor RODIADUST	51
Allen key with cross handle	323	Clamping device for electric socket welding	261	Extractor cam pincer	90
ALLGAS 2000 PS 0.5 / 2 Basic	167	Clutch jaw for R 750	234	Extractor support	90
ALLGAS 2000 PS 0.5 / 2 Compact	165	Clutch jaws	234	F	
ALLGAS 2000 set	164	Combination wrench set	315	Fitter's hammer	334
ALLGAS 2000 welding tips	165	Concrete / masonry fixing set	49	Fitting key	308
ALLGAS Mobile Pro	166	Copper rings 1.1/4"	49	Fitting soft solder	174
All-purpose marker	337	Copper tube bending springs	61	Fitting solders	175
Ammonia stone	172	Corner pipe wrench 45°	305	Fittings wrench 90°	308
Analogue manifolds	280	Cross-blade cutter, serrated	238, 240	Flame reflectors	173
Apprentice set, 50 pcs.	338	Cutter knife	337	Flange adaptor clamping unit	263
Automatic ratchet telescopic pipe cutter	17	Cutter wheels	253	Flanged riveted expander heads	82
B		Cutting disc assortment	330	Flaring and bending set	94
Ball head cutter	242	Cylinder pressure reducer	171	Flexible pipe welding attachments	165
Band saw blades for PORTACUT	27	Cylinder transport trolley	170	Flux brush	176
Basic clamping set 110 mm	263	D		Four-blade cutter	240
Basic clamping set P 160	265	Deburrer adaptor I / II	31	Funnel auger	238, 239
Basic clamping set P 250 A	267	Double clamp short	261	G	
Basin nut pliers	321	Double-ended ring wrench set	315	Gas test plug / adaptor	189
Basin nut wrench	320	Double open-ended wrench set	315	General purpose tool set, 13 pcs.	338
Battery pack system – CAS	211, 333	Drop-head auger	239	General purpose tool set, 57 pcs.	338
Belt bag	337	DUAL HOSES A/O	170	GRATFIX HSS / UNIGRAT	32
Bending spray	61	DURA LAZER TEC	108	Grease cutter	240
Blowback prevention	171	DX High Speed Plus	47	Grooved water pump pliers CL	303
»B« MaxiPro	102	universal drill bits		H	
Bolt driver	311	E		Hand-held welding mirror	172
Bottle connection and adaptors	290	EASYGRIP	309	Hand roll groover 1 - 12"	142
Brush attachments	211	Electrical edge cutter	322	Hand tool kit 4414, 18 pcs.	341
Bulb auger	238, 239	Electrical long nose plier	322	Hand wire brushes	173
Burners cleaner	172	Electrical installation plier	322	Hard solder paste LP 5	176
C		Electrical installation plier	322	Hard solder powder HKM	176
Calculation examples bending	71, 72	Electrical multi insulation stripper	322	Hard solder rings S 2	176
Carbide-tipped cutters	238, 242	Electrical power combination plier	322	Hard solders	177
Carpenter pencil	337	Electrical power edge cutter	322	HD 11/90	246
		Electro-hydraulic expander pistol	85	HD 13/100	246
		ENORM 4"	20	HD 17/190	247
		EUROLINE	316	HD 19/180 B	247
		EVERCOOL	90	Heating plate	263, 267

Item	Page	Item	Page	Item	Page
Hemp dispenser with roll	337	One-handed pipe wrench	306, 307	R 100 SP	232
High Speed Plus natural stone	46	One-handed type R	315	R 140 B	233
HM cutter clade inserts	253	Oxy-acetylene hoses	170	R 550	226
House connection test set	190	Oxygen hoses	170	R 600	226
HSS bimetal	30	Oxygen refilling bend	171	R 650	227
HSS bimetal hole saws	326	P		R 750	227
HSSE 4 Plus	26	Parallel vice	335	Ratchet spanner ROCLICK	314
Hydraulic expander system H 600	84	Peeling device for electric socket welding	261	RE 17 cutting tips and heating burners	169
I		Phillips screwdriver	316	RE 17 three-gas system	168
INOX Profi Plus	330	Pipe cutters and spare parts	21	RE 17 UNIVERSAL pipe welding	169
Interchangeable press jaws	110	Pipe roughing wrench 3/8 - 2"	141	RE 17 welding attachments	169
Internal brushes for copper pipe	173	Pipe supporting column	141	Reducing / extension pieces	245
J		Pipe vice	335	Reduction inserts P 110	263
Jacket pipe cutter	24	Pipe welding grip pliers	309	Reduction inserts P 160 SANILINE	265
L		Pipe wrench 90°	305	Reduction inserts P 250 A	267
Lightweight steel cylinders, filled	170	Plastic pipe chamfering unit	32	Reeling flaring tool	93
Lump hammer	334	Plate fin comb	291	Refilling adaptor	161
M		PORTACUT 185 BSR / BSP	27	Refrigerant for air-conditioning	288
Magnet welding mirror	172	Pozidriv screwdriver	316	Replacement safety foot switch	141
Manifold sets	280	Precision die heads	134, 140	Retrieving auger	238, 239
Manual drain cleaner type 3 S	224	Precision double flaring press	91	Ring ratchet express spanner	310
Manual trimmer unit	263	Precision threading dies	140	Ring ratchet spanner	314
MAPP gas	154	Press chains standard	112	Riveted expander heads H2	85
Maxigas 400	155	Press jaws compact	109	RO AG8000 cordless angle grinder	329
Metal saw frame	26	Press jaws standard	110, 111	ROAIRVAC R32	284
MINIBEND	60	Press jaws standard 3-elemental	111	ROAIRVAC R32 Series	285
MINICUT 2000	16	PRISMACUT	38	ROBEND 3000/4000	68 - 70
MINICUT I PRO / II PRO	16	Pro bender	59	ROBEND H+W PLUS	62, 63
MINI MAX	16	Professional sets	304	ROBIT PRO	324
MLP internal bending springs	61	PROFI PLUS	324	ROBOLT bolt cutter	321
MULTI 300	159	Propane hose cut-off valve	161	ROBO Mini	26
propane soft soldering kit		Propane hoses	161	ROBO Super	26
MULTIBEND standard bender 180°	59	Propane regulators	161	ROBOX	340
Multigas 110	155	Propane steel cylinder	161	ROBOX plier sets	304
Multigas 300	155	Protective guard for pressure reducer	171	ROBOX set for Rocase 4414	340
MULTI MOBILE set	158	Protective rubber cap	171	ROBOY clamping workbench	335
N		Pull bending	72	ROBUCKET	341
Neutralizer powder	220	Push bending	70	ROBULL type E	64, 65
NIPPEL MAX	141	Q		ROBULL type ME	66, 67
Nitrogen set	282	Quad clamps	261	ROCADDY 120 R32	278
O		Quick clamping column	49	ROCAL 20 / ROMATIC 20	219
One-handed corner pipe wrench	307	R 80	232	ROCAL Acid Multi / Plus	220
				ROCAM 4 Plus	208, 209
				ROCAM camera heads	210
				ROCAM PE-X expander	79
				ROCASE pluck foam	340

Item	Page	Item	Page	Item	Page
ROCASE case system	339	Rolling skids	211	ROWELD P 63 S-6 Sword	256
ROCASE sets with ROBOX	342	ROLOCK COMBI KIT expander / tee-extractor	87	ROWELD P 63 S-6 Sword sets	257
ROCASE shoulder belt	340	ROLOCK expander power torque	78, 79	ROWELD P 110	262
ROCASE trolley	341	ROLOT	177, 178	ROWELD P 125	255
ROCHECK	318	ROMATIC and ruler	320	ROWELD P 160 SANILINE	264, 265
ROCHECK	318	ROMAX 3000 AC	106	ROWELD P 250 A	266
ROCLEAN function	218	ROMAX 4000	104, 105	ROWELD ROFUSE Sani 160/315	259
ROCLICK	313	ROMAX AC ECO	107	ROWELD type Premium	269
ROCOOL 600	279	ROMAX Compact TT	100, 101	ROWELD type Premium CNC	270
ROCUT	22, 23	ROMAX expander AC ECO MAXI	83	ROWELD type Professional	268
ROCUT 110 / ROCUT 160	252, 253	RONOL	135	ROWONAL care and rust remover	235
ROCUT UKS 160 / 355	254	ROOFING set	160	ROXY 400 L	167
ROCUT XL	254	ROPOWER 50 R	136, 137	RP 30	185
RO DD60 cordless drill driver	323	ROPOWER HANDY	224	RP 50-S / RP 50-S INOX	183
RODIACUT	40 - 44	ROPOWER profile cable	237	RP PRO III	184
RODIADRILL	41 - 45	ROPULS eDM App	217	S	
RODIADRILL Ceramic	39	ROPULS eDM flushing compressor	216	Safety igniters	171
RODIA DRY CLEANER 1600	51	ROPULS flushing compressor	217	Safety propane handles	161
RODRUM M&L	230	ROPUMP	222	Safety T-couplings	245
RODRUM S	228	ROPUMP SUPER PLUS	222	SANIFRESH	290
ROFAST pliers wrench	308	RO-QUICK	312	SANIGRIP/SANIGRIP PL	308
ROFIRE 4	153	ROREC	286	SANI KIT	128, 129
ROFIRE 4 PIEZO	153	ROREC PRO Digital	287	Sanitary four way key	311
ROFIRE GLOBAL	152	RO RH4000 cordless rotary hammer	331	Schrader valve tool	291
ROFIRE Swivel PRO cyclone piezo	152	ROSCALE 120	289	Screwdrivers sets	316
ROFIRE Swivel PRO twin	152	ROSCOPE i2000	203 - 207	Screw extraction sets	325
ROFIX adaptor	134	ROSCOPE mini	202	SDS-plus hammer drill	49, 332
ROFIX SANISET Profi	312	ROSLICE	18	Sealing grip pliers	309
RO FL180 cordless LED lamp	332	ROSOLAR PUMP	221	Separating pin	235
ROFLAME 4 PIEZO	152	ROSOLAR PUMP PLUS	221	Serrated forked cutter	242
ROFLARE REVOLVER	92	ROSOL soldering paste	175	Sheet metal crimping pliers	321
ROFROST App	197	ROSPI H+E PLUS	223	Silver hard solders	179
ROFROST Turbo R290	194 - 196	ROSPIMATIC CL	225	SMK-spirals	237
ROFROST Turbo reduction inserts	197	ROTEST	191	Soldered joints	174
ROFUSE 400 / 1200 TURBO	260	ROTEST Electronic 3	191	Soldering flux and container	172
ROGRAT MLP deburrer and chamfering tool	33	ROTEST GW 150/4	188	Space welding	38
ROGRAT MLP system - manual chamfering attachments	33	ROTEST GW Digital V3	186	Spade head cutter	238, 240
ROGRIP	300	ROTHERM 2000	162	Spare extractor hooks	89
ROGRIP plier sets	304	ROTHERM 2000 soft soldering set	163	Special diamond drills	49
ROGRIP XL	301	ROTIGER VARIO Electronic	28	Special pipe saw blades	30
ROGROOVER 1 - 6"	142	ROTORQUE AIRCON / REFRIGERATION	95	SPEED STAR DX	48
ROGROOVER 1 - 12"	143	ROTRAC 28 / 42	16	Spiral and tool sets	244
RO ID400 cordless impact wrench	328	Rounding clamps	261	Spiral baskets	235
ROKLIMA MULTI 4F	276	ROVLIES cleaning pads	173	Spiral guide gloves	235
ROLeak Aqua Plus	190	ROWELD HE heating plates	255	Spiral guide hoses	234
ROLEAK Pro	283			Spiral retrieving device	235
				Spirals 8 mm / 10 mm	245

Item	Page	Item	Page	Item	Page
Spiral saw tooth cutter	238, 240	Torque wrench set	95, 290,	Water pump pliers SP	302
Squeezing device	261		313	Water pump pliers type SPK	303
S-SMK-spirals	237	Tower pincers / concreter's nippers	321	Water supply	50
S-spirals	237	TP 25	185	WC-BLITZ RO-3 toilet auger	224
Standard bender 180°	60	Trendy shouldertoolbox	337	Welding blanket	173
Standard spirals	237	Trendy tool bag	337	Welding goggles EN 166	172
Standard spirit level	320	Trimmer adaptor P 160 SANILINE	265	Working unit	336
Standard two handed bender 90°	59	Tripod stand	234		
Standard solder	174	Tripod uni workbench	336		
Step expander A1	83	TUBE BENDER	56		
Straight auger	239	TUBE BENDER MAXI	57		
Strap and fittings wrench	309	TUBE BENDER MAXI MLP	58		
SUPER 1.1/4" and 2"	20	TUBE CUTTER 30 PRO / 50	17		
SUPER 1.1/4" and 2" INOX	20	TUBE CUTTER 30 PRO INOX	18		
SUPER CUT	126	TUBE CUTTER 35 / 42 Pro	14		
SUPER CUT ratchet arm	129	TUBE CUTTER 35 / 42 PRO INOX	19		
SUPER CUT sets	127	TUBE CUTTER 35 MLP / 42 PRO	25		
SUPER FIRE 3	148	MLP /42 PRO PVC			
SUPER FIRE 4	150	TUBE CUTTER 42 XL	15		
Supergas C 200 TSS	155	TUBE CUTTER 67 / 125 / 168 PL	24		
SUPERTRONIC 2 SE	139	TUBE CUTTER CSST	19		
SUPERTRONIC 2 SE / 3 SE / 4 SE	138	TUBE CUTTER INOX	19		
SUPERTRONIC 3 SE	139	TURBOPROP	157		
SUPERTRONIC 4 SE	139	Two-way root cutter	238, 242		
SUPERTRONIC 1250	130	U			
SUPERTRONIC 1250 set	131	UNICUT HM	327		
SUPERTRONIC 2000	132	UNIDRILL	326, 328		
SUPERTRONIC 2000 set	133	UNIDRILL Automatic 28/42	90		
Surface-heating burner heads	160	UNI small saw PUK	26		
SWO adjustable wrench	314	UNI stepped key set	310		
T					
Tap reseating tool	319	Universal flaring tool	94		
Tee-extractor	89	Universal grip wrench	321		
Tee-extractor ratchet	90	UNIVERSAL HSS bimetal /	30		
Tee-extractor sets	88	TCT TIGER SAW BLADES			
Telescopic basin nut wrench	321	Universal internal & external deburrer	31		
Telescopic workbench	336	Universal ROTIGER VARIO	29		
Telescoping guide tubes	235	Universal workbench	336		
Threading dies	134	V			
Thread interfaces	49	Vacuum pump RODIA-VAC	49		
Tool bag	337	Vacuum-sets	49		
Tool box apprentice	337	VDE screwdriver set	317		
Toolkit sets	325	W			
Tool set Climate I + II	281	Water extraction systems	50		
Tool set L	243				
Tool set S	243				
Torch spanner	172				

No.	Page	No.	Page	No.	Page	No.	Page	No.	Page
O		015302X	114 - 119	015580X	114 - 119	070140X	304	11016	80
01700RD	282, 290	015304X	114 - 119	015581X	114 - 119	070188D	21, 25	11018	80
015060X	111	015306X	114 - 119	015582X	114 - 119	070522D	303	11020	80
015062X	111	015307X	114 - 119	015583X	114 - 119	070528D	302	11022	80
015063X	111	015308X	114 - 119	023020X	57	070690X	336	11028	80
015068X	111	015311X	114 - 119	023021X	57	070699X	336	11032	80
015072X	111	015312X	114 - 119	023022X	57	070705X	335	11035	80
015080X	111	015313X	114 - 119	023090X	57	070735X	335	11038	80
015101X	113 - 119	015314X	114 - 119	023091X	57	070780X	127	11040	80
015102X	113 - 119	015315X	114 - 119	030955X	160	070781X	127	11042	80
015103X	113 - 119	015317X	114 - 119	035510-A/B	155	070790X	127	11044	31
015104X	113 - 119	015318X	114 - 119	035521-A	154, 166	070821X	134	11045	31
015105X	113 - 119	015321X	113 - 119	035521-B	154	070822X	134	11052	80
015106X	113 - 119	015322X	113 - 119	035521-C	154	070823X	134	11053	80
015151X	113 - 119	015323X	113 - 119	035570-A/B	155	070824X	134	11054	80
015152X	113 - 119	015324X	113 - 119	035648X	149, 151	070825X	134	11055	80
015153X	113 - 119	015325X	113 - 119	035780X	167	070826X	134	11056	80
015154X	113 - 119	015326X	113 - 119	035901-A/B	155	070831X	134	11057	80
015155X	113 - 119	015327X	113 - 119	045268D	173	070832X	134	11058	80
015161X	113 - 119	015328X	113 - 119	052005D	23	070833X	134	11059	80
015162X	113 - 119	015329X	113 - 119	053890X	257	070834X	134	11062	80
015163X	113 - 119	015330X	113 - 119	053891X	257	070835X	134	11063	80
015164X	113 - 119	015331X	113 - 119	053892X	257	070836X	134	11078	83
015180X	113 - 119	015333X	113 - 119	053893X	257	070840X	129	11086	83
015181X	113 - 119	015334X	113 - 119	053894X	257	070842X	134	11087	83
015182X	113 - 119	015335X	113 - 119	053896X	257	070843X	134	11089	83
015183X	113 - 119	015336X	113 - 119	053897X	257	070849X	134	11093	83
015211X	113 - 119	015337X	113 - 119	055053D	21, 253	070850X	134	11323	82
015212X	113 - 119	015338X	113 - 119	055054D	21, 253	070869X	134	11325	82
015213X	113 - 119	015339X	113 - 119	055074D	21, 253	070870X	134	11328	82
015214X	113 - 119	015351X	114 - 119	056370X	140	070891X	127	11332	82
015215X	113 - 119	015352X	114 - 119	056371X	140	070892X	127	11335	82
015216X	113 - 119	015353X	114 - 119	057950X	64	070907X	134	11336	82
015217X	113 - 119	015354X	114 - 119	057961X	64	070908X	134	11342	82
015218X	113 - 119	015355X	114 - 119	057966X	64	070912X	134	11346	82
015219X	113 - 119	015357X	114 - 119	057969X	66	070913X	134	11348	82
015220X	113 - 119	015358X	114 - 119	057972X	66	070914X	134	11358	82
015222X	113	015362X	114 - 119	057973X	66	070915X	134	11362	82
015223X	113	015364X	114 - 119	070007D	16, 21	070916X	134	11364	82
015224X	113	015366X	114 - 119	070007X	16	070917X	134	11376	82
015225X	113	015367X	114 - 119	070017D	16, 17, 21	070918X	134	11380	82
015226X	113	015368X	114 - 119	070027(C)	21	070919X	134	11400	81
015227X	113	015370X	113 - 119	070027C	15	070919X	134	11400	81
015230X	114 - 119	015371X	113 - 119	070027DB	15	070920X	134	11955	82
015231X	114 - 119	015374X	113 - 119	070028D	21, 25	070921X	134	11958	82
015232X	114 - 119	015376X	113 - 119	070031D	24	070945X	134	11962	82
015233X	114 - 119	015377X	113 - 119	070046D	20, 21	070946X	134	11968	82
015234X	114 - 119	015378X	113 - 119	070051D	20, 21	071533D	330	11975	82
015260X	114 - 119	015379X	113 - 119	070056D	15, 18, 19, 21	071534D	330	11978	82
015261X	114 - 119	015380X	113 - 119			072070X	222	12001	85
015262X	114 - 119	015385X	113 - 119			072185F	241	12013	84
015263X	114 - 119	015389X	113 - 119			072945X	244	12017	85
015264X	114 - 119	015391X	113 - 119			072955X	244	12018	85
015265X	114 - 119	015392X	114			072956X	244	12078	85
015269X	114 - 119	015393H	113 - 119			072962X	233, 244	12080	85
015271X	114 - 119	015393X	113 - 119			072967X	244	12097	85
015277X	114 - 119	015394X	114			088840D	18	12400	78
015280X	114 - 119	015395X	113 - 119			088841D	18	12408	80
015281X	114 - 119	015396X	114			088842D	18	12410	80
015282X	114 - 119	015397X	114					12412	80
015282X	115	015398X	113 - 119			1		12414	80
015283X	114 - 119	015399X	113 - 119			11004	81	12415	80
015284X	114 - 119	015401X	113 - 119			11006	31	12416	80
015291X	114	015530X	114 - 119			11007	82, 85	12418	80
015292X	114	015531X	114 - 119			11008	80	12420	80
015293X	114	015532X	114 - 119			11010	80	12422	80
015294X	114	015533X	114 - 119			11012	80	12428	80
		015534X	114 - 119			11014	80	12432	80
						070135X	304	12435	80

No.	Page	No.	Page	No.	Page	No.	Page	No.	Page
12438	80	14854	114	22109	88	25132	60	26161	311
12440	80	14855	114	22111	88	25133	60	26162	311
12442	80	14863	113 - 119	22121	88	25134	60	26163	311
12452	80	14864	113 - 119	22124	88	25135	60	26164	311
12453	80	14865	113 - 119	22126	88	25136	60	27180	90, 310
12454	80	14866	113 - 119	22127	88	25137	60	27181	90
12455	80	14867	113 - 119	22135	88	25140	60		
12456	80	14868	113 - 119	22153	90	25142	60	3	
12457	80	14869	110	22157	90	25150	60	30101	161
12458	80	14879	110	22159	90	25151	60	30102	161
12459	80	14882	114 - 119	22172	90	25181	61	30913	156
12462	80	14883	114 - 119	23001	57	25182	61	30914	156
12500	79	14884	114 - 119	23002	57	25183	61	30915	156
12503	79	14885	114 - 119	23003	57, 58	25185	61	30916	156
12505	79	14886	114 - 119	23004	57	25186	61	30922	156
12505	79	14895	110	23005	57, 58	25190	61	30925	161
12509	79	15705	107	23006	57	25308	63	30927	161
12511	79	15730	107	23007	57	25310	63	30954	160
12517	79	15740	107	23008	57	25312	63	30957	160
12518	79	15750	107	23009	58	25313	63	31031	157
12521	79	15760	107	23010	57	25314	63	31032	157
12522	79	19166	338	23011	57	25315	63	31037	157
12524	79			23012	57	25316	63	31042	173
12526	79	2		23013	57	25318	63	31043	173
12535	79	21300	327	23014	57	25319	63	31050	173
12536	79	21307	328	23047	57	25322	63	31090	157
12537	79	21313	328	23050	58	25401	59	31091	156
12538	79	21316	327	23051	58	25402	59	31092	156
12541	79	21329	327	23052	58	25403	59	31094	157
12601	87	21332	327	23053	58	25404	59	32075	159
12602	87	21334	327	23065	58	25405	59	32077	159, 171
12604	87	21335	327	23076	58	25406	59	32081	161
12605	87	21395	327	23080	58	25441	61	32088	159, 171
13002	84	21500	24	23083	58	25442	61	32098	159
13100	84	21505	24	23095	58	25443	61	32099	159
14000	33	21545	326	24001	56	25444	61	32201	161
14005	33	21549	90, 326	24006	56	25445	61	32207	161
14121	33	21575	90	24007	56	25446	61	32223	161
14122	33	21583	90	24008	56	25612	70	33079	161
14123	33	21651	32	24010	56	25614	70	33310	161
14124	33	21652	32	24048	56	25615	70	33311	170
14126	33	21655	32	24049	56	25616	70	35012	152
14250	33	21660	32	24131	56	25618	70	35016	152
14707	113 - 119	22010	89	24132	56	25619	70	35140	171
14708	113 - 119	22012	89	24133	56	25620	70	35146	171
14709	113 - 119	22014	89	24134	56	25622	70	35178	170
14822	113 - 119	22015	89	24500	63	25625	70	35179	170
14823	113 - 119	22016	89	24501	63	25626	70	35188	170
14824	113 - 119	22018	89	24502	63	25628	70	35189	170
14825	113 - 119	22028	89	24503	63	25652	70	35199	

Numerical

No.	Page	No.	Page	No.	Page	No.	Page	No.	Page
35325	169	40515	176	53280	261	55127	263	55844	262
35326	169	40518	176	53281	261	55128	263	55851	255, 265
35327	169	40522	176	53282	261	55129	263	55854	255, 267
35328	169	40528	176	53283	261	55130	263	55918	263
35329	169	44915	179	53284	261	55131	263	55924	262
35334	169	44916	179	53285	261	55132	263	56001	140
35338	169	44917	179	53511	257	55133	263	56003	140
35339	169	45055	179	53512	257	55134	263	56006	140
35341	169	45056	179	53513	257	55152	263	56007	140
35344	169	45057	179	53514	257	55163	267	56008	140
35345	169	45220	175	53515	257	55199	263	56009	140
35347	169	45225	175	53516	257	55316	255, 265	56010	140
35348	169	45250	175	54005	265	55317	255, 267	56011	140
35354	170	45252	175	54006	265	55318	263	56012	140
35400	168	45255	175	54020	267	55319	263	56013	140
35401	168	45257	175	54040	265	55321	255	56014	140
35403	168	45266	175	54080	265	55324	263	56015	137
35436	149	45268	103, 173	54082	265	55505	254	56032	140
35475	169	5		54083	265	55517	255	56045	137
35476	169			54084	265	55518	255	56047	141
35477	169	50260	30	54085	265	55524	255, 263	56049	137
35479	169	50261	30	54086	265	55536	255	56050	137
35480	169	50263	30	54087	265	55539	255	56051	137, 265
35486	159	50264	30	54088	265	55546	255	56052	140
35487	159	50265	30	54089	265	55585	255	56053	140
35488	159	50266	30	54090	265	55586	255	56054	140
35489	159	50301	29	54091	265	55587	255	56056	141
35580	167	50302	29	54950	253	55588	255	56057	137
35585	167	50305	28	54960	253	55589	255	56058	140
35611	176	50306	28	54961	253	55590	255	56059	140
35629	165	50311	28	55005	23	55591	255	56060	141
35634	171	50312	28	55006	23	55592	255	56061	141
35635	170	52000	23	55007	23	55593	255	56062	141
35636	161	52005	23	55015	23	55594	255	56063	141
35651	167	52010	23	55016	252	55595	255	56064	141
35655	165	52011	23	55017	252	55596	255	56065	141
35695	167	52015	23	55018	252	55597	255	56076	140
35696	167	52016	23	55019	253	55598	255	56077	140
35697	167	52030	23	55020	253	55684	265	56081	140
35698	166	52031	23	55021	253	55685	265	56082	140
35712	167	52040	23	55022	253	55686	265	56083	140
35713	167	52041	23	55023	253	55717	267	56085	140
35750	166, 170	52042	23	55024	253	55718	267	56088	140
35782	167	53200	261	55025	253	55719	267	56095	140
35785	167	53210	261	55026	253	55721	267	56096	140
35794	171	53220	261	55027	253	55738	266	56097	140
35798	168	53240	261	55029	253	55742	267	56098	140
35800	169	53250	261	55030	253	55743	267	56104	140
35925	161	53251	261	55031	253	55744	267	56110	140
36700	163	53252	261	55032	253	55745	267	56111	140
36702	163	53253	261	55033	253	55746	267	56112	140
36710	163	53254	261	55035	252	55747	267	56114	140
36711	163	53255	261	55047	253	55748	267	56118	140
36715	163	53256	261	55048	253	55749	267	56121	140
36720	163	53258	261	55050	32	55750	267	56122	140
36721	163	53259	261	55051	32	55751	267	56133	140
		53260	261	55058	32	55752	267	56135	140
4		53261	261	55063	252	55753	267	56150	139
40005	178	53262	261	55075	309	55759	267	56153	140
40015	178	53263	261	55076	309	55768	266	56156	140
40094	177	53272	261	55119	263	55787	263	56161	140
40202	177	53273	261	55120	263	55795	266	56162	140
40212	177	53274	261	55121	263	55796	266	56163	140
40213	177	53275	261	55122	263	55807	263	56164	140
40500	176	53276	261	55123	263	55808	263	56165	140
40502	178	53277	261	55124	263	55809	263	56166	140
40512	176	53278	261	55125	263	55826	263	56175	139
40514	176	53279	261	55126	263	55832	263	56180	140

Numerical

No.	Page	No.	Page	No.	Page	No.	Page	No.	Page
56181	140	56607	27	62226	197	70116	307	70267	307
56183	140	56608	27	62227	197	70118	321	70268	309
56184	140	56710	27	62230	195, 196	70119	321	70269	309
56185	140	56711	27	62231	197	70125	305	70271	314
56186	140	56717	27	62232	197	70142	17, 21	70272	314
56187	140	56718	27	62233	197	70148	306	70274	314
56188	140	57050	139, 143	62234	197	70150	306	70276	314
56189	140	57979	65, 67	62235	197	70151	306	70285	17, 21
56190	140	57981	65, 67	62236	197	70152	306	70286	17, 21
56191	140	57983	65, 67	62237	197	70153	306	70289	32
56198	139	57985	65, 67	62291	197	70154	306	70296	32
56199	139	57986	65, 67	65000	191	70155	306	70301	323
56200	139	57987	65, 67	65008	135	70156	306	70302	323
56235	140	57988	65, 67	65010	135	70157	306	70340	19, 21
56236	140	57989	65, 67	65013	135	70158	306	70341	19, 21
56237	140	57990	65, 67	65015	135	70159	306	70350	306
56238	140	57991	65, 67	66080	191	70160	306	70351	306
56250	139	58010	65, 67	69111	211	70161	306	70352	306
56253	139	58011	65, 67	69112	211	70162	306	70353	306
56254	139	58012	65, 67	69113	211	70163	306	70354	306
56255	139	58013	65, 67	69117	211	70166	307	70355	306
56266	140	58014	65, 67	69118	211	70167	307	70356	306
56268	140	58015	65, 67	69119	211	70168	306	70374	306
56269	140	58016	65, 67	69601	204	70169	306	70375	306
56271	140	58182	234	69603	204	70189	306	70376	306
56288	140	58185	65, 67	69615	204	70190	306	70377	306
56289	140	6				70191	306, 307	70378	306
56291	140					70192	306, 307	70379	306
56294	140	60200	183	70006	21	70193	306	70380	306
56295	140	60201	183	70010	16, 21	70194	306, 307	70401	16, 21
56296	140	60203	183	70011	16, 21	70195	306	70402	16, 21
56310	140	60250	185	70015	16, 21	70196	306	70413	312
56315	140	60251	185	70023	21	70197	306	70414	312
56335	141	60999	183	70027	15, 103	70198	306	70415	308
56351	140	61001	184	70029	15, 21	70199	306	70416	308
56352	140	61011	189	70030	17, 21	70200	306	70418	314
56353	140	61014	189	70031	21, 24	70201	306, 307	70419	314
56355	140	61017	189	70032	21, 24	70202	306	70420	314
56358	140	61018	189	70033	21, 24	70203	306, 307	70421	314
56369	140	61030	189	70040	20, 21	70204	306, 307	70422	314
56372	140	61041	189			70205	306	70423	314
56373	140	61100	219	70041	16, 17, 18, 21	70206	306	70424	314
56374	140	61105	220			70207	306	70425	314
56379	140	61106	220	70042	17, 21	70208	306	70426	314
56380	140	61115	220	70045	20, 21	70220	315	70427	314
56465	139	61120	220	70047	21	70221	315	70439	312
56466	139	61130	185	70052	21	70222	315	70441	291, 314
56475	139	61185	184	70053	20, 21	70223	315	70442	291, 314
56488	137, 139	61186	184	70055	15, 19, 21	70225	321	70443	291, 314
56500	137, 141	61190	219	70060	20, 21	70226	321	70444	291, 314
56501	141	61316	183	70063	21	70227	321	70445	291, 314
56504	142	61340	190	70064	20, 21	70228	320	70490	313
56505	137, 142	61352	190	70065	17, 21	70235	307	70521	303
56506	142	61353	190	70067	21	70240	309	70522	303
56507	142	61358	190	70068	21	70241	309	70523	303
56508	142	61700	188	70070	15, 19, 21	70242	307	7	

No.	Page	No.	Page	No.	Page	No.	Page	No.	Page
70600	129	71302	325	72226	242	72490	237	75016	321
70623	337	71303	325	72227	242	72494	224	75021	321
70661	318	71304	325	72228	242	72514	234	75022	321
70665	318	71305	325	72229	240	72515	234	75023	321
70667	318	71310	325	72234	240	72522	245	75024	321
70670	335	71311	325	72250	242	72536	234	75025	321
70671	335	71450	131	72251	242	72538	234	75026	321
70672	335	71451	131	72261	240	72540	234	76008	246
70696	336	71453	131	72263	239	72541	234	76020	246
70698	336	71454	131	72264	239	72542	225	76053	247
70700	335	71470	131	72265	242	72559	232 - 234	76063	247
70710	335	71975	224	72266	242	72561	232, 234	76065	247
70711	335	71976	224	72275	240	72562	232, 234	76066	247
70712	335	71991	222	72276	240	72563	234	76067	247
70713	335	72003	224	72277	240	72585	232	76068	247
70714	335	72005	223	72278	241	72610	232	76070	247
70715	335	72016	224, 229	72284	241	72631	226	76073	247
70721	335	72071	222	72285	241	72632	226	76088	247
70722	335	72072	222	72286	241	72638	234	76089	247
70731	335	72073	222	72289	241	72666	234	76090	247
70732	335	72090	223	72295	242	72686	226	77050	334
70733	335	72095	223	72299	241	72687	226	77397	320
70734	335	72100	224, 235	72321	233, 239	72688	227	77503	247
70740	336	72101	233, 235	72322	233, 239	72689	227	77506	247
70751	142, 336	72102	235	72324	242	72705	234	78551	224
70752	336	72110	235	72325	233, 239	72810	247	78580	233
70950	319	72111	235	72326	242	72812	247	78581	233
70951	319	72112	235	72327	242	72820	247		
70954	319	72120	233, 235	72328	242	72915	234	8	
70955	319	72121	233, 235	72329	233, 240	72918	231	80679	21
70956	319	72122	233	72341	241	72936	243	85800	290
70957	319	72130	235	72348	241	72937	243	87800	291
70970	319	72135	235	72350	233, 242	72938	243	88812	18
70972	319	72140	235	72351	233, 242	72939	243	88815	18
70974	319	72142	235	72360	240	72942	225	88818	18
70976	319	72150	245	72363	239	72970	233	88822	18
71019	17, 21	72151	245	72365	242	72971	233	88832	18
71085	18, 21	72154	240	72366	242	73152	316	89501	290
71095	321	72158	239	72375	240	73153	316	89503	290
71206	26	72159	239	72376	240	73161	316		
71213	26	72161	239	72377	240	73162	316	10	
71215	26	72162	239	72398	242	73200	312	111405	332
71216	26	72163	239	72412	245	73201	312	111406	332
71217	26	72164	240	72413	225, 245	73202	312	111411	332
71222	26	72165	239	72414	245	73206	312	111413	332
71250	133	72166	240	72415	245	73208	312	111418	332
71251	133	72168	242	72420	245	73209	312	111419	332
71256	133	72169	240	72421	245	73210	312	111422	332
71257	133	72170	240	72422	245	73212	312	111424	332
71258	133	72171	240	72423	245	73213	312	111426	332
71259	133	72172	242	72424	245	73214	312	111429	49
71271	134	72175	240	72425	225	73280	310	111432	332
71272	129	72176	224, 240	72428	237	73290	310	111439	332
71286	325	72177	240	72431	237	73291	310	111447	332
71287	325	72178	240	72433	237	73293	310	111452	332
71288	325	72185	241	72435	237	73297	310	111455	332
71289	325	72186	241	72441	237	73298	310	111455	332
71290	325	72187	241	72442	237	73299	310	114035	326
71291	325	72188	241	72443	237	73570	316	114043	326
71292	325	72193	242	72444	237	73571	316	114054	326
71293	325	72203	239	72451	237	73575	317	114057	326
71294	325	72208	239	72452	237	74629	204, 205	114079	326
71295	325	72210	245	72453	237	75010	321	114083	326
71296	325	72211	245	72455	237	75011	321	114111	326
71297	325	72221	239	72460	245	75012	321	114127	326
71299	325	72222	239	72461	245	75013	321	114162	326
71300	325	72223	242	72462	245	75014	321	114171	326
71301	325	72224	242	72463	245	75015	321	114201	326
								114202	326

No.	Page	No.	Page	No.	Page	No.	Page	No.	Page
168605	286	351226	189	849335	315	1000000124	113	1000001274	111
168713	286, 287	351227	189	849554	315	1000000125	113	1000001274	116
169200	285	351228	189	854181	173	1000000138	277	1000001275	229
170016	277, 290	351231	189	854183	173	1000000145	217	1000001276	229
170501	280	351232	189	854185	173	1000000173	113 - 119	1000001308	229
170502	280	351233	189	854186	173	1000000190	217, 218	1000001391	112, 113
170545	280	351257	189	854187	173	1000000212	142	1000001392	112, 113
170546	280	351260	189	854390	318	1000000222	92	1000001393	112, 113
170547	280	351261	189	856907	337	1000000223	92	1000001394	112, 113
170600	280	351262	189	856911	337	1000000224	95	1000001425	338
170601	280	351263	189	865784	30	1000000225	95	1000001426	280
170602	280	351265	189	865785	30	1000000230	92	1000001427	280
170604	281	351271	189	865786	30	1000000231	92	1000001431	59
170605	281	351272	189	865787	30		113, 115,	1000001500	112
170606	280			865788	30	1000000235	116, 117,	1000001501	112
170607	280	40		865789	30		118, 119	1000001502	111
170608	280	402308	337	865793	30		113, 115,	1000001545	69
170912	288	402311	337	865795	30	1000000236	116, 117,	1000001548	69
170913	288	402312	337	865796	30		118, 119	1000001549	69
170931	288	402317	337	865798	30	1000000328	301	1000001550	69
170932	288	462212	59	865799	30	1000000383	268	1000001551	69
170950	290	462215	59			1000000390	158	1000001552	69
171505	280	462218	59	200		1000000442	191	1000001553	69
173204	290	462222	59	2111111116	161	1000000445	59	1000001554	69
173205	290			2111211116	161	1000000512	158	1000001559	69
		50		221031500	157	1000000514	158	1000001561	70
175001	95, 290, 313	510105	172	221031800	157	1000000529	166	1000001563	70
		510106	172	221131416	156	1000000532	254	1000001564	69
		511427	171	221131616	156	1000000539	279	1000001565	69
		511428	171	221131916	156	1000000540	279	1000001566	69
222401	93	520849	159	221132216	156	1000000541	279	1000001567	69
222402	93	520850	159	223090616	160	1000000558	166	1000001630	151
222403	93	520856	159	223090716	160	1000000562	269	1000001647	323
222412	93	520857	159	223090916	160	1000000563	270	1000001648	328
222413	93	520865	159	223214500	160	1000000569	279	1000001649	329
222601	94	520866	159	223215100	160	1000000570	279	1000001650	331
224500	291	520867	159	223215700	160	1000000572	279	1000001651	332
252100	320	530250	172	223216300	160	1000000620	166		
259008	282	530261	176	2321010000	160	1000000627	166	1000001652	103, 105, 333
259010	282	530310	172	232010000	160	1000000629	166		
259060	282	540360	171	233510000	160	1000000631	171		101, 103,
		540365	171	236010000	160	1000000633	171	1000001653	105, 211,
		540620	172	242206000	161	1000000642	166		333
300013	26	540621	172	252010000	160	1000000720	142		101, 103,
310411	265	540622	172	263005400	167	1000000721	142	1000001654	105, 211,
321216	263	540625	172	263005600	167	1000000722	142		333
321218	263, 267	540626	172	263005700	167	1000000723	142		
321300	323	540627	172	263005800	167	1000000743	166	1000001691	101, 103,
321523	323	540640	172			1000000762	171		105
321524	323	540641	172	700		1000000764	171	1000001711	230
321525	323								

No.	Page	No.	Page	No.	Page	No.	Page	No.	Page
100001810	111, 113	100002266	109	1300005047	89	150001352	143	1500003001	196
100001811	111, 113	100002267	109	1300005048	89	150001353	143	1500003163	322
100001840	105	100002268	202	1300005049	89	150001355	151	1500003164	322
100001856	105	100002298	225	1300005050	89	150001460	337	1500003166	322
100001877	106	100002299	225	1300005051	89	150001461	337	1500003167	322
100001879	105	100002307	101	1300005052	89	150001472	208, 209	1500003168	322
100001898	103	100002358	152	1300005054	89	150001509	314	1500003169	322
100001923	105	100002359	153	1300005055	89	150001510	314	1500003170	308
100001924	105	100002360	153	1300005056	89	150001547	320	1500003296	209
100001925	105	100002364	151	1300005057	89	150001548	320	1500003381	290
100001926	105	100002366	151	1300005058	89	150001583	320		
100001927	105	100002368	151	1300005059	89	150001709	143		
100001932	105	100002369	149	1300005060	89	150001710	143	F	
100001955	341	100002370	149	1300005061	89	150001711	143	F80053	89
100001959	107	100002371	149	1300005062	89	150001990	143	F80054	89
100001989	102	100002399	285	1300005063	89	150002182	337	FF00020	48
100002002	15	100002400	103	1300005064	89	150002230	337	FF00025	48
100002011	133			1300005065	89	150002239	340	FF00030	48
100002016	133	100002548	101, 103, 105, 333	1300005067	89	150002241	283	FF00040	48
100002035	323			1300005506	339	150002253	231	FF00045	48
100002036	328					150002254	231	FF00050	48
100002037	329	100002549	101, 103, 105, 333	1500		150002255	231	FF00055	48
100002038	331			1500000024	281	150002256	231	FF00065	48
100002065	111	100002560	278	1500000025	281	150002257	231	FF00070	48
100002067	111	100002561	278	1500000026	281	150002258	231	FF00075	48
100002068	111	100002625	340	1500000027	281	150002259	231	FF00090	48
100002069	111	100002627	341	1500000028	281	150002260	231	FF00100	48
100002077	19	100002628	341	1500000029	281	150002261	231	FF00105	48
100002085	211	100002630	259	1500000030	281	150002262	231	FF00110	48
100002108	340	100002631	259	1500000031	281	150002263	231	FF00120	48
100002109	340	100002655	109	1500000032	281	150002264	231	FF00125	48
100002111	101	100002683	105	1500000052	205	150002265	231	FF00130	48
100002112	101	100002697	300	1500000057	206	150002266	231	FF00140	48
100002113	101	100002698	300	1500000087	337	150002267	231	FF00150	48
100002114	101	100002699	300	1500001115	220	150002268	231	FF00160	48
100002115	101	100002700	300	1500001116	220	150002271	231	FF00200	48
100002116	101	100002701	300	1500001117	220	150002271	231	FF00250	48
100002117	101	100002702	300	1500001120	211	150002249	340	FF00280	48
100002118	101	100002704	300	1500001121	210	150002450	340	FF00300	48
100002119	101	100002705	300	1500001122	210	150002453	324	FF00350	48
100002120	101	100002713	285	1500001123	210	150002454	324	FF00380	48
100002121	102	100002714	285	1500001134	143	150002613	208	FF00500	48
100002123	101	100002809	101	1500001135	221	150002614	208	FF00610	48
100002124	101	100002945	102	1500001136	221	150002615	209	FF00612	48
100002125	102	100002946	102	1500001157	218	150002616	209	FF00616	48
100002134	110	100002947	114	1500002000	218	150002637	287	FF00618	48
100002135	110	100002949	114	150000201	218	150002641	340	FF00620	48
100002136	110	100002949	114	150000202	218	150002677	186	FF00624	48
100002180	325	100002950	114	150000203	217, 218	150002677	186	FF00625	48
100002181	325	100002952	114	150000203	217, 218	150002763	340	FF00630	48
100002182	325	100002954	114	150000236	31	150002824	330	FF00632	48
100002188	304	100002964	264	150000237	31	150002825	330	FF00638	48
100002189	304	100002968	264	150000439	235	150002826	330	FF00640	48
100002190	15	100002970	265	150000459	155, 158	150002827	330	FF00645	48
100002191	16	100002971	265	150000696	204	150002828	330	FF00650	48
100002192	19	1200		150000789	254	150002829	330	FF00655	48
100002193	23	1200000526	254	150000790	254	150002845	189	FF00660	48
100002194	306	1300		150000792	254	150002846	189	FF00665	48
100002195	342			150000793	254	150002847	189	FF00670	48
100002197	342	1300003334	339	150000794	254	150002848	189	FF00675	48
100002199	342	1300003336	339	150000795	254	150002851	189	FF00680	48
100002207	102	1300003337	339	150000817	211	150002852	189	FF00690	48
100002222	15, 19	1300003338	339	150000914	220	150002853	189	FF00695	48
100002223	342	1300003541	339	150000922	190	150002856	190	FF00700	48
100002242	101	1300003542	63	150001235	221	150002857	190	FF00705	48
100002242	101	1300003649	339	150001236	221	150002869	152	FF00710	48
100002262	143	1300004002	63	150001236	221	150002876	189	FF00720	48
100002263	143	1300005045	89	150001299	337	150002921	153	FF00725	48
100002264	143	1300005046	89	150001320	337	150002922	153	FF00730	48
				150001324	224	150003000	195	FF30030	45
				150001351	143				

No.	Page	No.	Page
FF30150	41	FF44630	47
FF30250	43	FF44640	47
FF34150	41	FF44650	47
FF34160	41	FF44660	47
FF34200	43	FF44670	47
FF34260	43	FF44680	47
FF34500	45	FF44690	47
FF35015	49	FF44700	47
FF35028	50	FF44710	47
FF35029	50	FF44720	47
FF35040	50	FF44730	47
FF35045	50	FF44806	46
FF35050	50	FF44808	46
FF35055	50	FF44810	46
FF35060	50	FF44812	46
FF35065	50	FF44814	46
FF35070	50	FF44815	46, 49
FF35075	50	FF44816	46
FF35080	49	FF44818	46
FF35091	49	FF44820	46, 49
FF35092	49	FF44822	46
FF35093	49	FF44824	46
FF35095	49	FF44830	46
FF35101	49	FF44835	46
FF35120	49	FF44840	46
FF35121	49	FF44850	46
FF35122	49	FF44855	46
FF35126	49	FF44860	46
FF35129	49	FF44865	46
FF35130	49	FF44867	46
FF35136	45	FF50007	49
FF35144	51	FF50008	49
FF35190	49	FF55131	50
FF35200	49	FF55201	50
FF35301	50	FF55374	51
FF35302	50	FF55388	51
FF35700	50		
FF35710	49	R	
FF35730	50	R2301500	57
FF35740	49	R2403200	56
FF35750	39	R2403300	56
FF35751	39	R2403400	56
FF40056	51	R2403500	56
FF40150	39, 41, 43	R6112500	183, 185
FF40165	41	R7128100	325
FF40220	41, 43	R7128200	325
FF40400	43, 45	R7128300	325
FF44030	47	R7128400	325
FF44040	47	R7128500	325
FF44050	47	R17300416	289
FF44060	47		
FF44070	47	V	
FF44080	47	V12102000	184
FF44090	47	V12110016	184
FF44100	47		
FF44110	47		
FF44120	47		
FF44130	47		
FF44140	47		
FF44150	47		
FF44160	47		
FF44170	47		
FF44180	47		
FF44200	47		
FF44220	47		
FF44250	47		
FF44300	47		
FF44620	47		

Legend

Abbreviations

Abbreviation	Description
A/S	Acetylene / Oxygen
ABS	Acrylonitrile-Butadiene-Styrene
ADR	Accord européen relatif au transport international des marchandises dangereuses par route (french)
AG	Silver
AL	Aluminium
AMS	Acetylen-Maxigas-Oxygen
AS	Non-slip
B	Petrol, Gas
BGV	Trade Associations Occupational Health and Safety Regulations
BSP	British Standard Pipe, Standard Withworth Thread as per ISO 228-1, DIN 259
BSPP	British Standard Pipe Parallel Thread, Cylindrical Pipe Thread as per ISO 7-1, EN 10226 (old DIN 2999)
BSPT	British Standard Taper Pipe Thread
BSR	Band Saw Pipe
BSW	British Standard Parallel Screw: Thread of Whitworth Form B.S.W. B.S 84
BTU	British Thermal Unit
CE	European Community
CEN	European Committee for Standardization
CFC	Chlorofluorocarbons
CFM	Cubic Feet per Minute
CFT	Constant Force Technology
CL	Channel Lock
CNC	Computerized Numerical Control
CU	Copper
DK	Pressure Class
DN	Diameter Nominal
DVGW	German Association for Gas & Water Applications
DVS	German Association for Welding
EAN	European Article Number
EPT	Enclosed Power Transmission
FE	Iron
FS	Guide Hose
G	Cylindrical External Thread, EN-ISO 228-1
GW	Gas / Water
HCFC	Hydrochlorofluorocarbons
HD	High Pressure
HFC	Hydrofluorocarbons
HFCKW	Virgin Hydro Chlorofluorocarbons
HFKW	Virgin Hydrofluorocarbons
HM	Carbide
HRC	Hardness Rockwell Cone
HSS	High Speed Steel
HZ	Hertz
IP	International Protection
ISO	International Organization for Standardization
Kcal	Kilocalorie
KSO	Capillary Gap Optimizer
L	Large
LCD	Liquid Crystal Display

Legend

Abbreviations

Abbreviation	Description
LED	Light Emitting Diode
MIM	Metal Injection Molding
MPa	Megapascals
MS	Brass
MSR/MLP	Multi-layered Composite Pipe
NM	Newton Metre
NPT	National Pipe Thread (Standard US - ASME B1.20.1)
PB	Polybutylene
PD	Power Driver
PD-E	Power Drive-Electronic
PE	Polyethylene
PEX	Cross-linked Polyethylene
PL	Plastic
PP	Polypropylene
PS	Professional
PSI	Pound-Force per Square Inch
PVC	Polyvinyl Chloride
PVDF	Polyvinylidene Fluoride
RC	RODIACUT
SAE	Society of Automotive Engineers
SD-Card	Secure Digital-memory Card
SDR	Standard Dimension Ratio
SMK	Spiral with Plastic Core
SML	Super Metal Delivery Program
SP	Standard Plier
SP	Special Performance
SPK	Standard Plastic Plier
SS	Quick Cut
SW	Spanner Size
TC	Tube Cutter
TFT	Thin-film Transistor
TiN	Titanium Nitride Coating
TPI	Bits per Inch
TRGI	Technical Guidelines for Gas Installations
TRWI	Technical Guidelines for Water Installations
TÜV	Technical Inspection Association
UKS	Orbital Circular Saw
UNC	Unified Coarse Threads
UNF	Unified Fine Thread
VA (Stahl)	Stainless Steel, Corrosion Resistant Steel
VCR	Video Cassette Recording
VDE	Registered Association of the Electrical, Electronic and Information Technology
VPE	Packaging Unit
WG	Hot Gas
ZN	Zinc
ZPZ	Bits per Inch
ZVSHK	German Central Association Plumbing, Heating and Air Conditioning

Power supply					
AC 230 V	AC 115 V	AC 110 V	Three-phase current 400 V	Battery-powered	Cable length 5 m
Battery + AC operation possible	Battery operation	Battery charger	Cordless Alliance System ¹⁾		

Miscellaneous					
Can be used overhead	Can be used in confined spaces	Suitable for tight spaces	Basic soft soldering up to 450 °C	Hot brazing 450 ° - 1100 °C	Max autogen welding 1100 °C
Fast cut	No deformation from use	Dry drilling	Wet drilling	Up to 50% time-saving	Portable operation
360° rotatable	Fine adjustment of the flame				

Product features					
Ergonomic design	Meets DIN standards	VDE approved	Propane control	Oxygen control	Acetylene control
Shock absorption	On / off switch	LED display	Sturdy casing	Extension of hose possible	Piezo ignition
Economy valve	Pressure hose ball valve	Inspection window	Pressure hose length	Emergency stop switch	Lock button
Bayonet coupling	Push lock	Thread lock	Pressure gauge display adjustable	Pressure gauge class 1 - 6	Pressure gauge size
Filling supports	Counter display	Balance point in handle	Cable length	Measuring accuracy up to g	Scale range max. kg
Transport case	Heed safety warning	Heed industrial safety	Touchscreen	With USB connection	With video function
With photo function	Memory card	WiFi	ROCASE Case system	DURA LAZR TEC Laser hardening process	5-Year-EXCHANGE GUARANTEE ²⁾
eTOOL (NFC tag)	ROBOX Sorting system	Product apps for Android and iOS	Eco-friendly refrigerant		

¹⁾ More information at cordless-alliance-system.com

²⁾ Detailed guarantee terms at rothenberger.com/de-de/5-jahres-umtauschgarantie

ROTHENBERGER Enclosed Power Transmission
The EPT-Technology (Enclosed Power Transmission) of the expander head offers the following technical benefits:
Concealed bent lever: Protection against dirt and external mechanical damage
Energy efficient through optimised force transmission: Ergonomic, highly optimised force flow in relation to the hand force of the user, therefore reducing effort

ROTHENBERGER Titannitrid coating
The golden TiN Coating (Titannitrid-coating) of the expander head offers the following technical benefits:
High durability 2,300 HV: Protection against abrasive wear
Lower friction value compared to steel: Less effort
Good chemical resistance: Good protection against corrosion
Universal wear resistance: Long-lasting

ROTHENBERGER Constant Force Technology
The CFT (Constant Force Technology) guarantees a constant axial pressing force over the entire service interval. A very important requirement for the production of sealed press connections
CFT guarantees:
ROMAX Compact TT 19 kN for 40,000 press cycles
ROMAX AC ECO 32 kN for 10,000 press cycles
ROMAX 4000 32 kN for 40,000 press cycles
ROMAX 3000 AC 32 kN for 20,000 press cycles

Constant Shearing Force CFT®
Measurement under load UPONOR NW 75

ROTHENBERGER DURAMAG Technology
The DURAMAG Technology (High Tec Magnesium Body) offers the following benefits:
<ul style="list-style-type: none"> ● Improved performance ● Higher stability with considerably lower weight
DURA = Durable MAG = Magnesium

General conditions for the sale of goods

§ 1 Scope

1. These General Terms and Conditions of Sale apply to all business relations of ROTHENBERGER Werkzeuge GmbH, Industriestraße 7, 65779 Kelkheim ("We" or "Us") with our customers ("Buyer" or "Purchaser"). The General Terms and Conditions of Sale shall only apply if the Buyer is an entrepreneur (Section 14 BGB (German Civil Code)), a legal person under public law or federal special funds. As a matter of principle, we do not directly supply consumers (Section 13 BGB).

2. The General Terms and Conditions of Sale apply, in particular, to contracts on the sale and/or delivery of movable property ("Goods") without consideration given to whether or not we manufacture the Goods or purchase these from suppliers (Sections 433, 651 BGB). Unless agreed otherwise, the General Terms and Conditions of Sale apply as stated in the version as a framework agreement that is valid at the time the Buyer places the order or, in any case, the version stated to the Buyer in text form, and applies to similar contracts in the future, without the necessity of us having to refer to the conditions again in each individual case.

3. Our General Terms and Conditions of Sale apply exclusively. General terms and conditions of sale of the Buyer to the contrary or those that vary from our conditions, or supplementary conditions, shall only become an integral part of the contract if and insofar as we have expressly consented to the validity of such conditions. This approval requirement shall apply in any case, for instance including if the we unreservedly deliver Goods to the Buyer although we are aware of the Buyer's general terms and conditions of business.

4. Individual agreements entered into with the Buyer in individual cases (including subsidiary agreements, supplementary information and amendments) shall have preference over these General Terms and Conditions of Sale. A written contract, or our written confirmation, shall be authoritative in respect of the content of such agreements, subject to proof to the contrary.

§ 2 Conclusion of contract

1. All offers are subject to change without notice. Catalogue and leaflet details are only approximately authoritative. The right to make constructive amendments is reserved. Technical documentation (e.g. drawings, plans, calculations and references to DIN standards) are not binding for us unless agreed otherwise.

2. The Buyer shall be bound by its order for 4 weeks. The contract of purchase shall be deemed entered into if the order has been accepted in writing within this period or the delivery has been performed.

3. Supplementary information, amendments and subsidiary agreements are subject to written confirmation by us.

§ 3 Prices; terms and conditions of payment

1. Unless agreed otherwise, the prices apply EXW (INCOTERMS 2010), in relation to our respective stated location, without packaging, freight, postage, customs duties, surcharges and insurance etc., plus turnover tax. These costs shall be charged separately.

2. In respect of orders that do not exceed a net order value of € 250, we reserve the right to charge a minimum quantity surcharge of 10 % of the order value, at the least, however, € 10.

3. Where advance payment is not agreed upon, payment is to be transferred to one of our stated accounts within 30 days from the invoice date and without deductions. In the case of payment within 10 days, the Buyer shall be granted a 2% trade discount provided the Buyer is not in default with our claims. The day of crediting on our account is authoritative in this respect.

4. In the event of default in payment on the part of the Buyer, we shall claim at least the statutory default interest. This does not affect additional claims for default, for example against merchants in respect of the commercial interest after the due date (Section 353 of the German Commercial Code).

5. Apart from cases of a fixed price agreement, the parties undertake, at the request of a party, to agree, based on good faith principles, on an appropriate price correction if, in the case of a contract with a lengthy term, at least four months after entering into the contract order-related costs increase or drop for us, in a manner that is verifiable and significant (more than 5 %) for reasons that are not our responsibility, e.g. as a result of increased raw material prices or energy costs.

6. In the case of default in payment on the part of the Buyer or in the case of reasonable doubt about the Buyer's creditworthiness (including facts that already applied at the time of entering into the contract) and which we were not aware of or which we should have been aware of, we shall be entitled, prior to further performing the contract, to request advance payment for outstanding services or request the provision of security. Following the lapse in vain of a reasonable additional period for providing such securities, we shall be entitled (irrespective of further statutory rights) to withdraw from the contract.

7. Where the Buyer has authorised us to use SEPA direct debiting, such a direct transfer order collection shall normally be announced in advance in conjunction with the invoicing at the latest 1 (one) calendar day prior to the due date of the direct debit (pre-notification).

§ 4 Setting off, right of retention

The Buyer may only have the right to offset if its counterclaims have become res judicata, are not disputed or have been recognised by us. The Buyer shall only be entitled to exercise a right of retention insofar as its counterclaim is based on the same contractual relationship.

§ 5 Scope of delivery, variation from the order, procurement risk

1. Our written confirmation of order is authoritative in respect of the scope of delivery. Partial deliveries are permitted and shall be noted on the delivery note.

2. Where special tools or parts are ordered, and production based on a specific quantity is not economically possible, we shall be entitled to increase or decrease the order quantity in a manner that is customary in trade by up to 10 %, at least however by two items. The actual delivery quantity shall be charged.

3. We do not accept any procurement risk for the Goods to be delivered.

4. The cost of deadfreight that is the responsibility of the Buyer or its shipping agent shall be borne by the Buyer.

§ 6 Delivery and performance time

1. Binding delivery times must be expressly agreed upon as such in writing. Other delivery time details that are not expressly agreed upon as binding are non-binding or approximate delivery time details, and we shall endeavour to honour these.

2. In exceptional cases, binding delivery periods run from the date on which we confirm an order but not, however, before all order details, including the delivery, have been clarified and all the preconditions to be met by the Buyer have been met. Where the Buyer requests amendments after placing an order, and we consent to the amendment, a new delivery period shall start to run.

3. The day of notification of the readiness for despatch

shall apply as the delivery day. Deliveries prior to expiry of the delivery time are permitted.

4. If events of so-called force majeure occur about which we furnish information in each case without delay, the delivery period shall be extended by the duration of the hindrance. Force majeure is equated with industrial disputes, official intervention, energy and raw material shortages, operational hindrances that are not our responsibility such as those caused by fire, water and machine damage and all other hindrances which, in the case of an objective approach, have not been culpably brought about by us. If agreement is reached such that a delivery date, or a delivery period, has binding force and if such a date or period is exceeded by more than two months as a result of events of the aforementioned type, the Buyer shall be entitled to withdraw from the contract in respect of the part that has not yet been performed.

5. In the case of so-called call-off orders, we may request a binding classification two weeks after confirmation of order. If the Buyer fails to honour this request within three weeks, or if the Buyer defaults in acceptance, we shall be entitled to set an additional period of two weeks and once such a period has lapsed withdraw from the contract and claim for damages. Where not agreed to the contrary, as a matter of principle, deliveries ordered by way of a call-off are to be accepted within six months following confirmation of order.

6. Insofar as we are responsible for the failure to meet delivery dates that have been assured with binding force in exceptional cases, the Buyer shall be entitled to compensation of the proven damage sustained by the Buyer as a result of the default but, however, in terms of amount limited at most to 0.5 % of the Goods value that is in default for each full week of the default and at most shall be entitled to 5 % of the Goods value affected by the default. Compensation for further damage, in particular the loss of expected profit and other indirect damage, is excluded in accordance with Paragraph 9 of these General Terms and Conditions of Sale.

§ 7 Shipping and passing of risk

1. Unless agreed otherwise, all deliveries apply ex warehouse or ex works (see Paragraph 3 of these General Terms and Conditions of Sale), which is also deemed the place of performance for potential subsequent performance. As a result, the Buyer is responsible for transport/shipping and the risk of accidental loss or accidental deterioration shall pass to the Buyer upon handover to the carrier/the person otherwise determined in respect of performing the consignment.

2. Similarly, the risk of accidental loss/accidental deterioration shall pass to the Buyer upon dispatch if we send the Goods to the Buyer at the Buyer's request. We reserve the right to select the transport route and the means of transport. We are entitled, but do not undertake, to insure deliveries in the name and on account of the Buyer.

3. The handover or acceptance shall continue to apply if the Buyer defaults in acceptance. In addition, in the event of default in acceptance we shall be entitled, but do not undertake, to store the Goods at the Buyer's cost and risk.

4. In the event of a delivery stop as a result of default in payment or acceptance, or for another reason that is the Buyer's responsibility, the risk of the accidental loss/accidental deterioration shall pass to the Buyer at the latest upon notification of the readiness to dispatch.

5. Goods for which notice of readiness for dispatch has been given must be called-off without delay. Otherwise, we shall be entitled to send the Goods at our discretion or store them at the Buyer's cost and risk.

6. Where products can only be delivered in a certain packaging unit, we reserve the right to round up to the

amount for the next higher quantity of packaging unit or impose a surcharge in the sum of 10%.

7. If acceptance is proposed or agreed, this is to be performed swiftly, following notification of the readiness for dispatch, at our respective, stated, supply plant. If acceptance is not performed irrespective of the setting of a reasonable additional period, or the Buyer waives acceptance, we shall be entitled to send the Goods without acceptance or store them at the Buyer's cost and risk.

§ 8 Warranty

1. The warranty period is 12 months from the passing of risk. By contrast, the statutory period applies with respect to claims resulting from the German Product Liability Act or claims attributable to the loss of life, physical injury or detrimental effects on health. Wear-and-tear parts are excluded from the guarantee. We shall not provide any quality guarantees where an individual agreement has not been entered into. Performing work under warranty does not constitute recognition or acceptance of a defect.

2. Returns that are not based on a faulty object of sale are not permitted. In the event that a return is permitted in an exceptional case as a result of an express, written agreement, a credit note shall only be issued by way of deducting at least 25 % of the purchase price. All return delivery costs shall be borne by the Buyer.

3. In respect of the Buyer's warranty claims, it is required that the Buyer has honoured its obligations to inspect and provide notification of defects (e.g. Sections 377, 381 HGB). We are to be notified in writing of obvious defects within eight calendar days from delivery and notified of hidden defects within the same period from the time at which they are identified. If the Buyer fails to properly inspect and/or provide notification of defects, our liability for the defect for which notification has not been provided, or has not been provided in good time, shall be excluded.

4. If the delivered item is faulty, we may choose whether to provide subsequent performance by way of rectifying the defect (subsequent improvement) or by delivering a fault-free item (replacement). Subsequent performance shall neither entail the dismantling of the faulty item nor new installation if we did not originally undertake to provide installation. The Buyer is to give us the necessary time and opportunity to provide the due subsequent performance, in particular handover the goods for which notification of defects has been provided for inspection purposes. In the event of replacement, the Buyer is to return the faulty item to us.

5. If it becomes clear following an inspection that an item was not faulty, we may request compensation from the Buyer for the costs arising from the unjustified complaint (in particular inspection and transport costs) unless the Buyer could not recognize that the item was not faulty.

6. The Buyer's claims for compensation for loss suffered or reimbursement of expenses incurred in vain shall only apply, including in the case of defects, in accordance with Paragraph 9 and in other respects are excluded.

7. The above limitation periods of the sales law also apply to the Buyer's contractual and non-contractual claims for damages that are based on faulty Goods unless application of the normal statutory limitation (Sections 195, 199 German Civil Code) would, in an individual case, result in a shorter limitation period.

§ 9 Limitation of liability

1. Claims for compensation for loss suffered, irrespective of on which legal grounds these are based, are excluded unless we are to be accused of intent or gross negligence or of violating a key contractual obligation (see sub-section 2) more than just insignificantly. Where we are liable for simple negligence, the liability shall be limited to compensation of foreseeable, typical and direct damage. Compensation for indirect or collateral damage such as the loss of expected profit, loss of production and use and pecuniary damage regarding third

party claims is excluded.

2. Key contractual obligations are obligations a) that protect the Buyer's key contractual legal positions that are to be granted to him in accordance with the content and purpose of the contract and b) such contractual obligations, the honouring of which is required to properly execute the contract and compliance with which the Buyer can normally expect.

3. The aforementioned liability limitations also apply in the case of violations of obligations by, or in favour of, persons whose culpability is our responsibility in accordance with legal requirements. They do not apply if we have fraudulently concealed a defect, in the case of guaranteed provided in an exceptional case, to the Buyer's claims in accordance with the German Product Liability Act or as a result of loss of life, physical injury or detrimental effects on health.

§ 10 Rental containers and rental pallets

1. If we make the ordered Goods available to the Buyer on Euro pallets or other re-usable packaging, these are to be replaced by the Buyer within 7 calendar days with replacement items of the same type and value, or are to be returned to us. If this does not occur, we shall be entitled to invoice the Buyer for the used pallets/packaging at the replacement price.

2. In the case of gas deliveries, rental containers or pallets shall only be handed over to the Buyer on a rental basis for the transport, storage and for the Buyer's own use of the acquired gasses. Any other use, or forwarding to third parties, is prohibited. After emptying, the Buyer is to return the containers and pallets to us without delay at its own cost.

3. The Buyer shall be liable for any damage, pollution or loss of rental containers or pallets, and in such cases undertakes to inform us without delay.

4. In respect of surrendered rental containers that are not contrasted with appropriate gas containers for longer than three months, we may request as security an amount in the sum of the respective list price of similar, new, containers. Such an amount falls due for payment immediately. As soon as the Buyer returns a container for which security has been provided, the security shall be returned to the Buyer without interest and less potential repair costs. If the Buyer fails to return the containers, the security amount shall be set off against the compensation for damages payable by the Buyer. Potential residual content in returned containers shall not be remunerated.

§ 11 Reservation of title

1. We reserve ownership to the supplied Goods up until all existing claims resulting from the business connection (current account reservation) against the Buyer have been settled in full. Processing/finishing or conversion shall apply at all times in our name and by our order for us, however without any obligation for us, and without loss of our ownership.

2. The parties agree that the reservation of title also applies as extended reservation of title. The Buyer is entitled to sell the Goods during the course of normal business activities. Other disposal is prohibited, in particular an agreement on assignment prohibition with customers is prohibited that could result in the loss of our ownership.

3. The Buyer assigns to us at this point in time any claims to which the Buyer is entitled resulting from the use of the reserved Goods. If the Goods are sold with external items, or used as a substance, the assignment only applies to the revenue part that corresponds to the joint ownership part.

4. The entitlement to resell the object of sale shall become inapplicable if the Buyer discontinues its payment or defaults in payment. In such cases, we shall be entitled to disclose the assignment and collect the claim. The Buyer is to notify us without delay if an application is filed for the institution of insolvency proceedings regarding its assets.

5. The Buyer is only entitled to collect assigned claims during the ordinary course of business activities. The Buyer is to provide notification of third party access to the reserved goods without delay, and carry the cost of potential intervention. The Buyer is to insure the reserved goods at replacement value and at its own cost, in particular against theft, water, breakage, fire and other damage. The Buyer is to treat the reserved goods with due care, in particular comply with the proposed maintenance and use notices.

6. We undertake at the Buyer's request to release securities insofar as the realisable value of the security exceeds the claims that are to be secured by more than 10 %. We are free to choose the securities that are to be released.

7. In the event of failure to pay the due purchase price irrespective of a reasonable additional period or if this can be dispensed with, we shall be entitled, in accordance with the statutory requirements, to withdraw from the contract and/or demand return of the Goods as a result of the reservation of title. The demand for the return of the Goods does not simultaneously contain a statement of withdrawal. Moreover, we are entitled to merely demand the return of the Goods and reserve the right to withdraw.

8. For the duration of the reservation of title, in the event of the occurrence of damage we shall be entitled to all rights resulting from insurance policies entered into by the Buyer. In the absence of agreements to the contrary, benefits resulting from the comprehensive insurance are to be used in full for the repair of the delivery item. If a repair is waived following our approval in the case of severe damage, we shall use the insurance benefit to repay the purchase price and the cost of ancillary performance.

§ 12 Resale and export restrictions

1. The Buyer undertakes, in the case of an intended resale of the Goods, to comply with the statutory export restrictions and other provisions, in particular the German War Weapons Control Act and the Export Act as well as international trading restrictions, boycotts and UN sanctions.

2. If the Buyer violates its obligations resulting from sub-section 1, and if this results in damage or if a fine or an administrative fine is imposed against us, the Buyer shall insofar indemnify us.

§ 13 Applicable law and place of jurisdiction

1. The law of the Federal Republic of Germany applies to these General Terms and Conditions of Sale and the legal relations between us and the Buyer, by way of exclusion of international uniform law, in particular the UN Sales Law.

2. Frankfurt am Main, Germany, is deemed the exclusive, including the international, place of jurisdiction for all disputes resulting directly or indirectly from the contractual relationship. However, in all cases we are also entitled to bring legal action at the place of performance of the delivery obligation in accordance with these General Terms and Conditions of Sale or at the Buyer's general place of jurisdiction. This does not affect prior-ranking statutory requirements, in particular in respect of exclusive places of jurisdiction.

§ 14 Severability clause

In the event that individual provisions of these General Terms and Conditions of Sale are or become invalid, this shall not affect the validity of the other provisions. The parties undertake to replace the invalid provision with a legally valid regulation that comes closest to the economic objective of the invalid provision.

Date 11/2018



ROTHENBERGER Worldwide

Australia	ROTHENBERGER Australia Pty Ltd Unit 6, 13 Hoyle Avenue Castle Hill • NSW 2154 Tel.: +61 2 98 99 75 77 sales-au@rothenberger.com rothenberger.com.au	Italy	ROTHENBERGER Italiana s.r.l. Via G. Reiss Romoli 17-19 • I-20019 Settimo Milanese Tel.: +39 02 33 50 601 • Fax: +39 02 33 50 0151 info@rothenberger.it rothenberger.it
Austria	ROTHENBERGER Werkzeuge und Maschinen Handelsgesellschaft mbH Gewerbeparkstraße 9 • A-5081 Anif Tel.: +43 6246 72 0 91-250 • Fax: +43 6246 72 0 91-215 verkauf@rothenberger.at rothenberger.at	Netherlands	ROTHENBERGER Nederland bv Postbus 45 • NL-5120 AA Rijen Tel.: +31 1 61 29 35 79 • Fax: +31 1 61 29 39 08 info@rothenberger.nl rothenberger.nl
Belgium	ROTHENBERGER Benelux bvba Antwerpsesteenweg 59 • B-2630 Aartselaar Tel.: +32 3 8 77 22 77 • Fax: +32 3 8 77 03 94 info@rothenberger.be rothenberger.be	Poland	ROTHENBERGER Polska Sp. z o.o. Ul. Annopol 4A • Budynek C • PL-03-236 Warszawa Tel.: +48 22 213 59 00 • Fax: +48 22 213 59 01 biuro@rothenberger.pl rothenberger.pl
Brazil	ROTHENBERGER do Brasil LTDA Av. Fagundes de Oliveira, 538–Galpão A4 09950-300–Diadema/SP–Brasil Tel.: +55 11 4044-4748 • Fax: +55 11 4044-5051 comercial@rothenberger.com.br rothenberger.com.br	Russia	ROTHENBERGER Russia Avtosavodskaya str. 25 115280 Moscow, Russia Tel./Fax: +7 495 792 59 44 info@rothenberger.ru rothenberger.ru
Bulgaria	ROTHENBERGER Bulgaria EOOD Boul. Sitnjakovo 79 • BG-1111 Sofia Tel.: +35 9 2 9 46 14 59 • Fax: +35 9 2 9 46 12 05 info@rothenberger.bg rothenberger.bg	Scandinavia	ROTHENBERGER Scandinavia A/S Hemvärnsgatan 22 • SE-17154 Solna • Sweden P.O.Box 1366 • SE-17126 Solna • Sweden Tel.: +46 8 629 22 99 rosacan@rothenberger.com rothenberger.com/se-se/contact/
China	ROTHENBERGER (Wuxi) Rohr Technologies Co., Ltd. Building D • No 9 Lianhe Road Hudai Industrial Park, Binghu District 214161 Wuxi, China Tel.: +886 0510-83217213 • Fax: +886 0510-83217263 office@rothenberger.cn	South Africa	ROTHENBERGER-TOOLS SA (Pty) Ltd P.O. Box 4360 • Edenvale 1610 165 Vanderbijl Street, Meadowdale Germiston Gauteng (Johannesburg), South Africa Tel.: +27 11 3 72 96 31 • Fax: +27 11 3 72 96 32 info@rothenberger.co.za rothenberger.co.za
Czech Republic	ROTHENBERGER CZ Prumyslova 1306/7, 102 00 Praha 10 Tel.: +420 271 730 183 prodej@rothenberger.cz rothenberger.cz	Spain	ROTHENBERGER S.A. Ctra. Durango-Elorrio, Km 2 • E-48220 Abadiano (Vizcaya) (P.O. Box) 117 • E-48200 Durango (Vizcaya) Tel.: +34 94 6 21 01 00 • Fax: +34 94 6 21 01 31 ventas@rothenberger.com rothenberger.es
France	ROTHENBERGER France S.A. 24, rue des Drapiers, BP 45033 • F-57071 Metz Cedex 3 Tel.: +33 3 87 74 92 92 • Fax: +33 3 87 74 94 03 info-fr@rothenberger.com rothenberger.fr	Switzerland	ROTHENBERGER (Schweiz) AG Herostr. 9 • CH-8048 Zürich Tel.: +41 44 435 30 30 • Fax: +41 44 401 06 08 info@rothenberger-werkzeuge.ch
Germany	ROTHENBERGER Deutschland GmbH Industriestraße 7 • 65779 Kelkheim/Germany Tel.: +49 6195 800 81 00 • Fax: +49 6195 800 37 39 verkauf-deutschland@rothenberger.com rothenberger.com	Turkey	ROTHENBERGER TÜRKİYE ROTHENBERGER Center, Barboros Bulvarı No:9 TR-34775 Şerifali/Ümraniye İstanbul Tel.: +90 216 449 24 85 • Fax: +90 216 449 24 87 rothenberger@rothenberger.com.tr rothenberger.com.tr
	ROTHENBERGER Werkzeuge Produktion GmbH Lilienthalstraße 71-87 • D-37235 Hesisch-Lichtenau Tel.: +49 56 02 93 94-0 • Fax: +49 56 02 93 94-36	UAE	ROTHENBERGER Middle East FZCO PO Box 261190 • Jebel Ali Free Zone Dubai, United Arab Emirates Tel.: +971 4 883 97 77 • Fax: +971 4 883 97 57 office-ae@rothenberger.com
Greece	ROTHENBERGER Hellas S.A. Agias Kyriakis 45 • 17564 Paleo Faliro • Greece Tel.: +30 210 94 02 049 • +30 210 94 07 302-3 Fax: +30 210 94 07 322 ro-he@otenet.gr rothenberger.com		ROTHENBERGER Middle East Equipment Trading LLC PO Box 261190 • Al Quoz Industrial Area 3 Dubai, United Arab Emirates Tel.: +971 4 885 48 65 • Fax: +971 4 883 97 57 servicecenter-ae@rothenberger.com
Hungary	ROTHENBERGER Hungary Kft. Gubacsi út 24 • H-1097 Budapest Tel.: +36 1 3 47-50 40 • Fax: +36 1 3 47-50 59 info@rothenberger.hu rothenberger.hu	UK	ROTHENBERGER UK Ltd. 2, Kingsthorpe Park, Henson Way Kettering • GB-Northants NN16 8PX Tel.: +44 15 36 31 03 00 • Fax: +44 15 36 31 06 00 info@rothenberger.co.uk
India	ROTHENBERGER India Pvt. Ltd. Plot No 17, Sector-37, Pace city-I Gurgaon, Haryana-122 001, India Tel.: +91 124-4618900 • Fax: +91 124-4019471 contactus@rothenbergerindia.com rothenberger.in	USA	ROTHENBERGER USA LLC 7130 Clinton Road • Loves Park, IL 61111, USA Tel.: +1 80 05 45 76 98 • Fax: +1 81 56 33 08 79 customerservice-us@rothenberger.com rothenberger-usa.com

Imprint

This catalog is a publication of
ROTHENBERGER Werkzeuge GmbH
Industriestraße 7
D-65779 Kelkheim / Germany
Phone +49 6195 / 800 - 0
Fax +49 6195 / 800 - 3500
info@rothenberger.com
Company register and number:
Königstein / Taunus, HRB 2732

Great care was taken in compiling this catalog and reproduction of the product information. Nevertheless we cannot completely exclude the possibility of error. For this reason, ROTHENBERGER disclaims any liability for any errors which may have arisen despite careful checking of the contents.

The design, compilations, performance data, features, dimensions and weight of products can alter as a result of further technical developments and adaptation of our products to the requirements and wishes of our customers, without any duty on our part to announce this in advance.

We are not obliged to alter already delivered products to match such new developments. We also reserve the right to remove articles from our product programme.

This catalog invalidates all previous versions. Standard specifications are non-binding. The operating instructions and suggestions for use and safety are non-binding and do not in any way replace legal or other regulations, such as employer's liability insurance association regulations, in the respective countries.

No part of this catalog may be reproduced in any way whether by reprinting, photocopying, putting onto microfilm or any other process, or be converted into a machine-readable language or stored in any electronic systems and processed there without prior written permission from ROTHENBERGER Werkzeuge GmbH.

It is not permitted to make any changes and additions to the catalog. We reserve all rights for all countries.



**We connect people
with water and energy.
Safe. Sustainable.**



90560 / 01.20 / GB / MKT / SCH

Visit us:

rothenberger.com

 facebook.com/rothenberger

 instagram.com/rothenberger_official

ROTHENBERGER Werkzeuge GmbH

Industriestraße 7
D-65779 Kelkheim / Germany

Telefon +49 6195/800 - 0

Telefax +49 6195/800 - 3500

info@rothenberger.com