

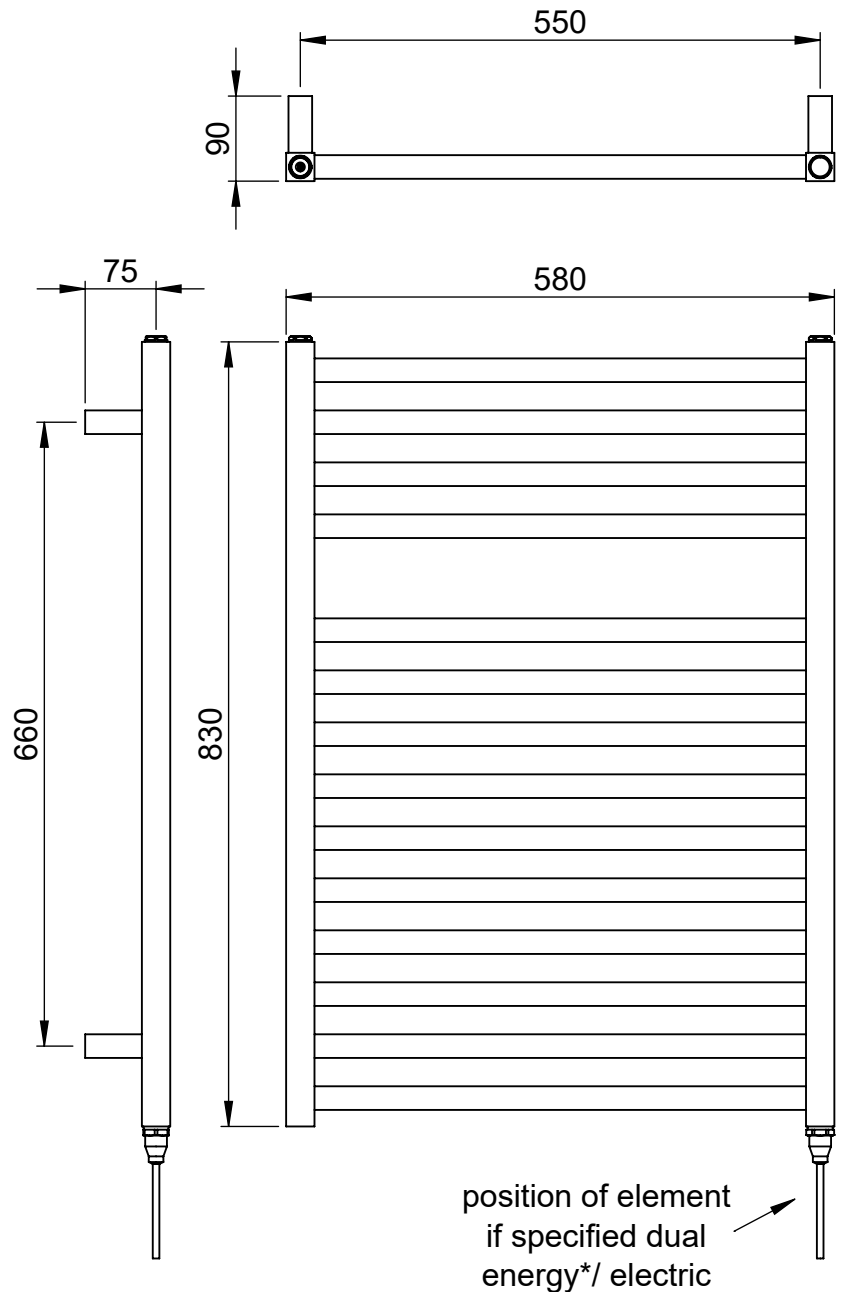
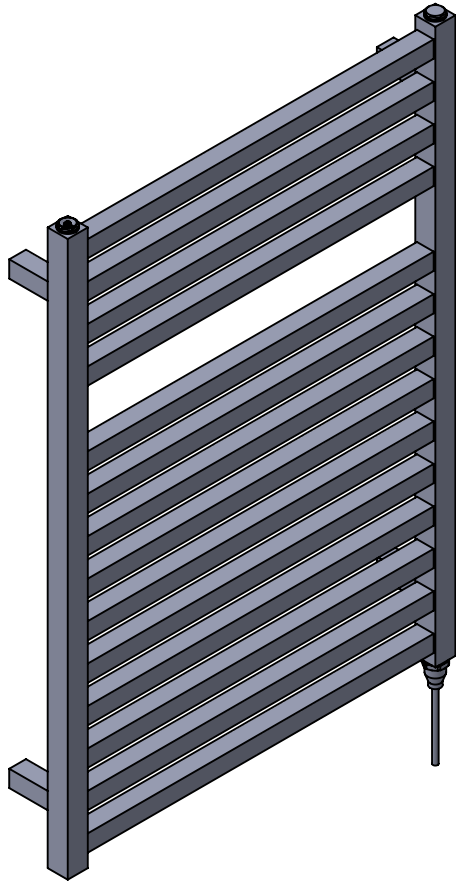
Squire MD047 830x580

Height: 830
Width: 580
Depth: 90
Weight HO: 8.50kg
EO: kg

Tube ϕ : 30sq + 25sq
Pipe Centres: 550
Elec. element if specified: 200
Output @ 50°C Δ T Watts: 331
BTUs: 1129

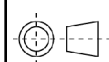
All dimensions in millimetres

Manufactured from Mild Steel



*Dual energy models require a conversion-tee, consult relevant drawing for details.

Vogue UK Ltd. reserve the right to alter specifications without prior notice.
ALL MEASUREMENTS ARE NOMINAL DIMENSIONS ONLY, AND ARE NOT BINDING.



SCALE 1:8



VOGUE UK
TOWEL WARMERS & RADIATORS

Strawberry Lane, Willenhall
West Midlands WV13 3RS
Tel: 01902 387000 Fax: 01902 387001
e-mail: sales@vogueuk.co.uk www.vogueuk.co.uk