

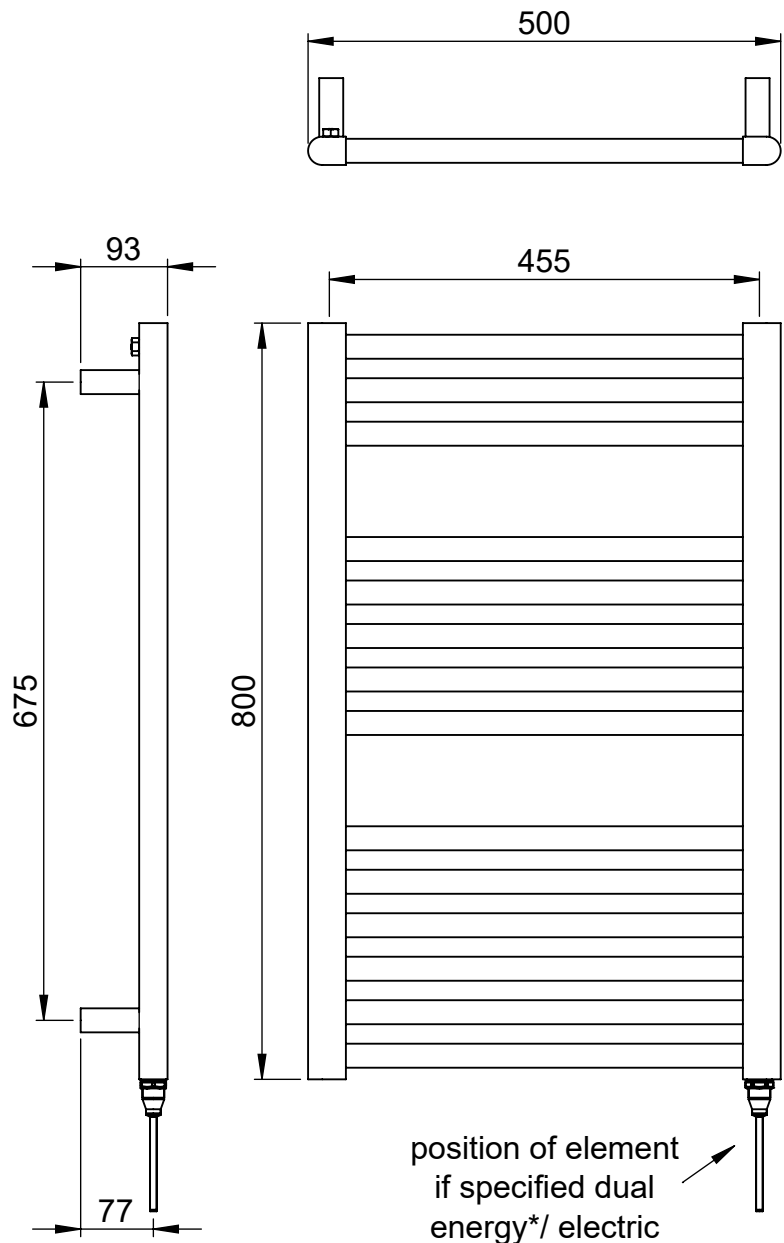
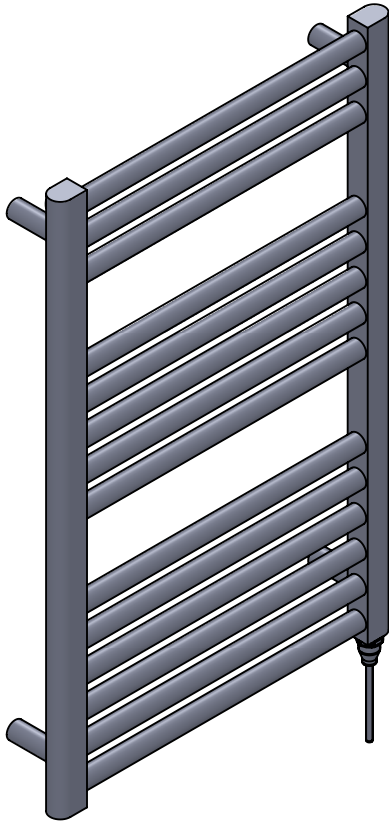
Focus MD001 800x500

Height: 800
Width: 500
Depth: 93
Weight HO: 7.5 kg
EO: 12.5 kg

Tube ϕ : 25 + 30x40 D Section
Pipe Centres: 455
Elec. element if specified: 150
Output @ 50°C Δ T Watts: 275
BTUs: 938

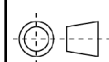
All dimensions in millimetres

Manufactured from Mild Steel



*Dual energy models require a conversion-tee, consult relevant drawing for details.

Vogue UK Ltd. reserve the right to alter specifications without prior notice.
ALL MEASUREMENTS ARE NOMINAL DIMENSIONS ONLY, AND ARE NOT BINDING.



SCALE 1:8



VOGUE UK
TOWEL WARMERS & RADIATORS

Strawberry Lane, Willenhall
West Midlands WV13 3RS
Tel: 01902 387000 Fax: 01902 387001
e-mail: sales@vogueuk.co.uk www.vogueuk.co.uk