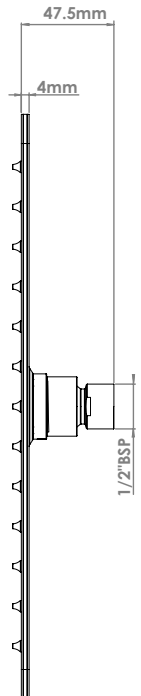

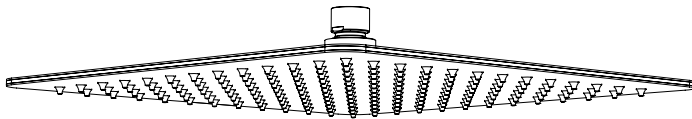


EVIE
fixed shower head

TRITON



INSTALLERS PLEASE NOTE THESE INSTRUCTIONS ARE TO BE LEFT WITH THE USER

EVIE FIXED SHOWER HEAD

INTRODUCTION

This is a single mode fixed showerhead, with rub clean nozzles.

WARNING!

Do not use abrasive or solvent cleaning fluids. The shower head should be cleaned using a soft cloth and warm water.

CLEANING

Before cleaning, turn off the unit at the mains supply to avoid the shower being accidentally switched on.

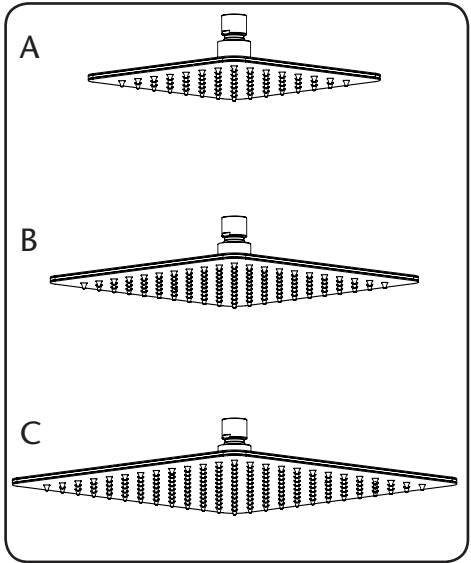
IT IS IMPORTANT TO KEEP THE SHOWER HEAD CLEAN TO MAINTAIN THE PERFORMANCE OF THE SHOWER. The hardness of the water will determine the frequency of cleaning. For example, if the shower is used every day in a very hard water area, it may be necessary to clean the shower head on a weekly basis.

To clean the nozzles simply rub your thumb over them.

DO NOT use a pin or similar to poke the holes otherwise the efficiency of the shower spray will be impaired.

In extreme cases, remove the shower head and leave to soak overnight in a mild proprietary descaler. Make sure all traces of scale are removed and thoroughly rinse in clean water afterwards.

Before refitting the shower head, flush any debris out of the arm.



SPARES

A. Evie 200mm shower head	88600031
B. Evie 250mm shower head	88600032
C. Evie 300mm shower head	88600033

Please refer to shower installation and operating instructions for service details. E&OE.