

ALPHA1

AFFORDABLE ENERGY EFFICIENCY

The ALPHA1 is a cost-efficient yet high-performing circulator. The reliable pump is the ideal choice in applications where the well-known UPS has been used to fulfil basic circulator needs.



The ALPHA1:

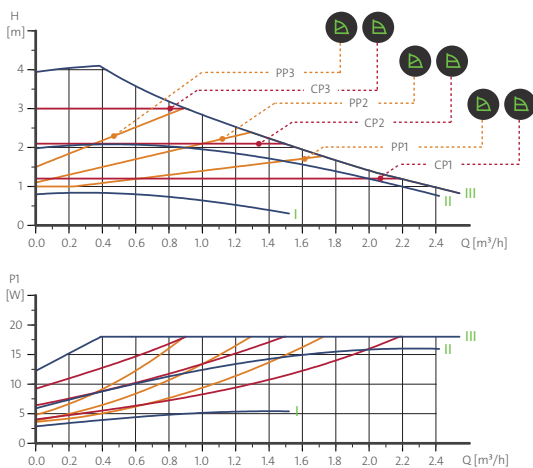
- is based on the field proven ALPHA2 with more than 3 million units sold
- cuts energy consumption by up to 80% compared to traditional pumps
- uses as little as 81 kWh per year (based on 150 m² standard house with 6840 heating hours per year)
- is adaptable to any type of heating system – one- or two-string – with radiators or under floor heating.

TECHNICAL DATA

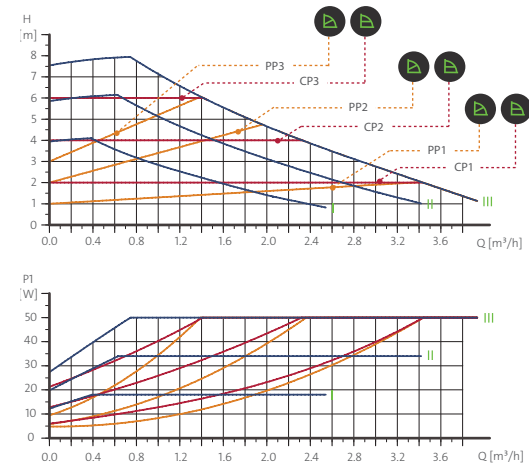
Supply voltage:	1 x 230 V – 50/60 Hz
Flow rate, Q_{max}:	2.4 m ³ /h
Liquid temperature:	+2° C to +110° C (TF 110)
System pressure, P_{max}:	1.0 MPa/10 bar
Power Range:	3-50 W
Ambient temperature:	0° C to +40° C
EEl:	≤ 0.20
Enclosure class:	IP X4D
Insulation class:	F

PERFORMANCE CURVES

ALPHA1 XX-40



ALPHA1 XX-80



ALPHA1 KEY FEATURES

Everything under control

- 9-segment power display provides an easy overview of all that is going on in the pump

Proportional pressure mode

- If the proportional pressure mode is selected, the differential pressure varies proportionally with the flow, i.e. higher flow means higher differential pressure
- Proportional pressure is the preferred choice for two-string systems with high flow variation
- Proportional pressure curve (high and low)

Constant speed mode

- Three constant speed modes for constant flow applications



Constant pressure mode

- The pump maintains constant pressure regardless of the flow
- The preferred operation mode for under floor heating and one-string systems with low flow variation
- Constant pressure curves (low and high)

Easy operation

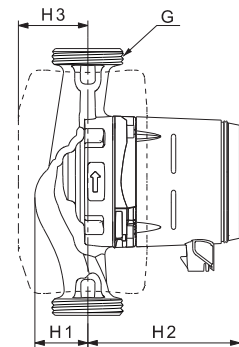
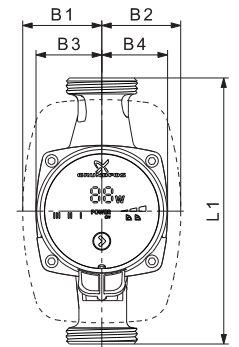
- Intuitive one-touch operation makes control mode selection simple

Easy connection

- The ALPHA plug makes electrical installation easier than ever before

TYPES AND DIMENSIONS

Pump type	Dimensions (mm)									Weights [kg]		Ship. vol. [dm ³]
	L1	B1	B2	B3	B4	H1	H2	H3	G	Net	Gross	
ALPHA1 15-40	130	54	54	44	44	36	104	47	G1	1.7	1.9	4.00
ALPHA1 15-50*	130	54	54	44	44	36	104	47	G1	1.7	1.9	4.00
ALPHA1 15-60	130	54	54	44	44	36	104	47	G1	1.7	1.9	4.00
ALPHA1 15-80	130	54	54	44	44	36	104	47	G1	1.7	1.9	4.00
ALPHA1 25-40	130	54	54	44	44	36	104	47	G1½	1.9	2.0	4.00
ALPHA1 25-40 N	130	54	54	44	44	37	104	47	G1½	2.0	2.1	4.00
ALPHA1 25-40	180	54	54	44	44	36	104	47	G1½	2.0	2.1	4.00
ALPHA1 25-40 N	180	54	54	44	44	37	104	47	G1½	2.1	2.3	4.00
ALPHA1 25-50*	130	54	54	44	44	36	104	47	G1½	1.9	2.0	4.00
ALPHA1 25-50 N*	130	54	54	44	44	37	104	47	G1½	2.0	2.1	4.00
ALPHA1 25-50*	180	54	54	44	44	36	104	47	G1½	2.0	2.1	4.00
ALPHA1 25-50 N*	180	54	54	44	44	37	104	47	G1½	2.1	2.3	4.00
ALPHA1 25-60	130	54	54	44	44	36	104	47	G1½	1.9	2.0	4.00
ALPHA1 25-60 N	130	54	54	44	44	37	104	47	G1½	2.0	2.1	4.00
ALPHA1 25-60	180	54	54	44	44	36	104	47	G1½	2.0	2.1	4.00
ALPHA1 25-60 N	180	54	54	44	44	37	104	47	G1½	2.1	2.3	4.00
ALPHA1 25-80	130	54	54	44	44	36	104	47	G1½	1.9	2.0	4.00
ALPHA1 25-80 N*	130	54	54	44	44	37	104	47	G1½	2.0	2.1	4.00
ALPHA1 25-80	180	54	54	44	44	36	104	47	G1½	2.0	2.1	4.00
ALPHA1 25-80 N*	180	54	54	44	44	37	104	47	G1½	2.1	2.3	4.00
ALPHA1 32-40	180	54	54	44	44	36	104	47	G2	2.1	2.3	4.00
ALPHA1 32-50*	180	54	54	44	44	36	104	47	G2	2.1	2.3	4.00
ALPHA1 32-60	180	54	54	44	44	36	104	47	G2	2.1	2.3	4.00
ALPHA1 32-80	180	54	54	44	44	36	104	47	G2	2.1	2.3	4.00



* Not available in all countries.
ALPHA1 is also available in stainless steel.

GRUNDFOS Holding A/S
Poul Due Jensens Vej 7
DK-8850 Bjerringbro
Tel: +45 87 50 14 00
www.grundfos.com

