

Portman 21 Washbasin 50cm 2 Taphole, Chainstay Hole & Overflow

ILLUSTRATED

S2309	Portman 21 washbasin 50cm, 2 tapholes with overflow and chainstay hole
B8262	Piccolo 21 inclined ½" washbasin pillar taps, lever operated, dual hot and cold indices, anti-vandal water saving nozzle
S8800	Waste 1¼" plastic waste with bead chain and plug, 80mm slotted tail, bolt stay
S8920	Trap 1¼" plastic resealing bottle, 75mm seal, multi-purpose outlet

OPTIONS

E0157	Wall fixing set
E0062	Basin fixing set for IPS panels or block walls



ILLUSTRATED PRODUCT DETAILS

Sizes

S2309 w:500 x d:420

Weights

S2309 12.73 KG

B8262 1.60 KG

S8800 0.08 KG

S8920 2.00 KG

Materials


S2309 Vitreous China

B8262 Chrome Plated Brass

S8800 Chrome Plated Plastic


S8920 Plastic

Finishes

S2309  White (01)

B8262  Chrome (AA)

S8800  Chrome (AA)

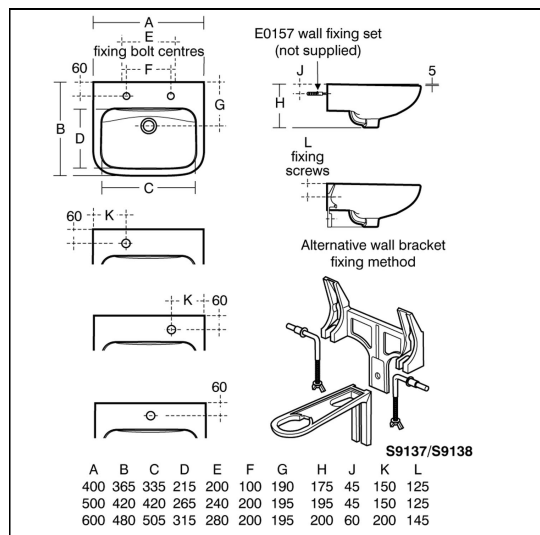
S8920  Neutral / No Finish (67)

Capacity

S2309 6 litres

Flow rates

B8262 5 Litres per minute @ 3 bar pressure



Standards

Washbasin to BS EN 14688 & BS EN 31

Special Notes

Washbasin wall mounted using E0157 wall fixing set or panel mounted using E0062 fixing set. Alternative S9137 Bracket can be used.