

RANGE BROCHURE

HEATING & HOT WATER SOLUTIONS



HIGH EFFICIENCY BOILERS
LOW CARBON SOLUTIONS

MAKE ALPHA YOUR FIRST CHOICE.

Alpha is recognised throughout the UK as one of the heating industry's leading lights – a company, with over 50 years' experience, that successfully combines traditional business values with a highly innovative approach to all aspects of its operation.

Comprehensive heating and hot water options

Manufacturing a range of boilers to meet the heating and hot water needs of practically every property type or household size, Alpha also offers energy-saving products that work alongside its boilers; allowing low carbon technologies like solar thermal and flue gas heat recovery to be incorporated easily and affordably.

Advanced manufacturing, innovative engineering

Part of the Italian-owned Immergas Group, one of Europe's leading heating appliance manufacturers, Alpha benefits from some of the most advanced production facilities in the world - continually refining its product range and making the most of new and existing technologies to create genuinely innovative heating solutions.

Choose Alpha for quality

Choosing an Alpha appliance is your assurance of quality. Put simply, it means you can enjoy the very best heating technology money can buy. Using only the best components and exceptionally high manufacturing standards, our appliances deliver truly outstanding performance and reliability.

Making a difference

While sustainable energy resources like the sun and geothermal have an increasingly prominent part to play in our lives, we are not yet at a stage in the UK where we can rely solely upon them.

Here at Alpha, we marry new and traditional technologies, drawing on the best elements of each to deliver unique heating solutions.

Wherever possible we encourage a holistic approach to each project, utilising the familiar high efficiency gas boiler with advanced 'bolt-on' products such as GasSaver and SolarSmart in tailor-made systems.

Such solutions are practical to install and extremely cost effective, enabling people to make an impact on their energy bills and carbon footprint sooner rather than later.

Whether you need help choosing the right heating appliance, or you experience difficulty before, during or after installation, we are here to assist. You can rely on our Customer Service team to provide you with expert advice. Whether it's a simple query or a more complicated problem, help is only a phone call away.

Service engineers

In the unlikely event that you experience a problem with one of our products that can't be resolved over the phone or by visiting our website, we'll send out one of our nationwide service engineers. They are equipped with the latest communication technology to keep response times to a minimum.

Annual service

It is important to ensure that your boiler is properly maintained from the date of installation. An annual service will provide peace of mind that your boiler is working safely and efficiently, which in the long term will save you money on your fuel bills. It will also help prevent any potential problems so you can enjoy heating and hot water all year round without any unnecessary disruption.

Please speak to your installer about an annual service plan, or contact us and we will be happy to help.

0344 871 8764

(Calls are free within inclusive minutes packages; otherwise standard rates apply.)

www.alpha-innovation.co.uk

Visit the Alpha website to access our useful Boiler Control Panel Troubleshooter and Frequently Asked Questions pages.

Additional sets of appliance user and installation instructions can also be downloaded from here.

TOGETHER WE'RE STRONGER.

Alpha is part of the Immergas Group, which operates in 30 countries including eight in Europe. Market leader in its home country of Italy, Immergas has produced over 5 million boilers alone and is arguably Europe's leading heating appliance manufacturer.



The Immergas headquarters covers 50,000 square metres and houses some of the most advanced manufacturing, research and development facilities to be found anywhere in the world.

With all this at our disposal, we are able to indulge our passion for product innovation. Evident across all our ranges, this approach enables us to develop truly unique solutions to the supply, cost and environmental issues associated with traditional energy resources, such as gas.

Quality assured

Immergas is certified ISO 9001:2000, issued by the prestigious German organisation TÜV, in recognition of the extreme reliability of company quality management processes.

All aspects of the company's operation are covered – including design and product development, incoming materials acceptance, manufacturing processes, and after-sales service.

In a specific laboratory, specialist personnel test boilers every day with nothing left to chance – even down to the technical documentation and packaging.

HELPING YOU MEET THE CHALLENGE.

We understand the challenges you face when designing homes to meet the requirements of today's building regulations, standards and guidelines. When it comes to heating and hot water appliances, there are plenty of low carbon options open to you. However, matters such as budget and practicality of installation can often prevent them being implemented. That's where Alpha Heating Innovation can help.

Our GasSaver, FlowSmart and SolarSmart products enable you to maximise domestic heating and hot water system performance to achieve significantly improved energy efficiency and carbon emissions levels.

By utilising familiar heating technology, they avoid the need to radically re-think traditional heating system design, helping you to control building costs and project timings in the process.

We offer help with heating design and SAP calculations, technical advice throughout the project as required by you, as well as providing Alpha product training; ensuring you specify and install the most cost effective and efficient solution for your project.



Case study

Alpha has supplied high performance boilers throughout Parklands – a luxury CALA Homes development in Aberdeen.

With high quality specification key for this project, the InTec 40GS2 with integrated GasSaver was selected for its superior efficiency and energy saving credentials.

Standing in two blocks, the 46 two and three bedrooms development is located off the leafy and tranquil May Baird Avenue, just a short walk from the excitement and bustle of Aberdeen's city centre. The prestigious apartments are light and spacious with a choice of nine different designs to suit individual needs; ideal for busy professionals or city dwellers seeking comfortable living on one level.

Bruce Masson, Architectural Manager for CALA Homes (North), said: *"We were looking for a solution that not only offered optimal energy efficiency but also offered our customers minimal operation. The GasSaver technology is a 'fit and forget' solution that does exactly that, and because it is built into the unit, it means it doesn't take up any additional space. With year-on-year increases in energy costs, the InTec 40GS2 can potentially help our customers save money whilst maintaining the quality and delivery expected when buying a CALA home."*

Darran Smith of Alpha Heating Innovation, said: *"Working with CALA Homes on this project was highly satisfying because the best heating solution was specified for the requirements, resulting in all parties coming away happy. The InTec 40GS2 boiler has plenty going for it with its ability to meet high heating and hot water demands combined with its significant energy saving endorsement."*

*Target Emission Rate

We're here to help [0344 871 8764](tel:0344 871 8764)

www.alpha-innovation.co.uk | 7

IT'S ALL ABOUT YOU.

At Alpha, we believe in supporting our installers and are constantly looking at ways in which we can help you and your business thrive. That's why we developed the AlphaOne loyalty scheme, our handy installer app and offer free installer training.

To find out more about how we can support you as an Alpha installer call us on **0344 871 8763** or visit www.alpha-innovation.co.uk/alphaone



AlphaOne
Loyalty. Rewarded.

AlphaOne

At Alpha we believe in supporting our installers and that's why we launched the all-encompassing loyalty scheme, AlphaOne.

By registering your boiler installations with us, you'll not only be awarded points that you can redeem against a choice of hundreds of items, but we'll also help make your life easier with exclusive business-related benefits and marketing support.



Alpha Installer App

The easiest way to notify us of your installations is via the dedicated installer area on our website or by using our mobile app. As well as ensuring your customers' warranty is set up on our system, we'll also submit the details to Gas Safe on your behalf and cover the cost of the notification fee.



FREE INSTALLER TRAINING

We understand the difficulties of working in an increasingly competitive environment. Improving product knowledge and staying up-to-date with the latest innovations can help and that's why we encourage installers to attend our free training course.

Available at various locations nationwide, the one-day course gives practical hands-on experience of our latest products and lifts the lid on the latest energy saving products and relevant legislation.

For more information or to book, email training@alpha-innovation.co.uk

CREATE YOUR PERFECT HEATING SYSTEM



Think of the things that really matter to you and your clients when choosing a boiler. Build quality, reliability, energy efficiency, ease of operation and last, but by no means least, ease of installation. These are the things that make a difference.



Meeting the new Boiler Plus legislation is simple.

Just pick one of these options and install with any new Alpha high efficiency boiler. Regardless of which option is chosen, customers can look forward to making considerable annual gas savings for years to come.

*Weather Compensation Probe must be installed with a room thermostat.

3 easy choices from Alpha

- + Weather Compensation Probe*
- + Climatic Control
- + GasSaver

BOILERS page 12-21

With a selection of boiler types in a variety of outputs, there's an Alpha boiler to suit practically every property type or household size. All models combine exceptional levels of efficiency with a host of genuinely innovative features. That's why choosing an Alpha boiler makes sense because, whichever model it is, our boilers are guaranteed to deliver on every aspect.

Whether required as a stand-alone appliance or part of an integrated system, an Alpha boiler represents the ultimate choice.

ENERGY SAVING page 22-27

InTec 40GS2 and GasSaver

GasSaver extracts heat from waste boiler flue gases, using it to pre-heat cold mains water before entering the boiler. This reduces the amount of gas required by the boiler to deliver hot water. It is available built-in with our InTec 40GS2 boiler model or as a compact add-on unit for positioning neatly above our other boilers.

FlowSmart

Ideal for homes with above average hot water demands, FlowSmart negates the need for a large, permanent store of hot water. The thermal store draws heat from the boiler's primary circuit and, along with heat from the GasSaver unit, is used to pre-heat cold mains water prior to it entering the boiler.

SolarSmart

SolarSmart is a solar thermal system designed to work with an Alpha combination boiler, giving it a considerable energy saving advantage over conventional systems. With less paid-for energy used than conventional solar thermal systems, SolarSmart provides users with the opportunity to make even greater reductions to energy bills and CO₂ emissions.

FLUEING page 28-29

The telescopic EasyFlue can save up to an hour's installation time and provides a neat and stylish finish. The EasyFlue also comes with a range of plume management options. The standard terminal can be adapted to divert plume at 45° upwards, to the left or right.

For applications where there is a need to divert plume further away from the original terminal position, there is a full Plume Management Kit available.

CONTROLS page 30-31

Controls help optimise heating system efficiency and, in turn, reduce energy bills. Designed specifically to complement the Alpha boiler range, our controls enable users to precisely programme their heating systems to suit their lifestyles and desired comfort levels.

ACCESSORIES page 32-34

PremierPack & Cyclone Plus

Fitting one of our PremierPack wall-mounting jigs or Cyclone Plus magnetic filter with our E-Tec boilers provides built-in protection against debris in the system, and automatically adds either one, two or three years to the standard boiler guarantee.

Pipe Cross-over Kit

Modifies the location of the gas inlet and the primary heating return, saving time on the installation of a new Alpha boiler when replacing a model with a different pipe configuration.

Condensate Pump


Required for low level boiler installations where the condensate needs to be pumped upwards for removal, or where drainage connection is difficult. Compatible with the combined condensate and PRV connection.

Weather Compensate Probe

The Weather Compensation Probe improves efficiency by adjusting the boiler's heat output according to outside temperature. Requires the Alpha three-way diverter valve kit when added to an E-Tec system boiler.

Trace Heating Kit

Fit the Trace Heating Kit to eliminate the risk of frozen condensate pipes and subsequent damage to the boiler. The 3m electric trace wire is controlled by the boiler in conjunction with an outside weather probe (supplied with kit).



E-TEC

Key features:

- + Stainless steel heat exchanger
- + High efficiency Grundfos pump and hydroblock assembly
- + Single electrode
- + Easy-access dry-change NTCs
- + Combined condensate and pressure relief valve connection
- + Zinc plated expansion vessel to prevent corrosion

5 YEAR
WARRANTY

Boiler specifications

Model	Part number	DHW output (kW)	CH output (kW)	Flow rate @ 35°C rise l/min	Boiler dimensions H x W x D (mm)	Lift weight (kg)	Standard guarantee	Modulation range	Max. horizontal flue length (m)	Max. vertical flue length (m)
E-Tec 28	3.027374	28.3	26.1	12.1	712 x 440 x 255	33.6	5 yr	1:6	12	14
E-Tec 33	3.027375	32.0	29.7	14.1	712 x 440 x 255	35.5	5 yr	1:6	12	14

LPG models available

Accessories

500mm EasyFlue	1000mm EasyFlue	PMK (black)	Pipe cross-over	Weather comp.	Trace heating kit	Climatic RF	Climatic hard-wired	24h mechanical EasyStat	Digital EasyStat	24h plug-in timer
6.2000510	6.2001010	6.2001300	3.028658	3.022383	6.5500000	3.022143	3.022144	6.1000240	7.2000050	6.1000201




To make the E-Tec Boiler Plus compliant, simply add on any of the following:

- + Weather Compensation Probe*
- + Climatic Control
- + GasSaver

*Weather Compensation Probe available on its own or as part of the Trace Heating Kit. Must be installed with a room thermostat.

ACCESSORIES



+2 YEAR WARRANTY

PremierPack Pro
Part Number: 3.028421



+1 YEAR WARRANTY

Cyclone Filter
Part Number: 3.024172



Pipe Crossover Kit
Part Number: 3.028658



Condensate Pump
Part Number: 3.026374



E-TEC PLUS

Key features:

- + Stainless steel heat exchanger
- + High efficiency Grundfos pump and hydroblock assembly
- + Single electrode
- + Easy-access dry-change NTCs
- + Combined condensate and pressure relief valve connection
- + Zinc plated expansion vessel to prevent corrosion
- + Copper pipe tails with isolation valves
- + Integrated filling loop
- + Control panel and bottom cover

7 YEAR
WARRANTY

Boiler specifications

Model	Part number	DHW output (kW)	CH output (kW)	Flow rate @ 35°C rise l/min	Boiler dimensions H x W x D (mm)	Lift weight (kg)	Standard guarantee	Modulation range	Max. horizontal flue length (m)	Max. vertical flue length (m)
E-Tec Plus 28	3.028466	28.3	26.1	12.1	712 x 440 x 268	33.6	7 yr	1:6	12	14
E-Tec Plus 33	3.028467	32.0	29.7	14.1	712 x 440 x 268	35.5	7 yr	1:6	12	14

LPG models available

Accessories

500mm EasyFlue	1000mm EasyFlue	PMK (black)	Pipe cross-over	Weather comp.	Trace heating kit	Climatic RF	Climatic hard-wired	24h mechanical EasyStat	Digital EasyStat	24h plug-in timer
6.2000510	6.2001010	6.2001300	3.028658	3.022383	6.5500000	3.022143	3.022144	6.1000240	7.2000050	6.1000201




To make the E-Tec Plus Boiler Plus compliant, simply add on any of the following:

- + Weather Compensation Probe*
- + Climatic Control
- + GasSaver

*Weather Compensation Probe available on its own or as part of the Trace Heating Kit. Must be installed with a room thermostat.

ACCESSORIES



+3 YEAR WARRANTY

PremierPack Extra
Part Number: 3.028667



+1 YEAR WARRANTY

Cyclone Filter
Part Number: 3.024172



Pipe Crossover Kit
Part Number: 3.028658



Condensate Pump
Part Number: 3.026374



E-TEC SYSTEM BOILERS

Key features:

- + Stainless steel heat exchanger
- + High efficiency Grundfos pump and hydroblock assembly
- + Single electrode
- + Easy-access dry-change NTCs
- + Combined condensate and pressure relief valve connection
- + Zinc plated expansion vessel to prevent corrosion

**5 YEAR
WARRANTY**

Boiler specifications

Model	Part number	CH output (kW)	Boiler dimensions H x W x D (mm)	Lift weight (kg)	Standard guarantee	Modulation range	Max. horizontal flue length (m)	Max. vertical flue length (m)
E-Tec 20S	3.028469	26.1	712 x 440 x 255	32.2	5 yr	1:6	12	14
E-Tec 30S	3.028470	29.7	712 x 440 x 255	34.1	5 yr	1:6	12	14

LPG models available


Accessories

500mm EasyFlue	1000mm EasyFlue	PMK (black)	Pipe cross-over	Weather comp.	Trace heating kit	Diverter valve kit	Climatic RF*	Climatic Hard Wired*	Comfort 2 channel
6.2000510	6.2001010	6.2001300	3.028658	3.022383	6.5500000	6.5500048	3.022143	3.022144	3.022142

*Alpha Diverter Valve Kit must be used.



ACCESSORIES



**+3 YEAR
WARRANTY**

PremierPack Extra
Part Number: 3.028667



**+1 YEAR
WARRANTY**

Cyclone Filter
Part Number: 3.024172



Three-Way Diverter Valve Kit
Part Number: 6.5500048

We recommend this is fitted with Climatic Control.



Comfort 2-Channel Control
Part Number: 3.022142



E-TEC REGULAR

Key features:

- + Stainless steel heat exchanger
- + New backlit display
- + Single electrode
- + Easy-access dry-change NTCs
- + Optional external pump wiring

5 YEAR
WARRANTY

Boiler specifications

Model	Part number	CH output (kW)	Boiler dimensions H x W x D (mm)	Lift weight (kg)	Standard guarantee	Max. horizontal flue length (m)	Max. vertical flue length (m)
E-Tec 15R	3.028463	15.1	600 x 390 x 305	27	5 yr	12	14
E-Tec 20R	3.028464	20.4	600 x 390 x 305	27	5 yr	12	14
E-Tec 25R	3.028465	26.1	600 x 390 x 305	27	5 yr	12	14

LPG models available

Accessories

500mm EasyFlue	1000mm EasyFlue	PMK (black)	Weather comp.	Trace heating kit	Hot water relay kit	Climatic RF*	Climatic Hard Wired*	Comfort 2 channel
6.2000510	6.2001010	6.2001300	3.022383	6.5500000	3.029422	3.022143	3.022144	3.022142

*Alpha Diverter Valve Kit must be used.



ACCESSORIES



Trace Heating Kit
Part Number: 6.5500050



Weather Compensation Probe
Part Number: 3.022383



Three-Way Diverter Valve Kit
Part Number: 6.5500048

We recommend this is fitted with Climatic Control.



Comfort 2-Channel Control
Part Number: 3.022142



PROTEC PLUS

Key features:

- + 4 models from 50 – 115kW
- + 1:10 modulation range
- + Low emissions (ultra low NO_x<23PPM)
- + Fully modulating built-in circulator pump
- + Stainless steel heat exchanger
- + Weather Compensation compatible; with external probe
- + Heating and hot water control with use of the DHW diverter kit
- + Simple thermostat control or optional zone manager features
- + Back-lit LCD interface
- + Open or room sealed flueing options

**3 YEAR
WARRANTY**

Boiler specifications

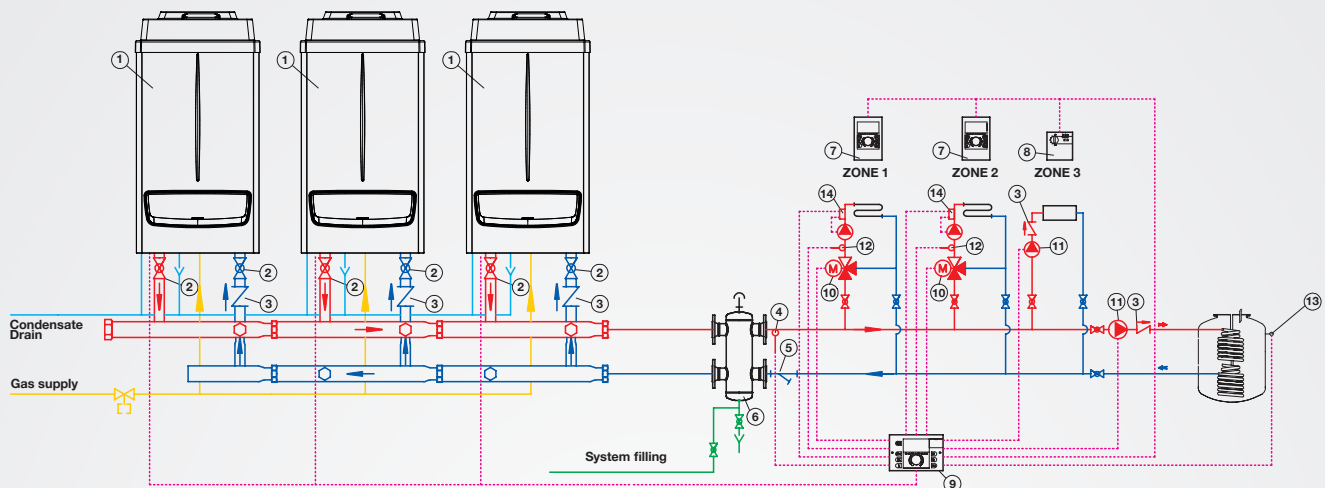
Model	CH input net (kW)	CH output condensing(kW)	Minimum Output (kW) 80/60°C	Dimensions (mm)	Weight (kg)	Part L Seasonal Efficiency %	Nox class	Nox (mg/kWh)
ProTec Plus 50	51.3	54.8	5.0	843 x 442 x 457	51	96.4	5	38
ProTec Plus 70	69.9	74.5	7.2	1038 x 600 x 502	81	96.5	5	25
ProTec Plus 90	92.3	98.8	9.4	1038 x 600 x 632	96	96.8	5	20
ProTec Plus 115	114.1	121.7	11.0	1038 x 600 x 632	103	96.4	5	31

LPG models available

Maximum flue lengths

Model	80mm Single pipe flue				80-125mm Concentric flue			
	50	70	90	115	50	70	90	115
Maximum length	30m	28m	14m	8.5m	14.5m	11m	8m	5m
90° bend is equivalent to				2.1m				1.9m
45° bend is equivalent to				1.3m				1.4m

For further help on flueing options call our **Alpha technical helpline on 0344 871 8764**.



Cascade system example:

Multiple boiler supplying TWO mixed and ONE direct temperature heating zones and storage cylinder for domestic hot water.

Cascade Manager

The central unit of the thermoregulation system can control, monitor and program the operating sequence up to a maximum of 8 boilers in cascade. The manager controls the boiler's output adjusting it to the system requirements.

The manager can control up to 3 heating zones and a DHW circuit for a separate storage cylinder. It is also possible to install up to 5 managers in parallel (of which only the master will be connected to the boilers) to control up to a maximum of 15 heating zones and 5 storage cylinders for the domestic hot water production.



Part Number: 3.015244

Zone Manager

Connected to the Cascade Manager, it allows control of an individual heating zone from the remote Zone Manager. This means that the previously set functioning parameters (turn on/off, temperatures, etc.) can be easily modified by the user, without having to operate the central manager.



Part Number: 3.015264

Remote control for single boiler
Part Number: 3.020358

Single Boiler Controller

Can be used on a single boiler to control one heating zone and one DHW zone. It must be used with the Alpha 3-way valve kit.

Modulating Room Thermostat

Connected to the Cascade Manager, it allows the user to regulate the room temperature of individual zones.



Part Number: 3.015245



INTEC 40GS2

Key features:

- + ErP compliant boiler with integrated GasSaver technology
- + 35% reduction in gas used to provide hot water
- + Same connections as a standard combi boiler with no additional exposed pipework
- + Low electrical consumption
- + Isothermic stainless steel heat exchanger
- + High efficiency Grundfos pump and hydroblock assembly
- + Backlit LCD with push button controls and detailed operational information
- + Easy-access NTCs on front of pipes
- + One-piece cartridge diverter valve
- + Clip-on DHW temperature sensor to prevent corrosion

**5 YEAR
WARRANTY**

**BOILER
+PLUS**

Boiler specifications

Model	Part number	DHW output (kW)	CH output (kW)	Flow rate @ 35°C rise l/min	Boiler dimensions H x W x D (mm)	Lift weight (kg)	Standard guarantee	Modulation range	Max. horizontal flue length (m)	Max. vertical flue length (m)
InTec 40GS2	3.028276	33.7	30.7	15.8	1000 x 440 x 360	60	5 yr	1.5	8	10

LPG models available

GASSAVER2

Key features:

- + Uses up to 35% less gas
- + Easy to install
- + Maintenance free
- + Silent in operation
- + Increases boiler efficiency
- + Reduces carbon emissions
- + Reduces nuisance plumbing
- + SAP Building Regulations approved GS-2-ALPCD.
SAP Index no.060037

Part Number: 6.2002000

How it works

- 01** First it stores the condensate normally expelled into the atmosphere through the boiler flue.
- 02** Then, heat from this condensate and flue gas heat is recycled to pre-heat water coming into the boiler from the cold mains supply.
- 03** This significantly reduces the amount of gas required by the boiler to heat water.
- 04** Energy bills and carbon emissions are significantly reduced.

SAVE
UP TO
£180
A YEAR

**BOILER
+PLUS**

FLOWSMART

Key features:

- + Exceptional energy efficiency
- + Ideal for households with above average hot water demands
- + Delivers hot water for long periods
- + High flow rate even when demand is high
- + Simple installation
- + Space efficient
- + Low voltage PV immersion kit available

5 YEAR
WARRANTY

BOILER
+PLUS

Boiler specifications

Model	DHW output (kW)	CH output (kW)	Maximum flow rate l/min	Boiler dimensions H x W x D (mm)	Floorstanding cylinder dimensions (mm)	Wall-mounted cylinder dimensions (mm)	Standard guarantee	Max. horizontal flue length (m)	Max. vertical flue length (m)
FlowSmart with E-Tec Plus 33	32.6	24.7	18.0*	720 x 440 x 300	470 Dia x 650 H	1000 x 360 x 360	7 yr	10	12
FlowSmart with InTec 40GS2	33.7	30.7	18.0*	1000 x 440 x 360	470 Dia x 650 H	1000 x 360 x 360	5 yr	8	10

* With sufficient mains water supply.

FlowSmart is also available with a 50 litre floor-standing thermal store that can be combined with either the InTec 40GS2 or an E-Tec Plus boiler with separate GasSaver.

Piping kit required when using the InTec 40GS2 in this set-up.

Part Number: 3.022913
(Piping Kit with InTec 40GS2)

Part Number: 6.2004555
(Wall-hung FlowSmart)

Part Number: 6.2003555
(FlowSmart with E-Tec Plus 33 and floorstanding cylinder)

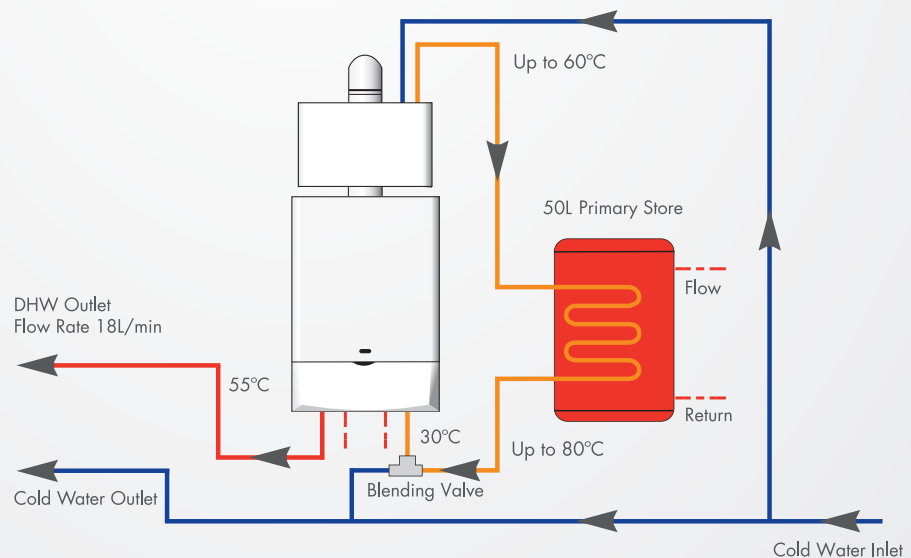
Part Number: 6.2005555
(FlowSmart with InTec 40GS2 and floorstanding cylinder)

How it works

- 01** When there is a hot water demand, mains cold water flows into the GasSaver, where it is pre-heated using heat reclaimed from boiler flue gases.
- 02** It then passes through the thermal store's coil heat exchanger where it is heated further by surrounding hot water from the primary system (also known as the central heating system).
- 03** The water then passes through a blending valve, where it is controlled to an optimum 30°C before entering the boiler. Energy bills and carbon emissions are significantly reduced.
- 04** Due to the mains water being pre-heated, the boiler's workload is significantly reduced.

Principal of operation

Various configurations available.



SOLARSMART

Key features:

- + Unique combi-based solar thermal solution
- + Space saving 103 litre wall-hung cylinder
- + Choice of 'in-roof' and 'on-roof' fixing kits
- + Easy plug-in controls
- + Built-in 8 litre expansion vessel and unvented kit
- + LCD display
- + Can be retrofitted to any Alpha High Efficiency boiler with solar valve
- + 10 year guarantee on collector and cylinder





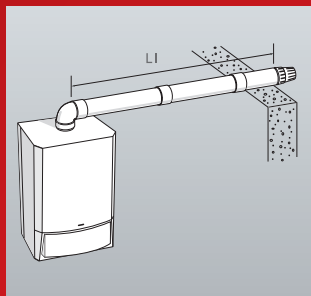
How it works

- 01** The stored volume of hot water is only heated using energy collected from the solar panel – so there is never any gas used in maintaining the cylinder temperature.
- 02** If the boiler does fire, then the water being fed to it will usually be pre-heated, so it will only need to operate at part load, using less gas.
- 03** Because the system works with a combination boiler, hot water isn't stored unnecessarily, but is always available, on demand, even if the cylinder is depleted. Energy bills and carbon emissions are significantly reduced.

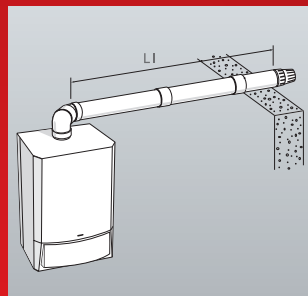
FLUEING

HORIZONTAL FLUES

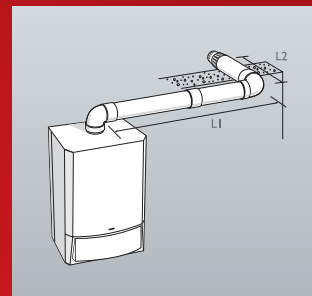
For horizontal flues, purchase telescopic EasyFlue with terminal and the relevant number of extensions/bends.



Maximum horizontal flue length (after the first bend) is 12m for E-Tec models. Allow 1.3m of flue length for each 90° bend, 0.9m of flue length for each 45° bend.



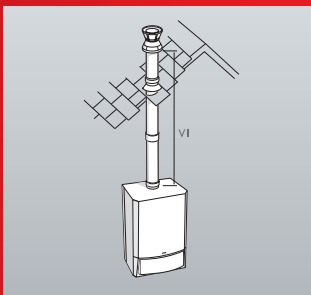
A 90° bend off the top of the boiler angled at 45° to the back wall with a 45° bend attached to it. The maximum flue length [L1] using one 45° bend is 11.1 metres for E-Tec models.



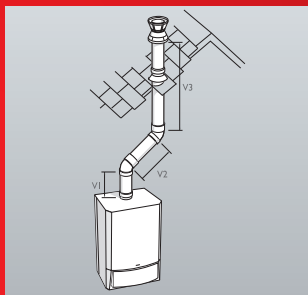
A 90° bend is equivalent to 1.3m of straight flue. Maximum length of flue [L1+L2] with 90° bend is 10.7 metres for E-Tec models.

VERTICAL FLUES

For vertical flues, purchase boiler only and the relevant flue components necessary. Allow 0.9m for each 45° bend.



Maximum vertical flue length is 14m for E-Tec models. Allow 0.9m of flue for each 45° bend.



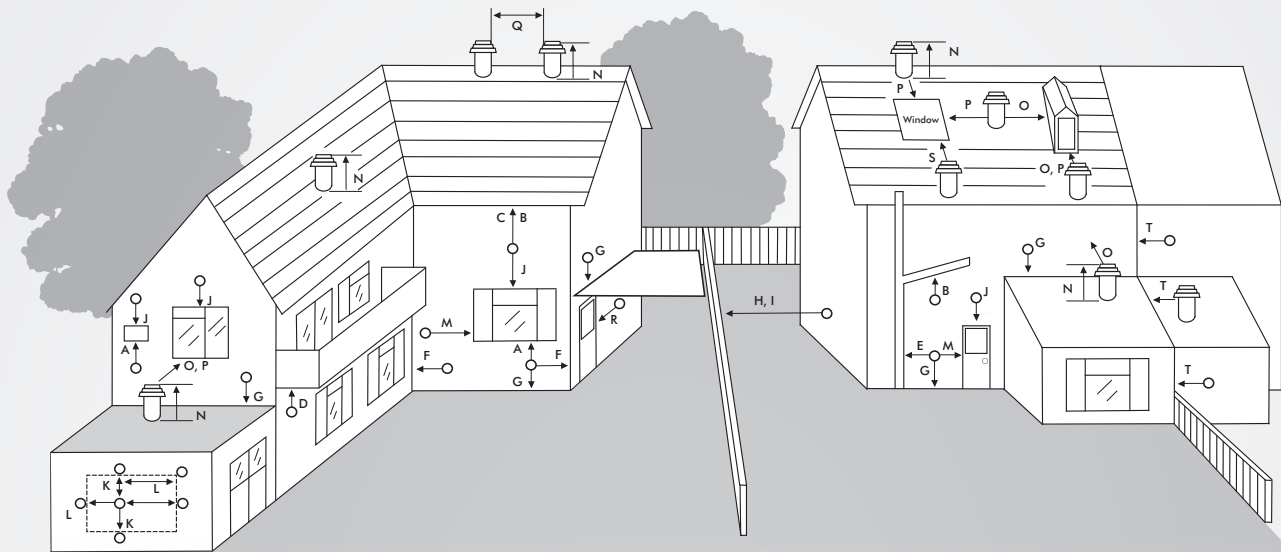
Two 45° bends are equivalent to 1.8m of straight flue. The maximum flue length [V1+ V2+V3] with two 45° bends is 12.2m for E-Tec models.

Flueing Options

Telescopic CD EasyFlue 500mm (with plume management facility)	6.2000510
Telescopic CD EasyFlue 1000mm (with plume management facility)	6.2001010
750mm flue extension	6.2000750
1000mm flue extension	6.2001050
90° flue bend	6.2000590
45° flue bend	6.2000545
Vertical flue terminal (inc. 1000mm flue)	6.2000520
Vertical flue support bracket	6.2000580
CD Ridge flue terminal (Terracotta clay)	6.2000530
CD Ridge flue terminal (Dark brown)	6.2000540
Flashing slate for vertical terminal (pitched roof)	6.1000380
Flashing slate for vertical terminal (flat roof)	6.1000390
Extra flue band – 70mm	6.5630130
100mm flue support bracket	6.1000357
100mm flue sealing wall collar (White)	6.5472207
100mm flue sealing wall collar (rubber – Black)	6.2001370
CD flue terminal guard (stainless steel)	6.2000570

Plume management

Plume Management Kit (Black) (2x90° elbows, 1000mm extension, wall bracket, collar)	6.2001300
Plume Management – 1000mm extension (Black) including wall bracket	6.2001310
Plume Management – 45° elbows x 2 (Black)	6.2001345
Plume Management – 90° elbow x 1 (Black)	6.2001390
Plume Management – Flue sealing collar (Black)	6.2001370
Plume Management – Wall bracket kit	6.2001361
Plume Management Kit (White) (2x90° elbows, 1000mm extension, wall bracket, collar)	6.2001200
Plume Management – 1000mm extension (White) including wall bracket	6.2001210
Plume Management – 45° elbows x 2 (White)	6.2001245
Plume Management – 90° elbow x 1 (White)	6.2001290
Plume Management – Flue sealing collar (White)	6.5472207
Plume Management – Wall bracket kit	6.2001361



Terminal position	Min. Distance (mm)
A Directly below an opening, air brick, windows, etc.	300 (See Note 1)
B Below gutters, soil pipes or drain pipes	75 (See Note 3)
C Below eaves	200 (See Note 3)
D Below balconies	200 (See Note 3)
E From a vertical drain pipe or soil pipe	150 (See Note 3)
F From an internal or external corner	300 (See Note 2)
G Above ground, roof or balcony level	300
H From a surface or boundary facing the terminal	600 (See Note 9)
I From a terminal facing the terminal	1200
J Above an opening, air brick, window etc.	300 (See Note 1)
K Vertically from a terminal on the same wall	1500
L Horizontally from a terminal on the same wall	300
M Horizontally from an opening, air brick, window etc.	300 (See Note 1)
N Minimum protrusion through a roof	300
O From a vertical obstruction	300
P From an openable window	600
Q From an adjacent vertical terminal	600
R From an opening in the car port [e.g. door, window] into the dwelling	1200
S Below a Velux window	2000
T Terminal parallel to a boundary	300

Notes:

- In addition, the terminal should not be nearer than 150 mm to the framework of an opening into the building, i.e. a window surround or door surround.
- This clearance may be reduced to 25 mm without effecting the performance of the boiler. However, to ensure the condensate plume does not affect adjacent surfaces a clearance of 300 mm is preferable.
- These clearances may be reduced to 25 mm without effecting the performance of the boiler. However, to ensure the condensate plume does not affect adjacent surfaces the terminal can be extended beyond gutters, pipes, eaves, balconies etc. by up to 500 mm. If the flue is extended more than 500 mm outside, it should be boxed and insulated.
- To reduce the possibility of nuisance to neighbouring buildings etc. it is recommended the terminal should not be less than 2500 mm from car parking spaces, building boundary walls, fences etc.
- A terminal must not be sited under a car port roof.
- In certain weather conditions the terminal will emit a plume of steam. If possible avoid positioning the terminal where this may cause a nuisance, i.e. positions A, D, G, H, J or M.
- The flue terminal must be exposed to the external air and the position must allow the free passage of air across it at all times.
- The flue terminal must be positioned where products of combustion will freely disperse and not cause a nuisance.
- Where a terminal is sited below 2 m from the ground or floor level, the terminal must be protected by a terminal guard. In these situations, consideration should also be given to prevent nuisance plume and fumes in areas such as access routes, passageways, patios, balconies etc.



CONTROLS

Stay in control

From a simple plug-in mechanical clock to versatile remote timers, we provide a selection of controls to go with our high efficiency boilers.

They enable users to programme their heating systems to suit their lifestyle and desired comfort level – not to mention control energy bills by optimising efficiency.

CONTROLS	Part Number						System		Open-vent		
		E-Tec 28	E-Tec 33	E-Tec Plus 28	E-Tec Plus 33	InTec 40 652	E-Tec 205	E-Tec 305	E-Tec 15R	E-Tec 20R	E-Tec 25R
Climatic RF (Boiler Plus Compliant)	3.022143	•	•	•	•	•	•*	•*	•*	•*	•*
Climatic hard wired (Boiler Plus Compliant)	3.022144	•	•	•	•	•	•*	•*	•*	•*	•*
Comfort 2CH RF	3.022142						•	•	•	•	•
Digital EasyStat	7.2000050	•	•	•	•	•					
Mechanical EasyStat	6.1000240	•	•	•	•	•					
24hr mechanical clock	6.1000201	•	•	•	•	•					


*Alpha Diverter Valve Kit must be used.

Alpha Climatic

The Alpha Climatic modulating remote control has been specifically designed to work with our E-Tec range of boilers to maximise boiler and system efficiency. It is a multi-channel time and temperature programmer with integrated thermostat and BUS system to transfer data between the boiler and controller.

Within SAP, Alpha Climatic is classed as an Enhanced Load Compensator capable of measuring and maintaining the temperature inside the building by modulating and limiting the boiler flow temperature depending on the measured room temperature.

Available in wired and wireless versions.



Comfort 2-Channel

The Alpha Comfort 2-Channel radio frequency controller is a digital, wireless programmable room thermostat and timer for use with all E-Tec system boilers. Battery operated, no hard wiring is required and the transmitter can be sited anywhere up to 30 metres away from the boiler.



Part Number: 3.022142

Digital EasyStat

The Alpha digital EasyStat provides wireless time and temperature control with 7 day programming and settings in one hour increments. The compact and simplistic button design ensures easy set-up and operation for all users.



Part Number: 7.2000050

Mechanical EasyStat

The 24-hour Mechanical EasyStat is a time and temperature controller that can provide maximum and minimum room temperature control.



Part Number: 6.1000240

PREMIER PACK


Fitting the ingenious PremierPack automatically provides the protection of our Cyclone Plus magnetic filter and increases the standard boiler warranty. There are two versions available, each compatible with different models.

The PremierPack Pro has been specifically designed to fit our E-Tec boilers and adds an additional 2 years warranty, while the PremierPack Extra will fit with the E-Tec Plus and E-Tec S models, and will increase the warranty by 3 years.

Features Overview

- + Increases boiler guarantee by up to 3 years
- + Cyclone Plus magnetic filter included
- + Fitted pipe clips
- + Pipe cover tray
- + Pipes at clip distance from wall
- + Split flow heating tails
- + Variable fixing point plate

INCLUDES
**CYCLONE
PLUS**




PremierPack Pro

(Fits E-Tec 28 and E-Tec 33)

**+2 YEAR
WARRANTY**

INCLUDES
**CYCLONE
PLUS**



PremierPack Extra

(Fits E-Tec Plus and system boilers)

**+3 YEAR
WARRANTY**

PREMIERPACK MODEL	Part Number	Combination				System	
		E-Tec 28	E-Tec 33	E-Tec Plus 28	E-Tec Plus 33	E-Tec 20S	E-Tec 30S
PremierPack Pro	3.028421	•	•				
PremierPack Extra	3.028667			•	•	•	•

CYCLONE PLUS

This innovative device removes debris from the heating system, using both magnetic and centrifugal force, reducing the risk of damage to the boiler.

Features overview

- + Increases boiler guarantee by additional 1 year
- + Uses centrifugal and magnetic force to remove debris from the heating system
- + Fits directly to the boiler connections
- + Easy to install
- + Sits neatly under the boiler

Part Number: 3.024172



+1 YEAR
WARRANTY

ACCESSORIES

Pipe Crossover Kit (Part Number: 3.028658)

The new Pipe Crossover Kit may help speed up installation of combi boiler swaps by allowing the easy repositioning of the gas inlet between the hot and cold water outlets, while the heating return is moved to the far left.



Trace Heating Kit (Part Number: 6.5500050)

Fit the Trace Heating Kit to eliminate the risk of frozen condensate pipes and subsequent damage to the boiler. The 3m electric trace wire is controlled by the boiler in conjunction with an outside weather probe. The 3m electric trace wire is controlled by the boiler in conjunction with an outside weather probe, which makes it Boiler Plus compliant too.



Weather Compensation Probe (Part Number: 3.022383)

The Weather Compensation Probe improves efficiency by adjusting the boiler's heat output according to outside temperature. Requires the three-way diverter valve kit when added to an E-Tec system boiler, and is Boiler Plus compliant when fitted with a room thermostat.



Three-Way Diverter Valve Kit (Part Number: 6.5500048)

Operates as a hot water priority valve, meaning if the heating is on and there is a hot water demand, the valve will divert the primary heat to the cylinder until the cylinder sensor is satisfied. Must be used if adding the weather compensation probe to a system boiler.



Condensate Pump (Part Number: 3.026374)

Required for low level boiler installations where the condensate needs to be pumped upwards for removal or where drainage connection is difficult. Compatible with the combined condensate and PRV connection.



	E-Tec 28	E-Tec 33	E-Tec Plus 28	E-Tec Plus 33	E-Tec 20S	E-Tec 30S	E-Tec 15R	E-Tec 20R	E-Tec 25R	InTec 40GS2
Warranty	5	5	7	7	5	5	5	5	5	5
Part Number	3.027374	3.027375	3.028466	3.028467	3.028469	3.028470	3.028463	3.028464	3.028465	3.028276
ErP rating (heating)	A	A	A	A	A	A	A	A	A	A
ErP % (heating)	93	93	93	93	93	93	93	93	93	92
ErP rating (water)	A	A	A	A	N/A	N/A	N/A	N/A	N/A	A
ErP load	XL	XL	XL	XL	N/A	N/A	N/A	N/A	N/A	XL
Height (mm)	712	712	712	712	712	712	600	600	600	1000
Width (mm)	440	440	440	440	440	440	390	390	390	440
Depth (mm)	255	255	268	268	255	255	305	305	305	360
Weight (kg)	33.6	35.5	33.6	35.5	32	34	27	27	28	60
DHW Flow rate	12.1	14.1	12.1	14.1	N/A	N/A	N/A	N/A	N/A	15.8
DHW output (kW)	28.3	32	28.3	32	N/A	N/A	N/A	N/A	N/A	33.7
CH output (kW)	26.1	29.7	26.1	29.7	19.2	29.7	15.1	20.4	26.1	30.7
Noise levels (dB)	52	55	52	55	45	50	36	44	47	52
Modulation Range	1:6	1:6	1:6	1:6	1:7	1:8	1:4	1:3.5	1:2.4	1:5
Heat exchanger	S/S	S/S	S/S	S/S	S/S	S/S	S/S	S/S	S/S	S/S
Grundfos pump and hydroblock assembly	Yes	Yes	Yes	Yes	Yes	Yes	No	No	No	Yes
Single electrode	Yes	Yes	Yes	Yes	Yes	Yes	No	No	No	No
Easy-access dry change NTCs	Yes	Yes	Yes	Yes	Yes	Yes	No	No	No	No
Combined condensate and PRV connection	Yes	Yes	Yes	Yes	Yes	Yes	No	No	No	No
Clip-on DHW temperature sensor	Yes	Yes	Yes	Yes	No	No	No	No	No	Yes
Backlit LCD	Yes	Yes	Yes	Yes	Yes	Yes	Yes	Yes	Yes	No
Frost protection and daily pump kick	Yes	Yes	Yes	Yes	Yes	Yes	Yes	Yes	Yes	Yes
Opentherm compatible	Yes	Yes	Yes	Yes	Yes	Yes	Yes	Yes	Yes	No
500mm telescopic EasyFlue	6.2000510	6.2000510	6.2000510	6.2000510	6.2000510	6.2000510	6.2000510	6.2000510	6.2000510	6.2000510
1000mm telescopic EasyFlue	6.2001010	6.2001010	6.2001010	6.2001010	6.2001010	6.2001010	6.2001010	6.2001010	6.2001010	6.2001010
Vertical flue terminal (inc. 1000mm flue)	6.2000520	6.2000520	6.2000520	6.2000520	6.2000520	6.2000520	6.2000520	6.2000520	6.2000520	6.2000520
Max. horizontal flue on 100mm dia(m)	12	12	12	12	12	12	12	12	12	12
Max. vertical flue on 100mm dia(m)	14	14	14	14	14	14	14	14	14	14
Built in plume management	Yes	Yes	Yes	Yes	Yes	Yes	Yes	Yes	Yes	Yes
Plume management kit (black)	6.2001300	6.2001300	6.2001300	6.2001300	6.2001300	6.2001300	6.2001300	6.2001300	6.2001300	6.2001300
Cyclone Plus part number	3.024172	3.024172	3.024172	3.024172	3.024172	3.024172	N/A	N/A	N/A	3.024172
PremierPack part number	3.028421	3.028421	3.028667	3.028667	3.028667	3.028667	N/A	N/A	N/A	N/A
Pipe cross-over kit	3.028658	3.028658	3.028658	3.028658	3.028658	3.028658	N/A	N/A	N/A	3.028658
Condensate pump	3.026374	3.026374	3.026374	3.026374	N/A	N/A	N/A	N/A	N/A	3.026374
Weather compensation	3.022383	3.022383	3.022383	3.022383	3.022383	3.022383	3.022383	3.022383	3.022383	3.022383
Climatic RF	3.022143	3.022143	3.022143	3.022143	3.022143*	3.022143*	3.022143*	3.022143*	3.022143*	3.022143
Climatic hard-wired	3.022144	3.022144	3.022144	3.022144	3.022144*	3.022144*	3.022144*	3.022144*	3.022144*	3.022144
Comfort 2-channel RF	N/A	N/A	N/A	N/A	3.022142	3.022142	3.022142	3.022142	3.022142	N/A
24 hour mechanical EasyStat	6.1000240	6.1000240	6.1000240	6.1000240	N/A	N/A	N/A	N/A	N/A	6.1000240
Digital EasyStat	7.2000050	7.2000050	7.2000050	7.2000050	N/A	N/A	N/A	N/A	N/A	7.2000050
24 hour single plug-in timer	6.1000201	6.1000201	6.1000201	6.1000201	N/A	N/A	N/A	N/A	N/A	6.1000201
Diverter valve kit	N/A	N/A	N/A	N/A	6.5500048	6.5500048	6.5500048	6.5500048	6.5500048	N/A
Hot water relay kit	N/A	N/A	N/A	N/A	N/A	N/A	3.029422	3.029422	3.029422	N/A

* Alpha Diverter Valve kit must be used.

HEAD OFFICE

Nepicar House
London Road
Wrotham Heath
Kent
TN15 7RS

USEFUL NUMBERS

General sales enquiries	0344 871 8760
Order/Delivery enquiries	0344 871 8761
Sales order fax	0344 871 8762
Sales order email	orders@alpha-innovation.co.uk
Training academy	0344 871 8763
Technical helpline	0344 871 8764