

Concept Cube 58cm Countertop Washbasin 1 Taphole

ILLUSTRATED

- E5015** Concept Cube 58cm Countertop washbasin 1 taphole and overflow
- B9915** Concept Blue washbasin mixer 1 hole with pop-up waste
- S8910** Trap 1¼" plastic bottle, 75mm seal, multi-purpose outlet

OPTIONS

- A5900** TMV Thermostatic mixing valve 15mm
- E0079** Trap 1¼" Contemporary metal bottle, 75mm seal

ILLUSTRATED PRODUCT DETAILS

Sizes

E5015 w:600 x d:430




Weights

E5015 11.50 KG
B9915 1.89 KG
S8910 0.20 KG

Materials

E5015 Vitreous China
B9915 Chrome Plated Brass
S8910 Plastic

Finishes

- E5015**  White (01)
- B9915**  Chrome (AA)
- S8910**  Neutral / No Finish (67)

Capacity

E5015 4 litres

Flow rates

B9915 5 Litres per minute @ 3 bar pressure

Designer

Robin Levien, RDI

Standards

Vitreous china to BS 3402. Washbasin to BS EN 14688

Special Notes

Self-rimming for drop-in installation as per template supplied and joint sealed with waterproof sealant (not supplied)

Consideration should be given to safe hot water delivery and the use of an appropriate temperature reduction device see A5900AA

