

## Contour 21+ 50cm Back Outlet Washbasin

### ILLUSTRATED

<b>S0430</b>	(LB H M) Contour 21+ 50cm back outlet washbasin, no tapholes, anti-splash and anti-microbial glaze
<b>A6682</b>	(TB H2A) Markwik 21+ panel mounted thermostatic basin mixer, single sequential lever, demountable with removable spout
<b>S0386</b>	Contour 21+ waste pack with SmartGuard for wall mounted basin
<b>S0388</b>	Contour 21+ basin fixation set

### OPTIONS

<b>A6684</b>	(TB H6) Markwik 21+ panel mounted thermostatic basin mixer, time flow sensor, demountable with removable spout
<b>A6735</b>	(TB H2A) Markwik 21+ panel mounted thermostatic basin mixer, single sequential lever, demountable with fixed spout
<b>A6737</b>	(TB H6) Markwik 21+ panel mounted thermostatic basin mixer, time flow sensor, demountable with fixed spout

### ILLUSTRATED PRODUCT DETAILS

#### Sizes

**S0430** d:400

#### Weights

**S0430** 13.00 KG

**A6682** 3.60 KG

#### Materials


**S0430** Vitreous China


**A6682** Chrome Plated Brass

#### Finishes

**S0430**  White with SmartGuard (HY)

**A6682**  Chrome (AA)

**S0386**  Neutral / No Finish (67)

**S0388**  Neutral / No Finish (67)

#### Designer

Robin Levien, RDI

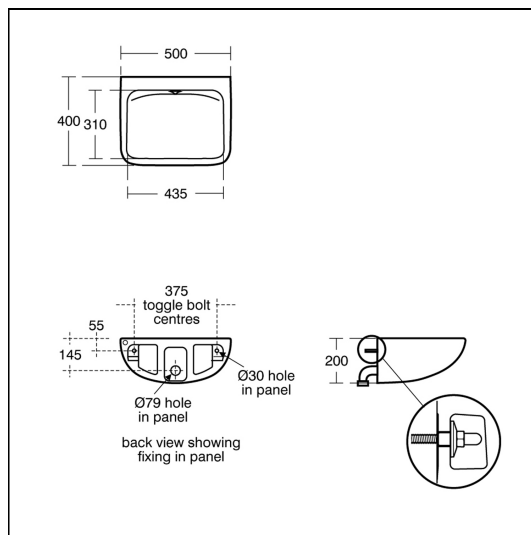
#### Standards

Vitreous china to BS3402. Washbasin to BS EN 14688 and BS EN 31

#### Special Notes

Suggested rim heights; 780-800mm.

Washbasin panel mounted using the S0388 Contour 21+ fixation set.



### FEATURES

