

Take a fresh look at

Sandringham²¹

Britain's most popular bathroom



*Armitage
Shanks*

Quality bathrooms since 1817

With over **10 million** pieces sold, Britain and Ireland's best selling bathroom just got better.

Next generation Sandringham21 has contemporary new looks, water saving designs and will complement any style of bathroom.

Sandringham21's extensive range of residential and commercial products features the quality, simplicity and reliability you expect from Armitage Shanks. When combined with local UK and Ireland based support teams, choosing Sandringham21 will certainly put you on the map.



Quality you can stake your reputation on



Made in Great Britain at factories independently assessed by the Ceramic Industry Certification Scheme.

Sandringham21 production facilities are regularly checked to ensure they comply with the quality standards outlined in ISO 9001. Only the best raw materials are used, such as vitreous china that conforms to BS 3402 for high grade ceramics, or the copper and zinc alloy in our UK Water Regulations compliant brassware.

Armitage Shanks employ the latest technology and skilled British craftspeople to make Sandringham21.

Machines can only do so much. To deliver the best performing, most reliable and highest quality product, the human touch is needed. Our production teams have honed their skills to an unrivalled level over many years. We've been doing this for almost two centuries, we know ceramics.

Putting more **eco** into **economy**

Populations grow, the amount of water available doesn't. Wasting it costs the planet and the wallet of every home owner.

Saving water is no longer just a nice idea, it's become an essential way to save money and limited resources. Our British design and engineering team worked hard to make sure Sandringham21 delivers better performance and uses less water than any other bathroom suite at this level.



Saving water in the bathroom doesn't have to mean changing the way you do things, it just means you need Sandringham21.

Almost every Sandringham21 product is designed to use water as efficiently as possible. Many of its taps and mixers have water regulators that prevent water being wasted. WC cisterns have a dual flush and the baths have a specific shape designed to save water.

WRAS
APPROVED
PRODUCT





Building on a heritage you can trust

Back in 1966 Armitage Shanks put 149 years of sanitaryware manufacturing experience into the first generation of Sandringham. Fifty years later we've used all we've learnt since to create Sandringham21.

Sandringham quickly became the most successful bathroom suite on the market, a position it retains to this day. Throughout its life quality, simplicity and reliability have remained constant. Sandringham21 retains those attributes and adds fresh new designs and water saving features to an extended range of sanitaryware, brassware and baths.

While a lot about Sandringham has changed, Sandringham21 is still manufactured in Great Britain, just like its predecessors. The same factory in the Staffordshire village of Armitage that produced the first Sandringham suite is producing the latest version too. Today, our experienced workforce use state of the art production facilities, but their ceramic skills remain the most vital part of the Armitage Shanks production process.

Almost 200 years of ceramic heritage has gone into Sandringham21. Manufactured in Great Britain, in our own factory, by skilled craftspeople who take pride in Armitage Shanks's reputation.



Reassurance for the Home Owner

- Attractive contemporary styling.
- Great design at a great price.
- A British brand you know and trust.
- Local based support for peace of mind.

Less Hassle for the Installer

- Easy installation with industry specifications and standards.
- Readily available throughout the country.
- Extensive range for residential and commercial projects.
- Locally based parts and support service.

Sandringham**21**

A co-ordinated range designed to work together

Sandringham21 is the total package. With over 70 items in the range it's a comprehensive sanitaryware, brassware and bathing solution for residential and commercial bathrooms.

Sandringham21 has a fresh, timeless style that adapts to almost any bathroom décor, traditional or modern. But Sandringham21 is more than just a great looking suite, it's also the best way to create a bathroom simply and economically. That's because every component has been designed by us to work together perfectly. And, because we manufacture every item ourselves, our quality control team can make sure that all products are within precise tolerances, guaranteeing a perfect fit every time.

Installing Sandringham21 is also easier because it's made in Britain, by a British company, specifically for the British market. This means standard UK fittings will work with it, taps and mixers are designed to work at UK water pressures and it meets all applicable UK Water Regulations.

Most suites have a limited range of options, which makes fitting out a bathroom difficult. That's not a problem for Sandringham21, with products to suit every shape and size of bathroom:



Sandringham21's total solution

- 7 basin types, all with different taphole configurations
- 6 WC bowls
- 9 close coupled WC cisterns with different flushing options
- 4 WC seats
- 8 acrylic baths
- 7 steel baths
- 30 taps & mixers
- Urinal

Water efficiency

Using water wisely reduces utility bills and protects natural resources. Many Sandringham21 products have water saving features designed into them, helping commercial and residential buildings optimise their use of water.



Meeting the Regulations

Part G Compliance

Any new dwelling built after April 2010 must comply with Part G, a section of the Building Regulations which defines a water efficiency standard. This applies to all new buildings and any building converted into a dwelling. Part G requires that sanitary fittings do not consume more than 125 litres per person per day, as determined by the Water Efficiency Calculator. A water efficient Sandringham21 suite comprising basin and mixer, WC, bath and a shower regulated to 7 litres/minute will consume only 99 litres per person per day, well within Part G's limit.

European Water Label Scheme

The Water Label is a scheme pioneered by various bathroom product manufacturers and adopted across Europe in 2012 to highlight the water consumption of various products at a glance. Taps, showers, WC's and baths bearing the Water Label are now available in 31 countries.



Dual Flush WC's

Every Sandringham21 close-coupled, wall hung or back-to-wall WC can be effectively flushed with a 4/2.6 litre (full flush/small flush) dual flush cistern. This represents a saving of up to 52% over WC's using a single flush 6 litre cistern.

Delayed Fill WC's

The Sandringham21 low flush (4/2.6 litre) WC has a delayed fill cistern for even better water economy. The cistern only starts to refill once the flush is complete and it's totally empty, this eliminates the wasteful topping up of cistern water that can occur during the flush cycle of many standard cisterns.

Water Saving Taps & Mixers

Sandringham21 eco taps and mixers are fitted with flow regulators. By limiting the flow rate of pillar taps to 4 litres/minute and dual control mixers to 5 litres/minute, Sandringham21 brassware ensures only the amount of water necessary for washing or bathing is delivered.


Many Sandringham SL single lever mixers have the Armitage Shanks CLICK cartridge fitted. When the user reaches 50% of the mixers maximum flow they will feel a slight resistance. They can then decide to keep the flow at this economical setting, or continue to lift the lever towards the maximum flow rate.

Water Saving Bath

A typical bath can hold 180 litres of water, the Sandringham21 water saving bath is a full size bath that uses 22% less water. A specially shaped interior allows the bath to be filled with a maximum 139 litres, a full 41 litres less than an average 1700mm x 700mm bath. The lower water capacity has a minimal effect on bathing but saves significant amounts of hot and cold water.

A lowered overflow has been applied to the Sandringham21 water saving steel bath. This full size bath has a 130 litre maximum water capacity, a potential water saving of 28% over a typical steel bath.

Residential bathroom collection



Sandringham21
SMOOTH

A new, improved toilet design with beautifully smooth, easy clean sides - a great addition to Britain's favourite bathroom suite!

The simple lines of Sandringham21 are at home in any style of bathroom, from traditional to modern and everything in between. Not only will it improve the looks of a bathroom, its clever British design means it will save water (and money) too.

Sandringham21 Residential Bathroom	
E822101	Sandringham21 Smooth close coupled WC pan, horizontal outlet
E899801	Sandringham21 Smooth close coupled cistern, bottom inlet, 6/4 dual flush valve
E907601	Sandringham21 seat and cover with plastic hinges
E895101	Sandringham21 55cm pedestal basin, two tapholes
E897601	Sandringham21 full pedestal
B9865AA	Sandringham21 basin pillar taps
E028301	Sandringham21 170cm bath with handgrips, two tapholes
S101901	Sandringham21 170cm front panel
S102001	Sandringham21 70cm end panel
B9871AA	Sandringham21 two tap hole bath shower mixer

Ensuite



Bathroom Suite



Even if space is limited, Sandringham21 can still add value to a bathroom. By offering a range of sizes without affecting performance, Sandringham21 can get the very best out of even the smallest space.

Sandringham21 Ensuite	
E896301	Sandringham21 close coupled WC pan, horizontal outlet
E896601	Sandringham21 close coupled cistern, bottom inlet, 6/4 dual flush valve
E907601	Sandringham21 seat and cover with plastic hinges
E894501	Sandringham21 50cm pedestal basin, one taphole
E897601	Sandringham21 full pedestal
B4447AA	Sandringham SL basin mixer with pop up waste

Shower enclosure and tray from Ideal Standard. Visit www.idealstandard.co.uk

Sandringham21 Bathroom Suite	
E896301	Sandringham21 close coupled WC pan, horizontal outlet
E896601	Sandringham21 close coupled cistern, bottom inlet, 6/4 dual flush valve
E907601	Sandringham21 seat and cover with plastic hinges
E894901	Sandringham21 55cm pedestal basin, one taphole
E897601	Sandringham21 full pedestal
B9868AA	Sandringham21 dual control basin mixer with pop up waste
E028201	Sandringham21 170cm bath, two tapholes
S101901	Sandringham21 170cm front panel
B9871AA	Sandringham21 two tap hole bath shower mixer
T9924EO	Ideal Standard new Connect bath screen



Cloakroom

Sandringham21 features products designed specifically for cloakrooms. Advanced manufacturing methods mean they share the same stylish looks and save water just like the rest of the range.

Sandringham21 Cloakroom – Close coupled	
E822101	Sandringham21 Smooth close coupled WC pan, horizontal outlet
E899801	Sandringham21 Smooth close coupled cistern, bottom inlet, 6/4 dual flush valve
E907601	Sandringham21 seat and cover with plastic hinges
E893601	Sandringham21 45cm handrinse pedestal basin, two tapholes
B9865AA	Sandringham21 basin pillar taps



Semi-countertop basin



35cm Handrinse basin



45cm Handrinse basin



48cm Corner basin



Sandringham21 Cloakroom – Back-to-wall

E897401	Sandringham21 back-to wall WC pan, horizontal outlet
E907601	Sandringham21 seat and cover with plastic hinges
E895801	Sandringham21 50cm semi-countertop basin, one taphole
B9868AA	Sandringham21 dual control basin mixer with pop up waste

Residential Product Range

Pedestal and semi-pedestal basins, handrinse basins and vanity basins, baths in many sizes, close coupled WCs and ones you can hang on a wall; whatever you need, Sandringham21 can provide it.

Pedestal Basin	
E894901	Sandringham21 55cm pedestal basin, one taphole
E895101	Sandringham21 55cm pedestal basin, two tapholes
E896201	Sandringham21 55cm pedestal basin, one taphole with chain hole
E894501	Sandringham21 50cm pedestal basin, one taphole
E894601	Sandringham21 50cm pedestal basin, two tapholes
E897601	Sandringham21 full pedestal
E015767	Brackets for wall mounted

Suitable for wall mounted or pedestal installation.

Handrinse Basin	
E893501	Sandringham21 45cm handrinse basin, one taphole
E893601	Sandringham21 45cm handrinse basin, two tapholes
E897601	Sandringham21 full pedestal
S8900AA	Bottle trap
E015767	Brackets for wall mounted

Suitable for wall mounted or pedestal installation.

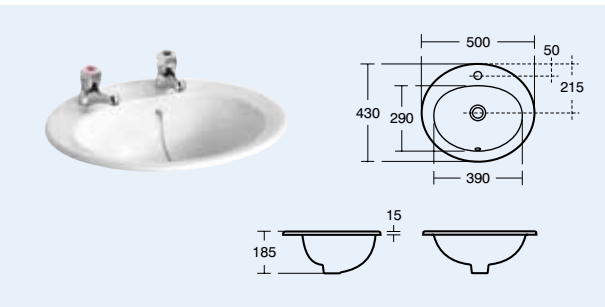
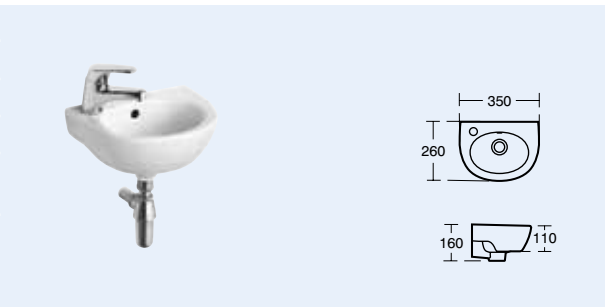
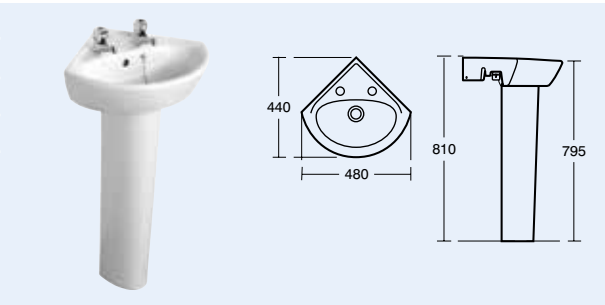
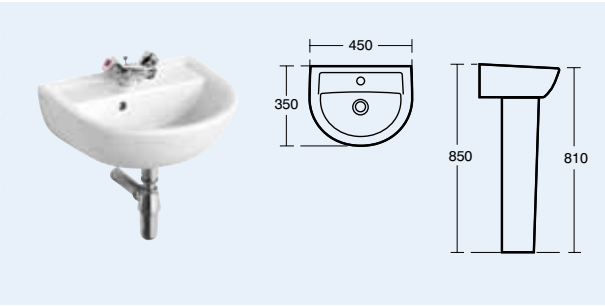
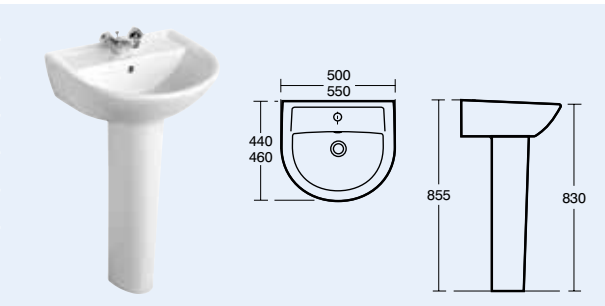
Corner Basin	
E894101	Sandringham21 48cm corner basin, one taphole
E894201	Sandringham21 48cm corner basin, two tapholes
E897601	Sandringham21 full pedestal
E015767	Brackets for wall mounted

Suitable for wall mounted or pedestal installation.

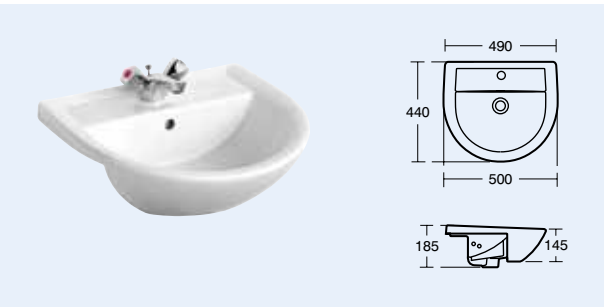
Handrinse Basin	
E892901	Sandringham21 35cm handrinse basin, one left hand taphole
E892801	Sandringham21 35cm handrinse basin, one right hand taphole
E893001	Sandringham21 35cm handrinse basin, two tapholes
S815001	Sandringham21 35cm handrinse basin, two tapholes, no overflow, no chain hole
E015767	Brackets for wall mounted

Suitable for wall mounted installation only.

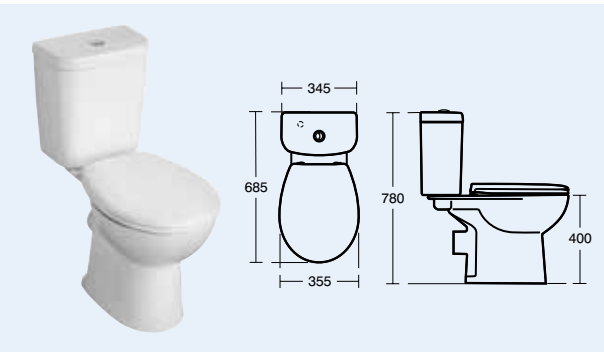
Countertop Basin	
E895201	Sandringham21 50cm countertop basin, one taphole
E895301	Sandringham21 50cm countertop basin, two tapholes
E895401	Sandringham21 50cm countertop basin, two tapholes, no chain hole



Semi-Countertop Basin	
E895801	Sandringham21 50cm semi-countertop basin, one taphole
E895901	Sandringham21 50cm semi-countertop basin, two tapholes
E896101	Sandringham21 50cm semi-countertop basin, two tapholes, no chain hole



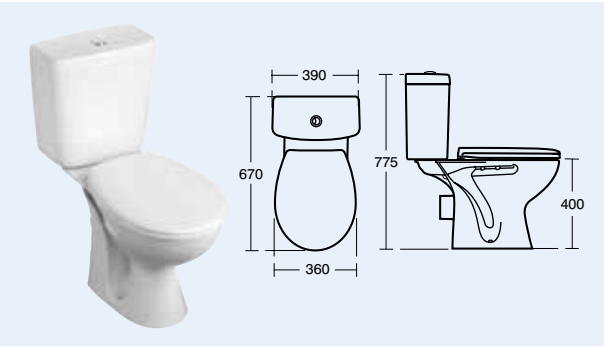
Smooth Close Coupled WC with Push Button Cistern - Dual Flush	
E822101	Sandringham21 Smooth close coupled WC pan, horizontal outlet
E899801	Sandringham21 Smooth close coupled cistern, bottom inlet, 6/4 litre dual flush valve
E907401	Sandringham21 seat and cover with metal hinges
E907601	Sandringham21 seat and cover with plastic hinges
S298501	Sandringham21 seat and cover with plastic hinges, slow close



Smooth Close Coupled Eco WC with Push Button Cistern - 4/2.6 Dual Flush	
E822101	Sandringham21 Smooth close coupled WC pan, horizontal outlet
E899901	Sandringham21 close coupled cistern, bottom inlet, 4/2.6 litre dual flush valve
E907401	Sandringham21 seat and cover with metal hinges
E907601	Sandringham21 seat and cover with plastic hinges
S298501	Sandringham21 seat and cover with plastic hinges, slow close



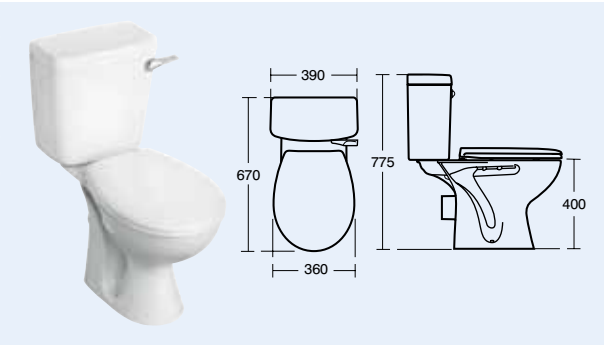
Close Coupled WC with Push Button Cistern - Dual Flush	
E896301	Sandringham21 close coupled WC pan, horizontal outlet
E896601	Sandringham21 close coupled cistern, bottom inlet, 6/4 litre dual flush valve
E907401	Sandringham21 seat and cover with metal hinges
E907601	Sandringham21 seat and cover with plastic hinges



Close Coupled Eco WC with Push Button Cistern - 4/2.6 Dual Flush	
E896301	Sandringham21 close coupled WC pan, horizontal outlet
E896701	Sandringham21 close coupled cistern, bottom inlet, 4/2.6 litre dual flush valve
E907401	Sandringham21 seat and cover with metal hinges
E907601	Sandringham21 seat and cover with plastic hinges



Close Coupled WC with Lever Cistern	
E896301	Sandringham21 close coupled WC pan, horizontal outlet
E896801	Sandringham21 close coupled cistern with lever, 6 or 4 litres single flush
E907401	Sandringham21 seat and cover with metal hinges
E907601	Sandringham21 seat and cover with plastic hinges



Back-to-wall WC	
E897401	Sandringham21 back-to wall WC pan, horizontal outlet
S362467	Conceala 2 universal height, top inlet cistern, pneumatic dual flush valve, no flush plate - 6/4 litre flush
E907401	Sandringham21 seat and cover with metal hinges
E907601	Sandringham21 seat and cover with plastic hinges



Back-to-wall Eco WC - 4/2.6 Dual Flush	
E897401	Sandringham21 back-to wall WC pan, horizontal outlet
S363667	Conceala 2 universal height, bottom inlet cistern, pneumatic dual flush valve, no flush plate - 6/4 litre flush
E907401	Sandringham21 seat and cover with metal hinges
E907601	Sandringham21 seat and cover with plastic hinges



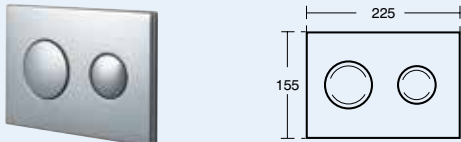
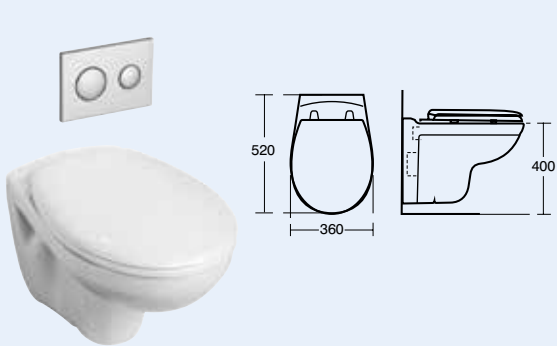
Wall Hung WC	
V391001	Sandringham21 wall hung WC bowl, horizontal outlet
S362467	Conceala 2 universal height, top inlet cistern, pneumatic 6/4 litre dual flush valve, no flush plate
E907401	Sandringham21 seat and cover with metal hinges
E907601	Sandringham21 seat and cover with plastic hinges
E006067	Wall hung support brackets



Wall Hung Eco WC - 4/2.6 Dual Flush	
V391001	Sandringham21 wall hung WC bowl, horizontal outlet
S367667	Conceala 2 universal height, bottom inlet cistern, pneumatic 4/2.6 or 4.5/3 litre dual flush valve, no flush plate
E907401	Sandringham21 seat and cover with metal hinges
E907601	Sandringham21 seat and cover with plastic hinges
E006067	Wall hung support brackets



Sandringham21 Contemporary Flushplates	
S4397AA	Contemporary flushplate with Armitage Shanks logo - chrome finish
S4504MY	Contemporary flushplate with Armitage Shanks logo - stainless steel
S4397BX	Contemporary flushplate with Armitage Shanks logo - satin finish



Sandringham21 Pneumatic Palm Push Buttons	
S4463AA	Pneumatic chrome plated plastic palm push button
S4513MY	Pneumatic stainless steel palm push button



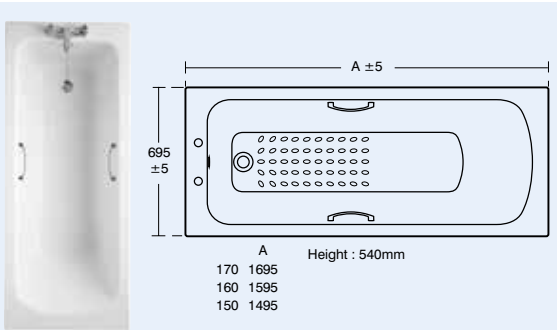
Sandringham21 Pneumatic Finger Push Buttons	
S4464AA	Pneumatic chrome plated plastic finger push button
S4512MY	Pneumatic stainless steel finger push button



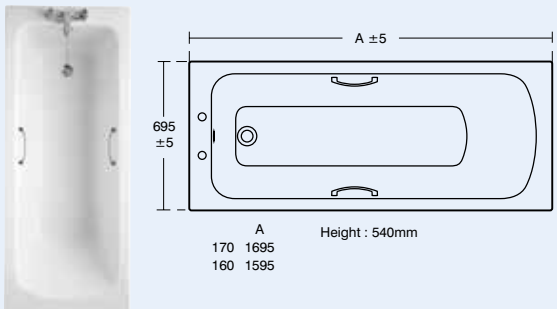
Sandringham21 Spatula Cistern Lever	
S4420AA	Spatula cistern lever
S4516AA	Spatula cistern lever for Conceala cisterns



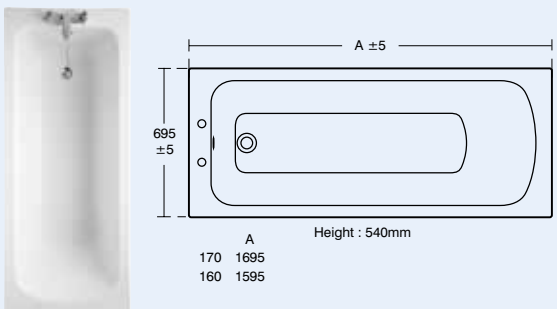
Sandringham21 Bath with Handgrips and Tread Pattern, Two Tapholes	
E028401	Sandringham21 170 x 70cm bath with handgrips and tread pattern, two tapholes
E028701	Sandringham21 160 x 70cm bath with handgrips and tread pattern, two tapholes
E028601	Sandringham21 150 x 70cm bath with handgrips and tread pattern, two tapholes
S101901	Sandringham21 170cm front panel
S101801	Sandringham21 160cm front panel
S101701	Sandringham21 150cm front panel
S102001	Sandringham21 70cm end panel



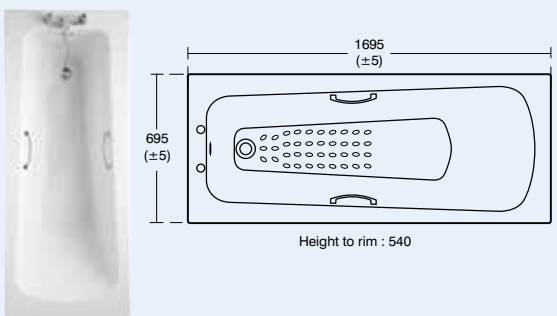
Sandringham21 Bath with Handgrips, Two Tapholes	
E028301	Sandringham21 170 x 70cm bath with handgrips, two tapholes
E027701	Sandringham21 160 x 70cm bath with handgrips, two tapholes
S101901	Sandringham21 170cm front panel
S101801	Sandringham21 160cm front panel
S102001	Sandringham21 70cm end panel



Sandringham21 Bath, Two Tapholes	
E028201	Sandringham21 170 x 70cm bath, two tapholes
E027601	Sandringham21 160 x 70cm bath, two tapholes
S101901	Sandringham21 170cm front panel
S101801	Sandringham21 160cm front panel
S102001	Sandringham21 70cm end panel



Sandringham21 Water Saving Bath with Handgrips and Tread Pattern, Two Tapholes	
E028801	Sandringham21 170 x 70cm 139 litres water saving bath with handgrips and tread pattern, two tapholes
S101901	Sandringham21 170cm front panel
S102001	Sandringham21 70cm end panel



Sandringham SL Basin Mixer

B4447AA

Sandringham basin mixer with pop up waste
Flow rate: 5 litres per minute at 1 bar

WRAS

APPROVED
PRODUCT

WRAS NO.1305007

B9208AA

Sandringham basin mixer with no pop up waste
(not shown) Flow rate: 5 litres per minute at 1 bar

WRAS

APPROVED
PRODUCT

WRAS NO.1305007

water label

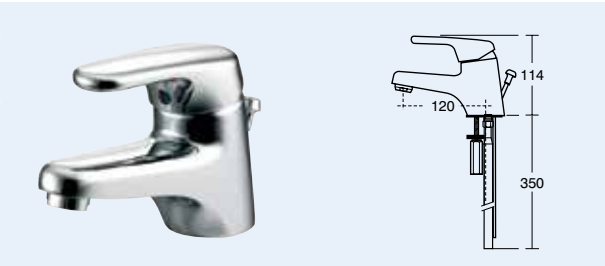
5

L/min

EASYFIX

ALL WATER SYSTEMS

BRASS BACKNUTS



Sandringham SL Basin Mixer with Weighted Chain

S7373AA

Sandringham basin mixer with weighted chain
Flow rate: 5 litres per minute at 1 bar

WRAS

APPROVED
PRODUCT

WRAS NO.1305007

water label

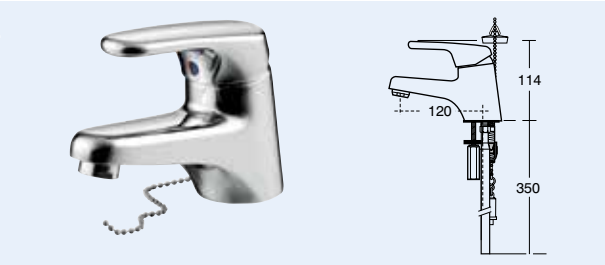
5

L/min

EASYFIX

ALL WATER SYSTEMS

BRASS BACKNUTS



Sandringham SL Bidet Mixer with Pop Up Waste

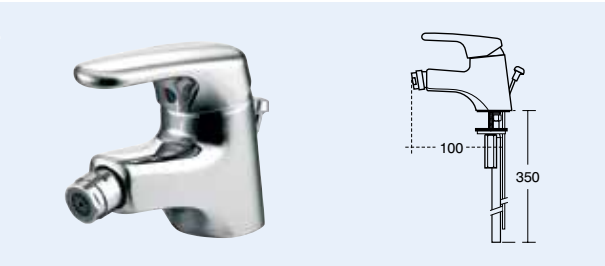
B4448AA

Sandringham bidet mixer with pop up waste

EASYFIX

ALL WATER SYSTEMS

BRASS BACKNUTS



Sandringham SL Tap Hole Bath Filler

E5069AA

Sandringham tap hole bath filler

WRAS

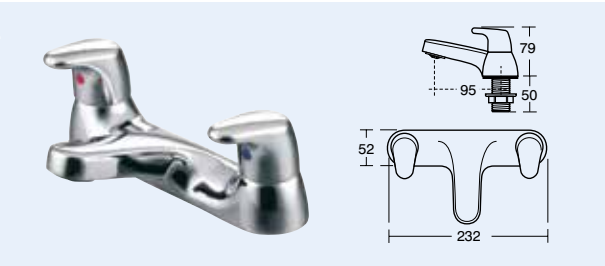
APPROVED
PRODUCT

WRAS NO.1204026

BRASS BACKNUTS

ALL WATER SYSTEMS

3/4" BSP THREAD



Sandringham SL Tap Hole Bath Shower Mixer with Shower Kit

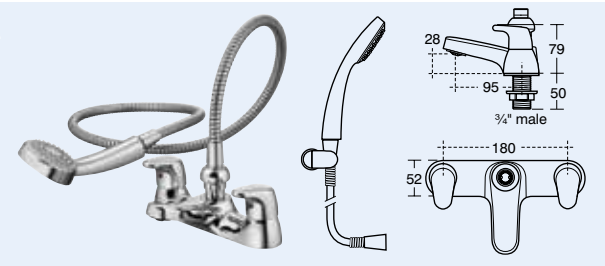
E5068AA

Sandringham tap hole bath shower mixer with shower kit

BRASS BACKNUTS

ALL WATER SYSTEMS

3/4" BSP THREAD



Sandringham SL Kitchen Mixer

B4449AA

Sandringham kitchen mixer
Flow rate: 5 litres per minute at 1 bar

WRAS

APPROVED
PRODUCT

WRAS NO.1102020

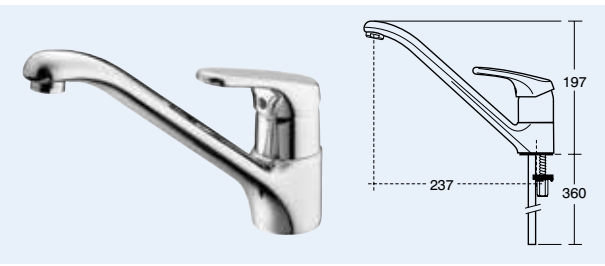
water label

5

L/min

ALL WATER SYSTEMS

BRASS BACKNUTS



Basin Pillar Taps

B9865AA

Sandringham21 basin pillar taps

WRAS

APPROVED
PRODUCT

WRAS NO.1210030

water label

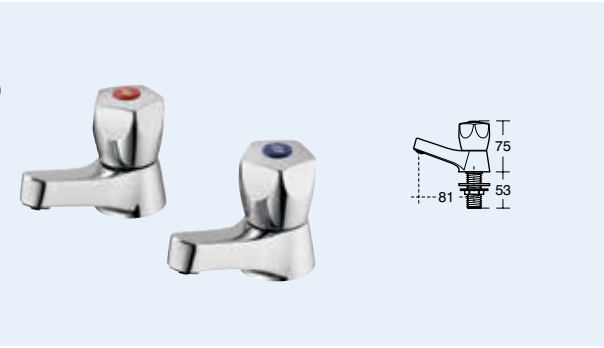
8

L/min

BRASS BACKNUTS

ALL WATER SYSTEMS

3/4" BSP THREAD



Bath Pillar Taps

B9866AA

Sandringham21 bath pillar taps

WRAS

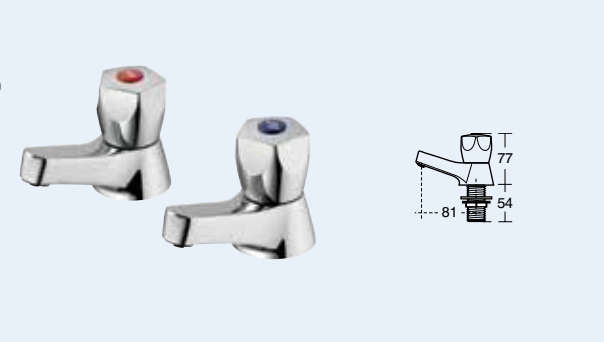
APPROVED
PRODUCT

WRAS NO.1210030

BRASS BACKNUTS

ALL WATER SYSTEMS

3/4" BSP THREAD



Dual Control Basin Mixer

B9868AA

Sandringham21 dual control basin mixer
with pop up waste

B9867AA

Sandringham21 dual control basin mixer
without waste

B9869AA

Sandringham21 dual control basin mixer
with weighted chain

WRAS

APPROVED
PRODUCT

WRAS NO.1210028

water label

8

L/min

EASYFIX

ALL WATER SYSTEMS

FLEXIBLE

Two Hole Bath Filler

B9870AA

Sandringham21 two hole bath filler

WRAS

APPROVED
PRODUCT

WRAS NO.1307015

BRASS BACKNUTS

ALL WATER SYSTEMS

3/4" BSP THREAD

Two Hole Bath Shower Mixer

B9871AA

Sandringham21 two hole bath shower mixer

WRAS

APPROVED
PRODUCT

WRAS NO.1210029

BRASS BACKNUTS

ALL WATER SYSTEMS

3/4" BSP THREAD

Handspray holder is an optional extra.

20

21

Sandringham21 Packs



Sandringham21 is also available in complete take away packs. With a choice of packs, based on the most popular products in the range, they contain everything needed for speedy and trouble free installation across a range of applications.

Sandringham21 'One taphole basin to go' boxed pack (S051601)	
E894901	Sandringham21 55cm pedestal basin, one taphole
E897601	Sandringham21 full pedestal
B1379AA	Single lever basin mixer with pop up waste



Sandringham21 'One taphole basin to go' boxed pack (S049501)	
E894901	Sandringham21 55cm pedestal basin, one taphole
E897601	Sandringham21 full pedestal
B9868AA	Sandringham21 dual control basin mixer with pop up waste



Sandringham21 'Two tapholes basin to go' boxed pack (S049601)	
E895101	Sandringham21 55cm pedestal basin, two tapholes
E897601	Sandringham21 full pedestal
B9865AA	Sandringham21 basin pillar taps
S8800AA	Basin waste



Sandringham21 'One taphole cloakroom basin to go' boxed pack (S049701)	
E893501	Sandringham21 45cm handrinse pedestal basin, one taphole
E897601	Sandringham21 full pedestal
B9868AA	Sandringham21 dual control basin mixer with pop up waste



Sandringham21 'Two tapholes cloakroom basin to go' boxed pack (S049801)	
E893601	Sandringham21 45cm handrinse pedestal basin, two tapholes
E897601	Sandringham21 full pedestal
B9865AA	Sandringham21 basin pillar taps
S8800AA	Basin waste



Sandringham21 Smooth 'Toilet to go' boxed pack (S298601)	
E822101	Sandringham21 Smooth close coupled WC pan, horizontal outlet
E899801	Sandringham21 Smooth close coupled cistern, bottom inlet, 6/4 dual flush valve
E907601	Sandringham21 seat and cover with plastic hinges



Sandringham21 'Toilet to go' boxed pack (S049901)	
E896301	Sandringham21 close coupled WC pan, horizontal outlet
E896601	Sandringham21 close coupled cistern, bottom inlet, 6/4 dual flush valve
E907601	Sandringham21 seat and cover with plastic hinges



Sandringham21 'Eco toilet to go' boxed pack (S050201)	
E896301	Sandringham21 close coupled WC pan, horizontal outlet
E896701	Sandringham21 close coupled cistern, bottom inlet, 4/2.6 litre dual flush valve
E907601	Sandringham21 seat and cover with plastic hinges



Sandringham21 'Bathroom to go' pack, inc one taphole basin, basin mixer and bath shower mixer (S050001)	
E894901	Sandringham21 55cm pedestal basin, one taphole
E897601	Sandringham21 full pedestal
B9868AA	Sandringham21 dual control basin mixer with pop up waste
E896301	Sandringham21 close coupled WC pan, horizontal outlet
E896601	Sandringham21 close coupled cistern, bottom inlet, 6/4 dual flush valve
E907601	Sandringham21 seat and cover with plastic hinges
E028301	Sandringham21 170 x 70cm bath with handgrips, two tapholes
S101901	Sandringham21 170cm front panel
B9871AA	Sandringham21 two hole bath shower mixer
S8830AA	Bath waste, plastic plug and o/f



Sandringham21 'Bathroom to go' pack inc two tapholes basin, bath and pillar taps (S050101)	
E895101	Sandringham21 55cm pedestal basin, two tapholes
E897601	Sandringham21 full pedestal
B9865AA	Sandringham21 basin pillar taps
E896301	Sandringham21 close coupled WC pan, horizontal outlet
E896601	Sandringham21 close coupled cistern, bottom inlet, 6/4 dual flush valve
E907601	Sandringham21 seat and cover with plastic hinges
E028301	Sandringham21 170 x 70cm bath with handgrips, two tapholes
S101901	Sandringham21 170cm front panel
B9866AA	Sandringham21 bath pillar taps
S8800AA	Basin waste
S8830AA	Bath waste, plastic plug and o/f

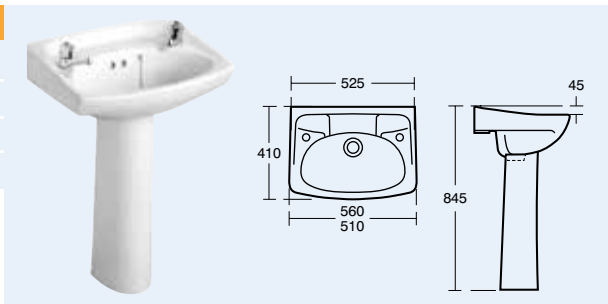




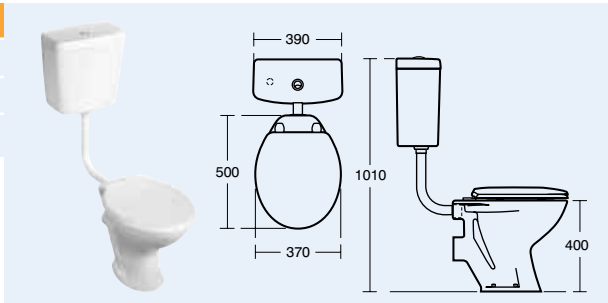
Non-residential Product Range

The durability of Sandringham21 makes it ideally suited for use in commercial bathrooms and washrooms. Building owners will appreciate its looks and water saving features as much as its toughness.

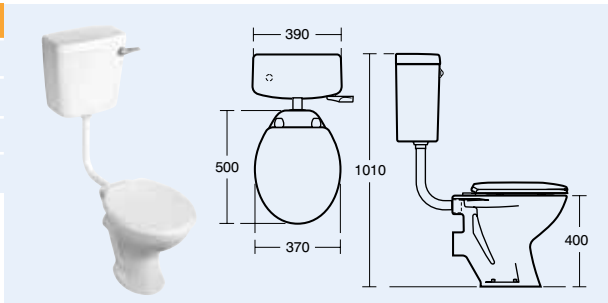
Sandringham21 Royalex Pedestal Basin	
S217001	Sandringham Royalex 56cm pedestal basin, two tapholes
S218001	Sandringham Royalex 51cm pedestal basin, two tapholes
S295501	Ova pedestal
S920667	Brackets for wall mounting 56cm Royalex basin (S2170)



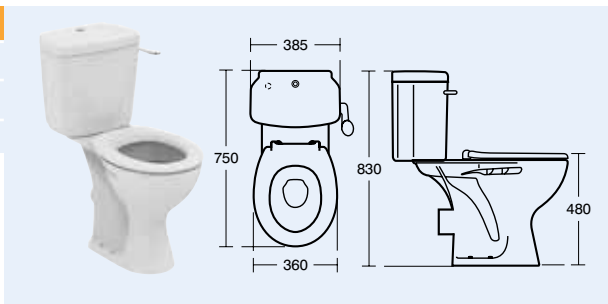
Sandringham Magnia Low Level WC with Push Button Cistern	
S351001	Sandringham Magnia low level bowl, horizontal outlet
E876101	Sandringham21 low level cistern, bottom inlet, 6/4 litre dual flush valve
S405501	Gemini seat and cover



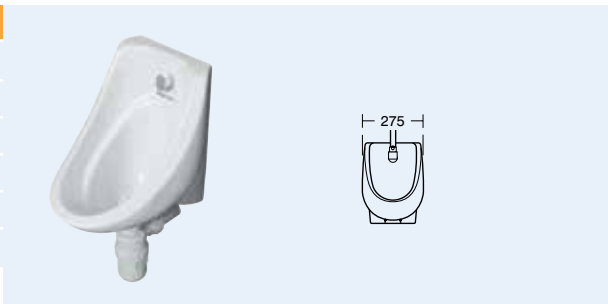
Sandringham Magnia Low Level WC with Lever Cistern	
S351001	Sandringham Magnia low level bowl, horizontal outlet
E896901	Sandringham21 low level cistern, bottom inlet, 6 litre lever flush
E897201	Sandringham21 low level cistern, side inlet, 6 litre lever flush
S405501	Gemini seat and cover



Sandringham21 Raised Height WC with Lever Cistern	
E883401	Sandringham21 raised height WC pan, horizontal outlet
E898701	Sandringham21 elongated cistern with spatula lever, 6 or 4.5 litre flush
E908601	Sandringham21 seat, no cover, metal hinges



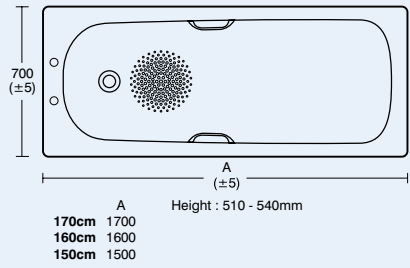
Sandringham Urinal Bowl	
S610301	Sandringham urinal
S6266AA	Top inlet spreader
S6265AA	Back inlet spreader
S927567	Concealed steel hangers
S885067	Plastic dome waste
S891567	1 1/2 Plastic bottle trap



*Please refer to the Plumbers Guide for full fittings and components.

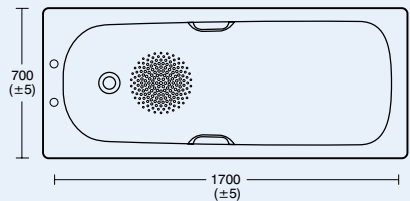
Sandringham21 Steel Bath with Chrome Plated Handgrips and Anti-slip*

S183501	Sandringham21 170 x 70cm steel bath with chrome plated handgrips and anti-slip*, two tapholes
S183401	Sandringham21 160 x 70cm steel bath with chrome plated handgrips and anti-slip*, two tapholes
S183301	Sandringham21 150 x 70cm steel bath with chrome plated handgrips and anti-slip*, two tapholes
S183801	Sandringham21 170cm bath with chrome plated handgrips and anti-slip*, no tapholes
S091501	Flat 170cm front panel (cut to required size)
S091601	Flat 70cm end panel
S936501	Corner strip for flat panel connection



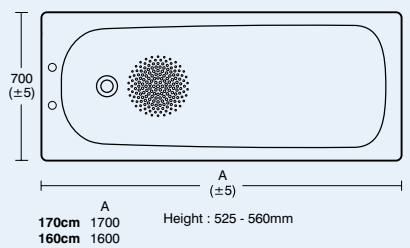
Sandringham21 Water Saving Steel Bath with Chrome Plated Handgrips and Anti-slip*, Two Tapholes

S183901	Sandringham21 170cm 130 litres water saving bath with chrome plated handgrips and anti-slip*, two tapholes
S091501	Flat 170cm front panel
S091601	Flat 70cm end panel
S936501	Corner strip for flat panel connection



Sandringham21 Steel Bath with Anti-slip*

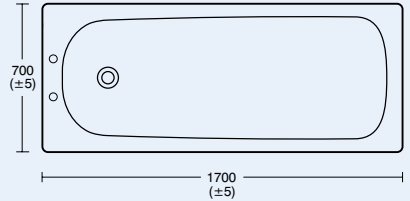
S181701	Sandringham21 170 x 70cm steel bath with anti-slip*, no tapholes
S181901	Sandringham21 160 x 70cm steel bath with anti-slip*, no tapholes
S183201	Sandringham21 150 x 70cm steel bath with anti-slip*, no tapholes
S091501	Flat 170cm front panel (cut to required size)
S091601	Flat 70cm end panel
S936501	Corner strip for flat panel connection



*Anti-slip reduces the likelihood of slipping, but does not prevent all slipping.

Sandringham21 Steel Bath

S183601	Sandringham21 170cm bath, two tapholes
S183701	Sandringham21 170cm bath, no tapholes
S091501	Flat 170cm front panel
S091601	Flat 70cm end panel
S936501	Corner strip for flat panel connection



High Neck Pillar Taps

B9872AA Sandringham21 high neck pillar taps



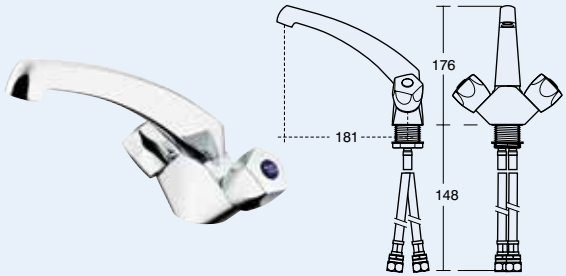
WRAS NO.1210031



Sink Mixer

B9874AA Sandringham21 one hole sink mixer

B9873AA Sandringham21 two hole sink mixer



Basin Pillar Taps

B9875AA Sandringham21 basin pillar taps with crossheads



WRAS NO.1210030



Bath Pillar Taps

B9876AA Sandringham21 bath pillar taps with crossheads



WRAS NO.1210030

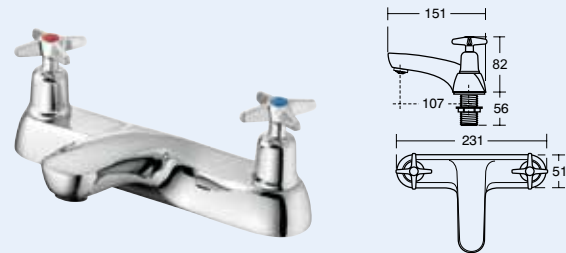


Two Hole Bath Filler

B9877AA Sandringham21 two hole bath filler with crossheads



WRAS NO.1307015

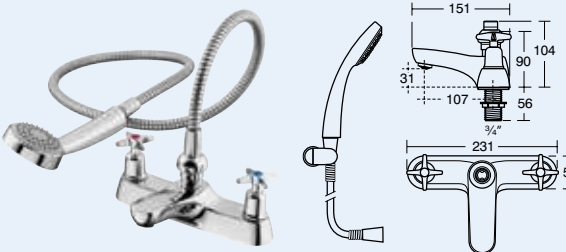


Two Hole Bath Shower Mixer

B9878AA Sandringham21 two hole bath shower mixer with crossheads



WRAS NO.1210029



Handspray holder is an optional extra.

High Neck Pillar Taps

B9879AA Sandringham21 high neck pillar taps with crossheads

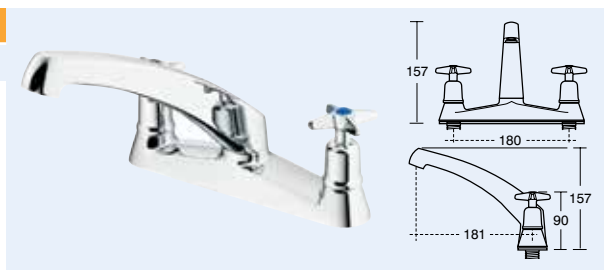


WRAS NO.1210031



Two Hole Sink Mixer

B9880AA Sandringham21 two hole sink mixer with crossheads



Basin Pillar Taps

B9881AA Sandringham21 basin pillar taps with levers



Bath Pillar Taps

B9882AA Sandringham21 bath pillar taps with levers



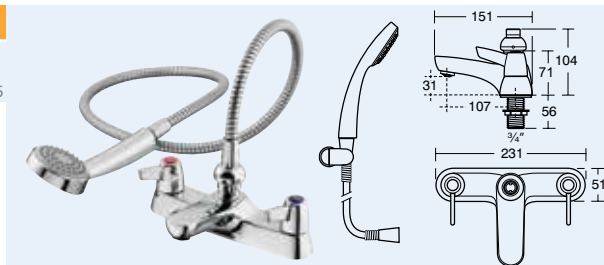
Two Hole Bath Filler

B9883AA Sandringham21 two hole bath filler with levers



Two Hole Bath Shower Mixer


B9884AA Sandringham21 two hole bath shower mixer with levers



Handspray holder is an optional extra.

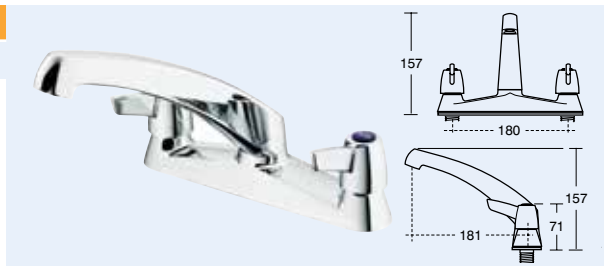
High Neck Pillar Taps

B9885AA Sandringham21 high neck pillar taps with levers



Two Hole Sink Mixer

B9886AA Sandringham21 two hole sink mixer with levers



Guarantee

Lifetime

All ceramic products.

25 years

On acrylic baths.

5 years

On steel baths, bath panels, taps and mixers, toilet seats and cistern fittings.

Our confidence in the quality and reliability of Ideal Standard products enables us to guarantee many of them for a lifetime.

Our guarantee is offered on all products that have been used in the manner for which they were intended, and does not apply to any products that have been misused or abused in any way. Products must be installed and cared for in line with our fixing instructions and local water bye-laws. In the unlikely event the product fails within the guarantee period, we offer a free replacement or replacement part (or nearest equivalent). Liability is limited to individual products and does not cover consequential loss or damage on installation.

1. All ceramic products are guaranteed for a lifetime.
2. Idealcast and Idealform acrylic baths are guaranteed for twenty-five years from date of purchase.
3. Showers, bath panels, mixers and taps, WC suite seats and cistern fittings are guaranteed for five years from date of purchase (cistern and shower door seals are not included. Replacements can be found on our Fastpart website www.fastpart-spares.co.uk)

4. Shower enclosures, wetroom panels and bath screens are guaranteed for ten years and shower trays for twenty-five years.
5. Parts (including push button flush valves) are guaranteed for five years and will be replaced if found to be faulty.
6. Cistern diaphragms, seals shower seals are not included. Replacements may be purchased through our parts supply service.
7. When your bathroom has been satisfactorily installed and is working well, please ensure you register your guarantee.
8. The guarantee is transferrable "it applies to the product not the purchaser" provided guarantee registration details are passed on to the new owner.

This guarantee does not affect your statutory rights. Products must be installed, used and cared for in line with our fixing instructions and local bye-laws. Parts (eg cistern diaphragms, seals and shower seals) are not included.

The guarantee does not cover general wear and tear.

Applies to UK and Republic of Ireland only.

See website for full guarantee details.
www.ideal-standard.co.uk/guarantee.aspx

Mixers & Taps Iconic Features

IDEALFIX



EASY FIX
This product is supplied with a patented feature making it easier and quicker to tighten than conventional fixings.



BRASS BACKNUTS
The product is supplied with non corrosive brass fixing nuts and anti rotational washers for a more secure fix .

SYSTEM COMPATABILITY



ALL SYSTEMS
This product is compatible with low or high pressure hot water systems.

GETTING CONNECTED



FLEXIBLE CONNECTORS
This product is supplied with flexible tails making connection to existing pipework easier and faster making it the perfect choice for replacement installation.



RIGID SOFT COPPER TAILS
This product is supplied with copper tails which depending on the installation could require some forming tools.



1/2" BSP THREAD
Utilise any standard 1/2" tap connector to make the water connection to this product.



3/4" BSP THREAD
Utilise any standard 3/4" tap connector to make the water connection to this product.

For further information on any of our products;

please call **0870 122 8822**
or visit www.thebluebook.co.uk



The bluebook has long been the most comprehensive guide to bathroom and washroom products.

Technical helpline **0870 122 8822**

A division of Ideal Standard (UK) Ltd.

© Armitage Shanks
P1676 (2) 06/16

Important installation information

A key element in the performance of a bathroom is the quality of the installation. We recommend you use a plumber from a registered association and consult him (or her) right from the start. Your local Armitage Shanks stockist may offer a plumbing service or, if not, will be able to recommend a qualified plumber.

This brochure has been printed on paper from well managed forests, approved by the Forestry Stewardship Council, using vegetable inks. Our printer holds ISO 14001 and FSC environmental accreditations. Should you wish to dispose of your brochure, we kindly request that you recycle it.

Armitage Shanks

Armitage
Rugeley
Staffordshire
WS15 4BT
England

Tel: 01543 490253
Fax: 01543 491677

www.armitage-shanks.co.uk

Technical helpline: 0870 122 8822



*Armitage
Shanks*

Quality bathrooms since 1817