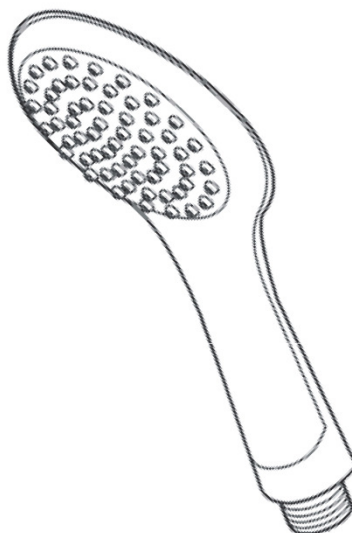


# BRISTAN

## Installation Instructions and User Guide

Evo Handsets



### Models covered:

EV HAND01 C, EV HAND02 C,  
EV HAND03 C, EV HAND03 WC,  
EV HAND04 C, EV HAND04 WC,  
EV HAND05 C

Please keep this booklet for future  
Reference.

Installer, when you have read these  
instructions please ensure you leave them  
with the user.



# Important Safety Information

Please read these instructions thoroughly and retain for future use.

All products manufactured and supplied by Bristan are safe provided they are installed, used correctly and receive regular maintenance in accordance with these instructions.

- Do not use if the showerhead has been damaged or is blocked.
- Remove all packaging and check the components for damage before starting installation.
- This product **must not** be modified in any way as this will invalidate the guarantee.

## Installation

### Flow Regulator

Your Bristan handset has been supplied with an 8 litre per minute flow regulator.

If the handset is fitted in conjunction with an instantaneous water heater (combination boiler) the flow regulator must be fitted.

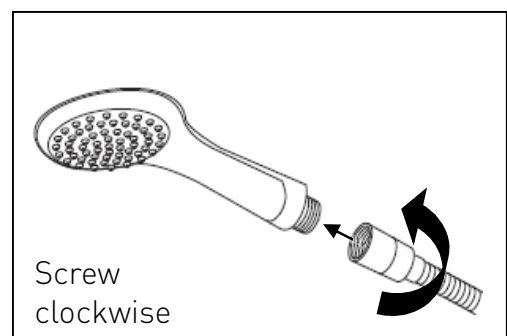
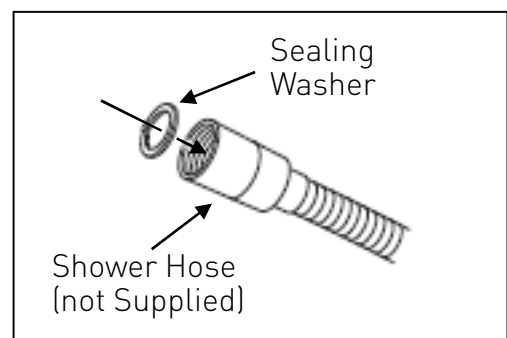
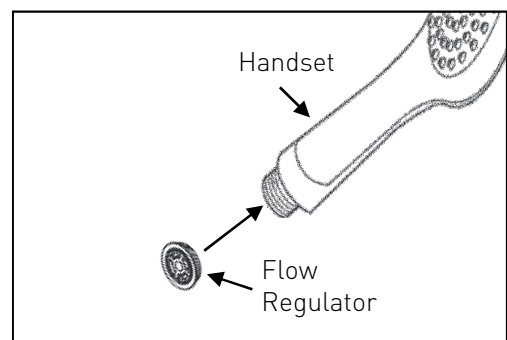
Firmly push the flow regulator into the threaded end of the handset, smaller diameter first (see opposite).

If fitting the handset in conjunction with a low pressure gravity fed system the flow regulator is not required.

### Fitting the handset

Place appropriate sealing washer into hose outlet (not supplied).

Holding the handset, screw the conical end of the shower hose (not supplied) clockwise until tight.

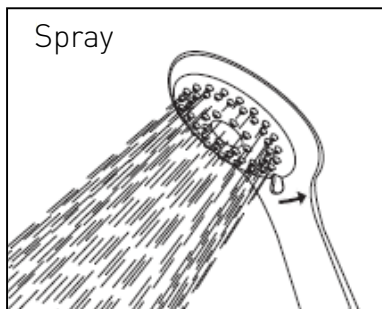


# Operation

## Adjusting the multifunction Showerhead

(Covers models: - EV HAND02 C, EV HAND04 C, EV HAND04 WC).

The multi-function shower head has 3 spray functions, spray, jet and combination. Simply rotate the spray head one way or the other to the desired spray pattern.



# Maintenance

## General Cleaning

Your fitting has a high quality finish and should be treated with care to preserve the visible surfaces. All finishes will wear if not cleaned correctly. The only safe way to clean your product is to wipe with a soft damp cloth. Stains can be removed using washing up liquid. All bathroom cleaning products (powders and liquids) will damage the surface of your fitting, even the non-scratch cleaners.

**Note:** Never use abrasive detergents or disinfectants or those containing alcohol, hydrochloric acid or phosphoric acid.



Bristan recommend E-cloth for cleaning all of our bathroom & kitchen products. Using just water, E-cloth gives a smear free, deep clean by breaking up and hold dirt, which normal cloths leave behind. Order through your Bristan stockist (order code: ECLOTH).

## Cleaning the Showerhead

Your Bristan showerhead has rub-clean nozzles for easy cleaning. Simply rub your fingers across the rubber spray jets regularly and before you turn the shower on to remove any scale or debris.

The hardness of the water in your area will determine how often you should clean your showerhead. Build up of scale in particularly hard water areas combined with constant use means you may need to clean your showerhead once a week. To ensure continued performance the showerhead needs to be regularly descaled.

**Tip:** If the showerhead is heavily scaled or has not be maintained for a long period of time a solution of hot water and white vinegar may be needed to clear the scale.

Mix a 50/50 solution and rub the nozzles thoroughly with the solution making sure the solution gets into all of the nozzles.

Wash off the solution with clean water.

# Guarantee

Bristan offers solid guarantees to provide you with complete peace of mind.

## Accessories

5 year parts only. Includes bathrooms accessories, shower accessories (e.g. hoses, handsets and poles), wastes, WC levers and light pulls. Gold, painted and special finishes 3 years parts only.

\*Labour provided by an approved Bristan engineer. Guarantee only applies to products with a manufacturing fault. A deferred payment will be necessary in order to secure any visits by our engineers which will be charged if the problem is found **not** to be a manufacturing fault. If the fault is found to be down to a manufacturing error, the payment will be released and not charged.

This guarantee applies to products purchased within the United Kingdom or Republic of Ireland, but does not apply to products used commercially.

The guarantee is only available to original purchasers who have proof of purchase.

The installation must allow ready access to all products for the purpose of inspection, maintenance or replacement.

Any part found to be defective during the above guarantee period will be replaced without charge, providing that the product has been installed in accordance with the instructions, used as intended, and regularly serviced.

## **BRISTAN**

Birch Coppice Business Park  
Dordon  
Tamworth  
Staffordshire  
B78 1SG  
Web: [www.bristan.com](http://www.bristan.com)  
Email: [enquire@bristan.com](mailto:enquire@bristan.com)

A Masco Company

Servicing should be carried out at regular intervals of no more than 12 months and more frequently in hard water areas (heavy lime scale) areas.

In the unlikely event that any problems are encountered with the product's performance on installation, you must obtain guidance/authorisation from our Customer Service Department, and be able to supply proof and date of purchase, before any remedial action is taken.

The guarantee excludes general wear and tear and damage caused by accident, misuse or neglect, and does not cover the following:

- Components that are subject to general wear and tear such as filters, seals, 'O' rings and washers etc.
- Damage caused by faulty installation
- Damage caused by lime scale or any waterborne debris
- Damage caused by inappropriate cleaning products (see maintenance section)
- Damage caused by the use of non-Bristan parts
- The product being used for a purpose other than intended by the manufacturer.

In order to log an enquiry with us please visit:

<http://www.bristan.com/customerservice>

Customer Service:

**Tel: 0844 701 6273 • Fax: 0844 701 6275**

Part Number: 800528 A

Issue: FI EV HANDSETS D2