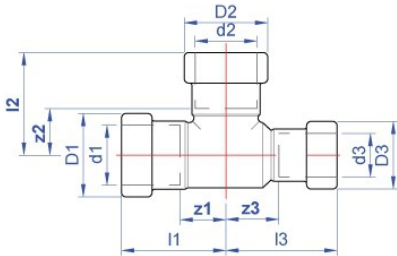




# Tectite

Tee, one end reduced push-fit on all ends

TT26/TT130 Tee



Code	Description	d1	d2	d3	L1	L2	L3	D1	D2	D3	z1	z2	z3
75724	15 x 12 x 15mm TT26/TT130	15	15	12	29	29	31	22	22	18	12	12	15
75573	22 x 15 x 22mm TT26/TT130	22	22	15	31	31	36	30	30	22	13	13	19
75574	28 x 15 x 28mm TT26/TT130	28	28	15	36	36	38	37	37	22	17	17	22
75575	28 x 22 x 28mm TT26/TT130	28	28	22	36	36	41	37	37	30	17	17	24

Pegler Yorkshire reserve the right to change specifications

### Pegler Yorkshire Tectite Sprint, Classic, Pro and 316 Guarantee - Terms and Conditions

Products are subject to a guarantee that is between Pegler Yorkshire and the final purchaser of the product. When correctly assembled with the stated tubes and pipe the length of guarantee is as follows:

**25 Years** Where Tectite Sprint, Tectite Classic, Tectite Pro and Tectite 316 fittings, Tectite-PEX barrier pipe and 316 System tube are installed in pipelines with products from other manufacturers, they are guaranteed for 25 years.

**30 Years** Where pipelines are constructed exclusively using Tectite fittings and recommended tubes, the resulting installations will be deemed Tectite Systems and qualify for a 30 year guarantee.

Qualifying systems are:

- Tectite Sprint fittings with Yorkex copper tube and/or Tectite-PEX pipe
- Tectite Classic fittings with Yorkex copper tube and/or Tectite-PEX pipe
- Tectite Pro fittings with Yorkex copper tube and/or Tectite-PEX pipe
- Tectite 316 fittings and stainless steel 316 System tube.

The guarantee is subject to proof of purchase being supplied.

This guarantee does not affect any statutory rights the consumer may have in law.

The guarantee covers manufacturing or material defects when installed in accordance with our instructions on specified tube materials and applications, and does not cover parts subject to normal wear and tear.

This product range has been designed for the use of homeowners, domestic and commercial applications and therefore the Guarantee is subject to the product being properly selected for their intended service conditions.

The guarantee is not applicable where the product is fitted contrary to the conditions in the fitting instructions.


This is reinforced where valves are covered by the European Pressure Equipment Directive (PED97/23/EC) where Installation, Operating and Maintenance Instructions are supplied with each product and/or carton.

Provided it is installed correctly and receives adequate preventative maintenance it should give years of trouble-free service.

Abusive behaviour and accidental damage to the product are not covered by this guarantee.

The extent of this liability is limited to the cost of the replacement of the defective item and not to installation or consequential damages.

Tectite Fitting	Tube/pipe used with	Min temperature			Max temperature
Sprint	Copper	-24°C* at 20bar	30°C at 20bar	65°C at 16bar	114°C at 10bar
Sprint	PB/PEX	-20°C* at 12bar	20°C at 12bar	65°C at 6bar	92°C at 3bar



Pressure Loss Tables: Copper Water

### Care

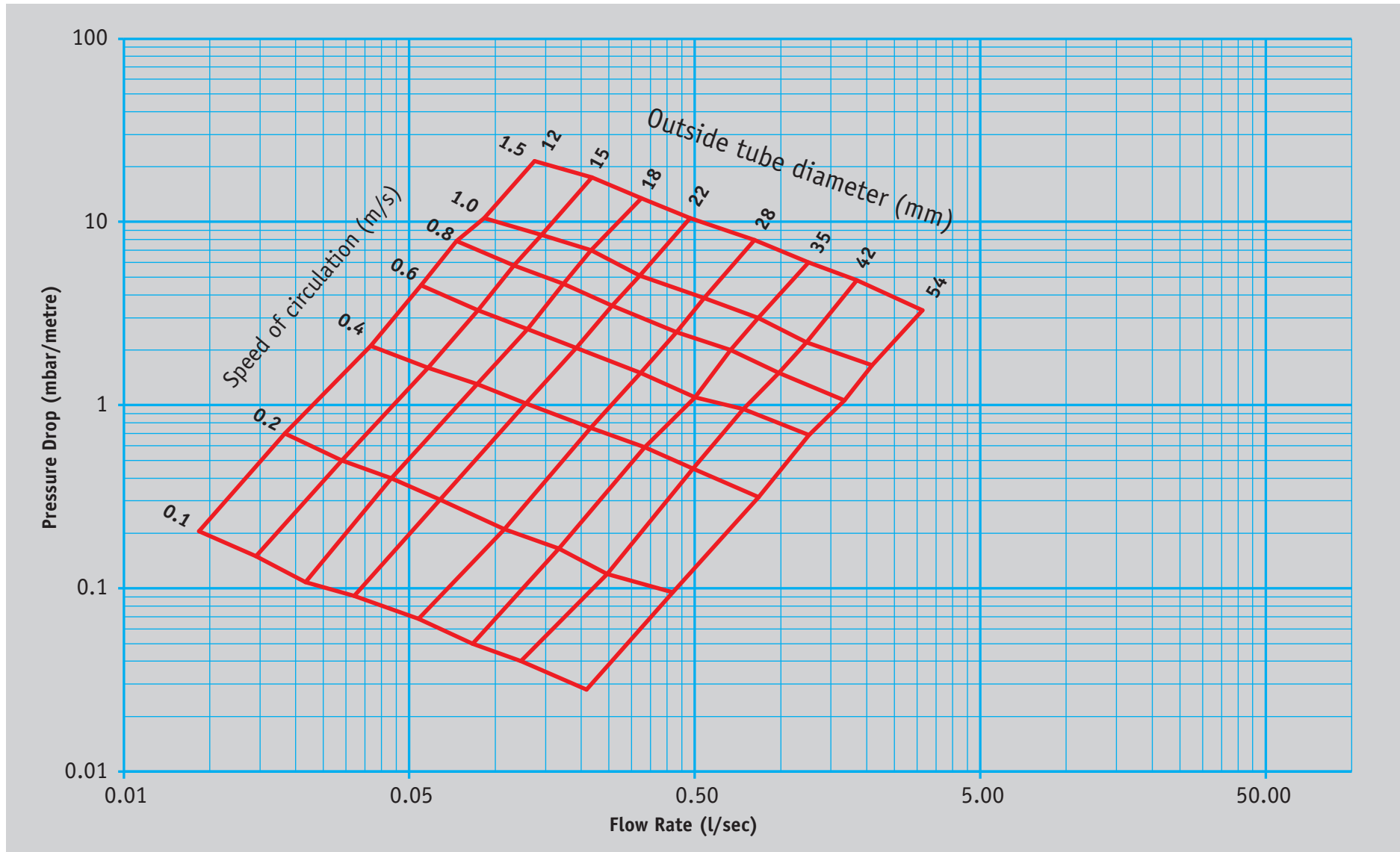
No regular aesthetic care is required for this product

**Maintenance**

No regular maintenance is required for this product.

For any further help please contact the Service Support Team on: 0800 1560050.

Component	Material
Body	Copper
'O' ring	EPDM
Pipe guide	Glass filled nylon 6
Grab ring	Stainless steel
Protection ring	Nylon





CERTIFICATION MARK

*This certifies that*

**PEGLER YORKSHIRE GROUP LTD.**

*has had the undermentioned product examined, tested and found, when correctly installed, to comply with the requirements of the United Kingdom Water Supply (Water Fittings) Regulations and Scottish Water Byelaws.*

**TECTITE SPRINT RANGE OF PUSHFIT FITTINGS MODELS TT1, TT1R, TT2, TT3, TT5, TT6, TT12 TT12S, TT13, TT14, TT15, TT21, TT21S, TT24, TT25, TT26, TT27, TT30, TT61, TT62, TT63, TT69 10MM, 15MM, 22MM & 28MM FOR USE ON COPPER PIPE, CROSS LINKED PEX BARRIER PIPE AND POLYBUTYLENE PIPE 35MM, 42MM AND 54MM FOR USE ON COPPER ONLY**

*The certificate by itself is not evidence of a valid WRAS Approval. Confirmation of the current status of an approval must be obtained from the WRAS Directory ([www.wras.co.uk/directory](http://www.wras.co.uk/directory))*

*The product so mentioned will be valid until the end of:*

**July 2021**

**1607066**

*Certificate No.*

Handwritten signature of J. Funnal in black ink.

*Secretary*

Handwritten signature of K. Newby in black ink.

*Chairman, Product Assessment Group*



CERT

# DVGW type examination certificate

## DVGW-Baumusterprüfzertifikat

**DW-8511BU0144**

Registration Number  
Registriernummer

<b>Field of Application</b> <i>Anwendungsbereich</i>	products of water supply <i>Produkte der Wasserversorgung</i>
<b>Owner of Certificate</b> <i>Zertifikatinhaber</i>	Pegler Yorkshire Group Ltd. Haigh Park Road, GB- Stourton; Leeds LS10 1RT
<b>Distributor</b> <i>Vertreiber</i>	Pegler Yorkshire Group Ltd. Haigh Park Road, GB- Stourton; Leeds LS10 1RT
<b>Product Category</b> <i>Produktart</i>	installation systems and system joints: pipe joint for pipes in drinking water installation systems (8511)
<b>Product Description</b> <i>Produktbezeichnung</i>	system joints as plug in fitting made of copper for pipes made of copper according to DVGW working sheet GW 392
<b>Model</b> <i>Modell</i>	Tectite Sprint
<b>Test Reports</b> <i>Prüfberichte</i>	mechanical test: 120001607-14 from 03.07.2014 (MPM) mechanical test: 120003296 from 01.04.2009 (MPM)
<b>Test Basis</b> <i>Prüfgrundlagen</i>	DVGW W 534 (01.05.2004) BGA KTW (12.12.1985) DVGW W 270 (01.11.2007)

10/28-04 4/10

**Date of Expiry / File No.** 01.04.2019 / 14-0454-WNV  
**Ablaufdatum / Aktenzeichen**

29.09.2014 GI A-1/2 *id. J. W. W. W. W.*  
Date, Issued by, Sheet, Head of Certification Body  
Datum, Bearbeiter, Blatt, Leiter der Zertifizierungsstelle

DVGW CERT GmbH is an accredited body by DAkkS according to EN 45011:1998 for certification of products for energy and water supply industry.

DVGW CERT GmbH ist von der DAkkS nach DIN EN 45011:1998 akkreditierte Stelle für die Zertifizierung von Produkten der Energie- und Wasserversorgung.



Deutsche  
Akkreditierungsstelle  
D-ZE-16028-01-01

DVGW CERT GmbH  
Zertifizierungsstelle

Josef-Wirmer-Str. 1-3  
53123 Bonn

Tel. +49 228 91 88 - 888  
Fax +49 228 91 88 - 993

www.dvgw-cert.com  
info@dvgw-cert.com

<b>Type</b> <i>Typ</i>	<b>Technical Data</b> <i>Technische Daten</i>	<b>Remarks</b> <i>Bemerkungen</i>
Tectite Sprint	diameter: 12 mm	type: M-MM
Tectite Sprint	diameter: 15 mm	type: M-MM
Tectite Sprint	diameter: 18 mm	type: M-MM
Tectite Sprint	diameter: 22 mm	type: M-MM
Tectite Sprint	diameter: 28 mm	type: M-MM

**certified Components*****zertifizierte Bauteile / Werkstoffe***

<b>Registr. No.</b> <i>Registr.-Nr.</i>	<b>Component</b> <i>Bauteil (Produktart)</i>	<b>Model/Type</b> <i>Modell/Typ</i>	<b>Manufacturer</b> <i>Hersteller</i>
NW-5253BP5648	sealing material for drinking water installations	EP 1/1/5/EP 1/1/5	Superior Seals Limited

**Hints of Utilization / Remarks*****Verwendungshinweise / Bemerkungen***

The type testing was made with pipes made of copper according to DVGW working sheet GW 392.



Strojírenský zkušební ústav, s.p.  
(Engineering Test Institute, Public Enterprise), Authorized Body 202  
Hudcova 424/56b, 621 00 Brno, Czech Republic  
Authorization Decision 27/2006 of 2006-08-29

# DECISION

on the validity period extension of  
Construction Technical Certificate

## STO-30-00427-11

**Manufacturer:** Pegler Yorkshire Group Limited  
St. Catherines Avenue, DN4 8D Doncaster, South Yorkshire  
United Kingdom

**Products:** Tectite fittings

**Type designation:** Tectite PRO, Tectite CLASSIC, Tectite 316, Tectite SPRINT,  
Tectite ADVANCE

**Versions:** see Pages 2 to 4

**Place of manufacture:** YORKSHIRE Fittings Gyártó Kft.  
Maglódi út 16., H-1106 Budapest  
Hungary

In accordance with the provisions of Section 10 of Act 22/1997 Coll., on technical requirements for products and on amendment to certain Acts, as amended, the abovementioned Authorized Body has verified Construction Technical Certificate STO-30-00427-11, issued on 2011-05-09. Whereas the data of the physical properties of the said products, their level and the ascertainment procedures with regard to essential requirements of Government 163/2002 Coll., as amended, have not changed, its validity is hereby extended until **2017-07-01**.

The rules for using the Decision are specified on Page 5.

Brno, 2014-07-01



  
Ing. Jiří Rozsival, MBA  
Deputy Director

STO-30-00427-11-Decision, page 1 (5)

Strojírenský zkušební ústav, s.p., Hudcova 56b, 621 00 Brno, Česká republika  
Engineering Test Institute, public enterprise, Hudcova 56b, 621 00 Brno, Czech Republic

[www.szutest.cz](http://www.szutest.cz)



### Specification of types and versions:

Tectite fittings with quick coupling device are made of CW024A copper (Tectite SPRINT), CW617N brass (Tectite CLASSIC, PRO), AISI 316-DIN 1.4401 stainless steel (Tectite 316), and of carbon steel (Tectite ADVANCE).

#### Application of Tectite SPRINT, CLASSIC, PRO, 316:

Domestic and commercial not directly buried installations inside or outside of buildings, for assembling of distribution systems transporting water (including potable water pursuant to Decree 409/2005 Coll.), heating water, pressure air and other non-corrosive fluids.

#### Application of Tectite ADVANCE:

Domestic and commercial not directly buried installations inside or outside of buildings, for assembling of distribution systems transporting water not intended for human consumption, heating water, pressure air and other non-corrosive fluids.

### Operating pressures and temperatures:

Fittings	Tubes	Temperature			
		-24°C	30°C	65°C	95°C
Tectite CLASSIC	Copper	16 bar	16 bar	10 bar	6 bar
Tectite CLASSIC	PB or PEX	12 bar	12 bar	6 bar	3 bar
Tectite SPRINT	Copper	20 bar	20 bar	16 bar	10 bar
Tectite SPRINT	PB or PEX	12 bar	12 bar	6 bar	3 bar
Tectite PRO up to 28 mm	Copper	20 bar	20 bar	16 bar	10 bar
Tectite PRO over 35 mm	Copper	16 bar	16 bar	10 bar	6 bar
Tectite 316 up to 28 mm	Stainless steel	20 bar	20 bar	16 bar	10 bar
Tectite 316 over 35 mm	Stainless steel	16 bar	16 bar	10 bar	6 bar
Tectite ADVANCE	Carbon steel	20 bar	20 bar	16 bar	10 bar
Tectite ADVANCE	Plastic coated carbon steel	20 bar	20 bar	16 bar	10 bar

Threads as per ČSN EN 10226-1:2005 (ČSN ISO 7-1:1996) or ČSN EN ISO 228-1:2003, according to the joint type.

Cap nut threads as per ČSN EN ISO 228-1:2003, fitting ends for flat seals.

### Specification of versions:

Type	Description	Size
<b>Tectite SPRINT</b>		
TT1	Straight coupling	10+28
TT1R	Reducing coupling	15+22x10+18
TT2	Straight female connector	10+28x1/2"+1"
TT3	Straight male connector	10+28x1/2"+1"
TT5	Tank connector	15x1/2", 22x3/4"
TT6	Reducer	15+28x10+22

STO-30-00427-11-Decision, page 2 (5)

Strojírenský zkušební ústav, s.p., Hudcova 56b, 621 00 Brno, Česká republika  
Engineering Test Institute, public enterprise, Hudcova 56b, 621 00 Brno, Czech Republic

[www.szutest.cz](http://www.szutest.cz)





Type	Description	Size
TT12	Elbow	10+28
TT12S	Street elbow	10+22x10+22
TT13	Male elbow	15x1/2"
TT14	Female elbow	14+16x1/2"
TT15	Backplate elbow	12+15x1/2"
TT21	Obtuse elbow	12+28
TT21S	Obtuse street elbow	12+28
TT24	Equal tee	10+28
TT25	Tee, reduced branch	14+28x14+28x12+22
TT26	Tee, one end reduced	15+28x12+22x15+28
TT27	Tee, one end and branch reduced	16+28x14+22x14+22
TT61	Stop end	10+28
TT62	Tap connector	10+22x1/2"+3/4"
TT63	Bent tap connector	10+18x1/2"
<b>Tectite CLASSIC</b>		
T1	Straight coupling	10+28
T1R	Reducing coupling	12+28x10+22
T2	Straight female connector	10+28x3/8"+1"
T3	Tapered male connector	10+28x3/8"+1"
T3P	Straight male connector	12+28x3/8"+1"
T5	Tank connector	15x1/2", 22x1/2", 28x1"
T6	Reducer	12+28x10+22
T12	Elbow	10+28
T12S	Street elbow	10+28
T13	Male elbow	10+28x3/8"+1"
T14	Female elbow	10+28x3/8"+1"
T15	Backplate elbow	10+22x1/2"+3/4"
T21	Obtuse elbow	12+28
T21S	Obtuse street elbow	12+28
T24	Equal tee	10+28
T25	Tee, reduced branch	12+28x12+28x10+22
T26	Tee, one end reduced	15+28x10+22x15+28
T27	Tee, one end and branch reduced	15+28x10+22x10+22
T30	Female branch tee	12+22x12+22x1/2"+3/4"
T61	Stop end	10+28
T62	Tap connector	10+22x1/2"+3/4"
T62S	Tap connector	15+22x1/2"+3/4"
T63	Bent tap connector	10+22x1/2"+3/4"
T68FF	Flat faced union adaptor	15x3/4"
<b>Tectite PRO</b>		
TX1	Straight coupling	15+54
TX1	Slip straight coupling, slip pattern	15+54
TX2	Straight female connector	15+54x1/2"+2"
TX3	Tapered male connector	15+54x1/2"+2"
TX3P	Straight male connector	15+28x1/2"+1"
TX6	Reducer	22+54x15+42
TX12	Elbow	15+54





Type	Description	Size
TX12S	Street elbow	15+28
TX13	Male elbow	15+28x1/2"+1"
TX14	Female elbow	15+28x1/2"+1"
TX15	Backplate elbow	15x1/2"
TX21	Obtuse elbow	15+54
TX21S	Obtuse street elbow	15+54
TX24	Equal tee	15+54
TX25	Tee, reduced branch	22+54x22+54x15+35
TX26	Tee, one end reduced	22+28x15+22x22+28
TX27	Tee, one end and branch reduced	22x15x15, 28x22x22
TX30	Female branch tee	15+42x15+42x1/2"
TX61	Stop end	15+54
TX62	Tap connector	15+22x1/2"+3/4"
TX63	Bent tap connector	15+22x1/2"+3/4"
TX68FF	Flat faced union adaptor	15x3/4"
TX68S	Cylinder union	22x1"
<b>Tectite 316</b>		
TS1	Straight coupling	15+54
TS2	Straight female connector	15+54x1/2"+2"
TS3	Tapered male connector	15+54x1/2"+2"
TS6	Reducer	18+54x15+42
TS12	Elbow	15+54
TS12S	Street elbow	15+28
TS13	Male elbow	15+28x1/2"+1"
TS14	Female elbow	15+28x1/2"+1"
TS15	Backplate elbow	15x1/2", 18x1/2", 22x3/4"
TS21	Obtuse elbow	15+54
TS21S	Obtuse street elbow	15+54
TS24	Equal tee	15+54
TS25	Tee, reduced branch	18+54x18+54x15+42
TS30	Female branch tee	15+42x15+42x1/2"
TS61	Stop end	15+54
TS62	Tap connector	15+22x1/2"+3/4"
<b>Tectite ADVANCE</b>		
TA1	Straight coupling	15+54
TA2	Straight female connector	15+28x1/2"+1"
TA3	Tapered male connector	15+54x1/2"+2"
TA6	Reducer	18+54x15+42
TA12	Elbow	15+54
TA12S	Street elbow	15+54
TA21	Obtuse elbow	15+54
TA21S	Obtuse street elbow	15+54
TA24	Equal tee	15+54
TA25	Tee, reduced branch	18+54x18+54x15+42
TA30	Female branch tee	15+54x15+54x1/2"
TA61	Stop end	15+54
TA69	Straight male union connector	15+54x1/2"+2"

STO-30-00427-11-Decision, page 4 (5)

Strojírenský zkušební ústav, s.p., Hudcova 56b, 621 00 Brno, Česká republika  
Engineering Test Institute, public enterprise, Hudcova 56b, 621 00 Brno, Czech Republic

[www.szutest.cz](http://www.szutest.cz)



**RULES FOR USING THE DECISION:**

This Decision shall only be used in conjunction with Construction Technical Certificate STO-30-00427-11 of 2011-05-09.

Unauthorised or deceptive use of the Decision may result in its withdrawal.

It is prohibited to change, amend or overwrite the data contained in the Decision.

This Decision may not be used for the products changed without the consent of the Engineering Test Institute, Public Enterprise, in such a way that conformity with the Construction Technical Certificate has been affected.

The Construction Technical Certificate and the Decision on its validity period extension cannot be used as documents of conformity assessment.

