

TOILET SEATS

THERMOSET TOILET SEATS

THERMOPLASTIC TOILET SEATS


MOULDWOOD TOILET SEATS

SPECIAL NEEDS TOILET SEATS

DECOR TOILET SEATS

SPARES & ACCESSORIES

Celmac
wirquin



CELMAC WIRQUIN SPECIFICATIONS TO MATCH ANY NEEDS

COVER

Celmac Wirquin offers a very wide range of covers. Our different shapes include dished, domed or flat and can come in slim sandwich, semi or full wrap options.

HINGE

With hinges and their component parts being integral to the function of every toilet seat, we have developed a range that is adjustable, flexible and securely fitted.


With a variety of fitting options including; bottom fixing, blind hole fixing and quick release to ensure ease of installation every time.

We focus on effective application and endurance testing as well as guaranteeing 304 grade stainless steel across all of our stainless steel hinges.

SEAT

Celmac Wirquin seats are ergonomically designed for comfort with buffers to stabilise the seat to the pan.

Where most toilet seats have 2 or 4 buffers, Celmac Wirquin also offers additional locating buffers mainly dedicated to the requirements of Doc M.



Education: Some dedicated seats are specially designed to fit 12" school pans.



Antiviral: Celmac Wirquin offers anti-viral options dedicated to hospitals or care homes.



Special Needs: Celmac Wirquin offers dedicated toilet seats to meet the requirements of the less able.



Hinge Type

Bottom fixing is a traditional type of fitting where the underside of the mounting hold is accessible to allow the tightening of the hinge fixings.



Top fixing is required when there is a limited/no access to the underside of the hinge mounting holes (back to wall pans).



Quick release for easy removal of the seat without tools, enabling thorough cleaning for maximum hygiene



Soft close incorporating specialist dampers for a gentle, quiet closing action, offering added safety. No more trapped fingers.

FIT FOR ALL | HOW TO SELECT YOUR PERFECT CELMAC WIRQUIN SEAT

STEP 1

First consider the application of the seat and the environment where it will be installed. It will help you choosing your material. Check material properties on each material description page.

STEP 3

Then select the shape of your bowl to find out which seats will fit appropriately.



Traditional rounded shape.



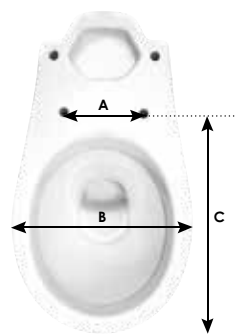
D-Shape



Bespoke shape.
For information please contact the sales office

STEP 2

Now you need to think about the size of your seat. There are different measurements to consider.



A: Distance between the middle of the 2 holes in the pan

B: Width of the pan

C: Projection from the middle of the 2 holes up to the front of the pan.

STEP 4

Finally, decide which seat design and hinge type best suits your requirements.

Overlaying cover: often referred as Sandwich style

Wrap over covers

Dished design

Domed design

PAN MATRIX

Discover our pan matrix on our website

WWW.CELMAC-WIRQUIN.CO.UK

1. Select your manufacturer
2. Select your suite
3. Find your matching seat



Melody toilet seat with Ideal Standard (Sandringham 21)

THERMOSET MATERIAL

- ▶ **Resilient:** Extremely strong, durable and hardwearing material
- ▶ **Resistant to scratches, flames and chemicals**
- ▶ **Natural anti-viral properties**
- ▶ **Ceramic white**



* MELODY 1.5KG

- Mediumweight white thermoset
- Universal shape
- Contemporary overlaying cover



** VIP 2.3KG

- Heavyweight white thermoset
- Universal shape
- Contemporary overlaying cover































*** SONATA 2.3KG

- Heavyweight white thermoset
- Universal shape
- Traditional design

The original seat that set the British Standard 1254 Type 1

Thermoset material, a dense plastic noted for its incredible strength and durability. Such resilient and anti-viral properties make it ideal for high traffic areas such as hospitals and building developments.

THERMOSET

Product	Weight	Shape Cover	Hinge material	Hinge option	Specification	Page number
Calypso	1.3kg	Traditional dished	Plastic		Ideal for medium traffic areas	18
Fusion	1.5kg	Semi wrap over cover	Stainless steel	   	Medium weight thermoset toilet seat	24
Magnum	1.5kg	Flat sandwich	Plastic or stainless steel		Entry level thermoset toilet seat	21
Tamar	1.5kg	Flat sandwich	Plastic or stainless steel		Available in different colours	20
Melody	1.5kg	Dished sandwich	Plastic or stainless steel		Entry level thermoset toilet seat	19
Neptune	1.6kg	Shell shape	Plastic		Shell traditional design	19
Saxon	1.6kg	Traditional dished	Plastic or stainless steel		Ideal for medium to high traffic areas	17
NEW Lyric	1.7kg	Fully wrap over	Plastic		Entry level thermoset toilet seat	21
Concerto	2.1kg	Domed sandwich	Stainless steel		Medium level thermoset toilet seat	24
NEW Disco	2.1kg	D-Shape full wrap over	Stainless steel	  	Trendy D-Shape seat	23
Maestro	2.1kg	D-Shape semi wrap over	Stainless steel	   	D-Shape - Ideal for back to wall pans	23
NEW Svelt	2.1kg	D-Shape slim	Stainless steel	  	Slim modern D shape	22
Sonata	2.3kg	Traditional dished	Plastic or stainless steel	 	Doc M version available	16
VIP	2.3kg	Dished cover	Stainless steel	   	High quality thermoset toilet seat	22



Soft close: allows the seat and cover to close gently and quietly, preventing noise and trapped fingers.



Quick release: tool free, quick and easy removal of the toilet seat for better hygiene thanks to its ease of cleaning.



Top fix: fitting of the seat from the top. Required when restricted or no access (back to wall pans).

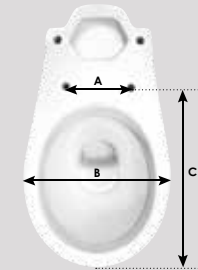


Bottom fix: fitting of the seat from the bottom of the pan.

SONATA



- ▶ The seat which set the **BS1254 Type 1 standard**.
- ▶ Heavyweight thermoset seat option.
- ▶ Ergonomically designed seat for extra comfort.
- ▶ Flat underside for easy cleaning.
- ▶ Strong, durable, and scratch resistant.
- ▶ Seat only option and DOC M version also available.
- ▶ Nominal Weight: **2.3 kg seat & cover** - 1.6 kg seat only.



A - Hole centres: 130-177mm
 B - Width: 370mm
 C - Seat projection: 400-435mm



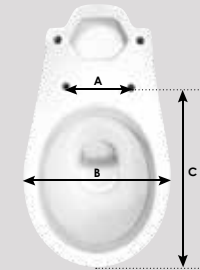
Description	Packaging	Colour	Reference	Hinge	Multiple/boxed	EAN code
Seat & cover with colour matched plastic hinge	Individually boxed	White	SSO11WH	FDP11WH	90/Pallet	5012158010232
	Individually boxed	Black	SSO11BL	FDP11BL	90/Pallet	5012158653484
	Pack of 5	White	SSO21WH	FDP11WH	120/Pallet	5024139038968
	Pack of 5	Black	SSO21BL	FDP11BL	120/Pallet	5012158010133
Seat only option	Individually boxed	White	SSO51WH	FDP11WH	90/Pallet	5012158667122
	Individually boxed	Black	SSO51BL	FDP11BL	90/Pallet	5012158666828
Seat & cover with stainless steel hinge	Individually boxed	White	SSO12WH	FSS11SS	90/Pallet	5012158669409
	Individually boxed	Black	SSO12BL	FSS11SS	90/Pallet	5012158669362
Seat only option	Individually boxed	White	SSO53WH	FSS11SS	120/Pallet	5012158669416
	Individually boxed	Black	SSO53BL	FSS11SS	120/Pallet	5012158669379
Seat & cover with top fix stainless steel hinge	Individually boxed	White	SSO15WH	FBH11SS	90/Pallet	5012158669409
	Individually boxed	Black	SSO15BL	FBH11SS	90/Pallet	5012158669362
Seat only option	Individually boxed	White	SSO55WH	FBH11SS	120/Pallet	5012158669416
	Individually boxed	Black	SSO55BL	FBH11SS	120/Pallet	5012158669379
Anti viral seat & cover with stainless steel hinge	Individually boxed	White	SSO1QWY	FD211SS	90/Pallet	5024139035837
	Individually boxed	Innas Blue	SSO1QIB	FD211SS	90/Pallet	5024139039279
Seat only option	Individually boxed	White Anti viral	SSO5QWY	FD211SS	120/Pallet	5024139035844
	Individually boxed	Innas Blue Anti viral	SSO5QIB	FD211SS	120/Pallet	5024139034298



SAXON



- ▶ Medium weight thermoset seat option.
- ▶ Plastic or stainless steel hinge options.
- ▶ Strong and durable.
- ▶ Chemical, flame, and scratch resistant.
- ▶ Flat underside for easy cleaning.
- ▶ Universal fitting.
- ▶ Ideal for contract purposes in medium to high traffic areas.
- ▶ Nominal Weight: **1.6 kg seat & cover** - 0.95 kg seat only



A - Hole centres: 134-184mm
B - Width: 376mm
C - Seat projection: 441-457mm



Description	Colour	Hinge	Reference	EAN code	Packaging	Multiple/boxed
Seat and cover with colour matched plastic hinge	White	FDP11WH	SSA11WH	5012158653866	Individually boxed	90/Pallet
	Black	FDP11BL	SSA11BL	5012158655785	Individually boxed	90/Pallet
	White 5 Pack	FDP11WH	SSA21WH	5012158030230	Pack of 5	150/Pallet
	Black 5 Pack	FDP11BL	SSA21BL	5012158030131	Pack of 5	150/Pallet
Seat only with colour matched plastic hinge	White	FDP11WH	SSA51WH	5012158666422	Individually boxed	90/Pallet
	Black	FDP11BL	SSA51BL	5012158665968	Individually boxed	90/Pallet
Seat and cover with stainless steel hinge	White	FSS11SS	SSA12WH	5012158669324	Individually boxed	90/Pallet
	Black	FSS11SS	SSA12BL	5012158669287	Individually boxed	90/Pallet
Seat only with stainless steel hinge	White	FSS13SS	SSA53WH	5012158669331	Individually boxed	90/Pallet
	Black	FSS13SS	SSA53BL	5012158669294	Individually boxed	90/Pallet



FDP11WH



FSS13SS



FDP11BL

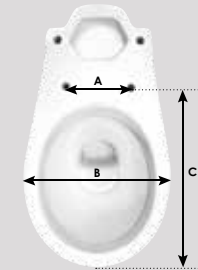


FSS11SS

CALYPSO



- ▶ Lightweight, cost effective thermoset option.
- ▶ Adjustable colour matched plastic hinge (including rod).
- ▶ Available as a seat only option.
- ▶ Universal fitting.
- ▶ Ideal for contract purposes in medium traffic areas.
- ▶ Nominal Weight: **1.3 kg seat & cover** - 0.70 kg seat only



A - Hole centres: 130-178mm
 B - Width: 370mm
 C - Seat projection: 425-441mm



FDP11WH



FDP11BL

Description	Colour	Hinge	Reference	EAN code	Packaging	Multiple/boxed
Seat and cover with colour matched plastic hinge	White	FDP11WH	SCA11WH	5012158689414	Individually boxed	90/Pallet
	Black	FDP11BL	SCA11BL	5012158080174	Individually boxed	90/Pallet
	White 5 Pack	FDP11WH	SCA21WH	5012158650537	Pack of 5	150/Pallet
	Black 5 Pack	FDP11BL	SCA21BL	5012158650261	Pack of 5	150/Pallet
Seat only option	White 5 Pack seat only	FDP11WH	SCA61WH	5024139039064	Pack of 5	150/Pallet

MELODY



- ▶ Medium weight thermoset seat option.
- ▶ Universal shape designed to fit modern sanitaryware shapes.
- ▶ Dished-design overlaying cover.
- ▶ Durable and scratch resistant.
- ▶ Nominal Weight: **1.5 kg**

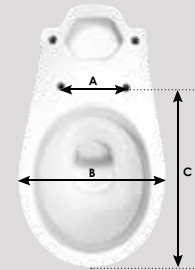


FDR11WH



FDR11SS

Description	Hinge	Reference	EAN code	Packaging	Multiple/boxed
Seat and cover with colour matched plastic hinge - White	FDR11WH	SME11WH	5012158686147	Individually boxed	90/Pallet
Seat and cover with stainless steel hinge - White	FDR11SS	SME18WH	5012158690663	Individually boxed	90/Pallet



A - Hole centres: 145-185mm
 B - Width: 357mm
 C - Seat projection: 405-420mm

NEPTUNE

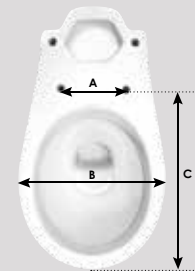


- ▶ Mediumweight thermoset seat option.
- ▶ Universal shape designed to fit modern sanitaryware shapes.
- ▶ Shell sandwich cover design.
- ▶ Strong, durable & scratch resistant.
- ▶ Nominal Weight: **1.6 kg**



FDP11WH

Description	Hinge	Reference	EAN code	Packaging	Multiple/boxed
Seat and cover with colour matched plastic hinge	FDP11WH	SNE11WH	5027681005914	Individually boxed	90/Pallet

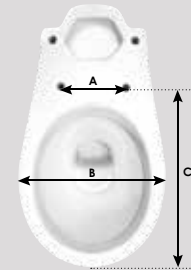


A - Hole centres: 125-170mm
 B - Width: 365mm
 C - Seat projection: 425-440mm

TAMAR



- ▶ Medium weight thermoset seat option.
- ▶ Adjustable colour matched plastic hinge (including rod).
- ▶ Available in various colours.
- ▶ Designed to fit traditional style UK sanitaryware.
- ▶ Overlaying cover design.
- ▶ Durable and scratch resistant.
- ▶ Nominal Weight: **1.5 kg**



A - Hole centres: 130-178mm
 B - Width: 370mm
 C - Seat projection: 425-441mm



FDP11WH

FDP11BL

FCS11SS

Description	Colour	Hinge	Reference	EAN code	Packaging	Multiple/boxed
Seat and cover with colour matched plastic hinge	White	FDP11WH	STA11WH	5012158667535	Individually boxed	90/Pallet
	Black	FDP11BL	STA11BL	5012158674984	Individually boxed	90/Pallet
Seat and cover with stainless steel hinge	Champagne	FCS11SS	STA14CH	5012158667467	Individually boxed	90/Pallet
	Whisper Grey	FCS11SS	STA14WG	5012158670665	Individually boxed	90/Pallet



STA11BL



STA14CH



STA14WG

LYRIC



- ▶ Medium weight seat option.
- ▶ Adjustable colour matched plastic hinge (including rod).
- ▶ Designed to fit traditional style UK sanitaryware.
- ▶ Flat wrap-over design cover.
- ▶ Durable and scratch resistant.
- ▶ Nominal Weight: **1.7 kg**



FDP11WH

Description	Hinge	Reference	EAN code	Packaging	Multiple/boxed
Seat and cover with colour matched plastic hinge - White	FDP11WH	SLY11WH	5012158671891	Individually boxed	90/Pallet

MAGNUM



- ▶ Medium weight thermoset seat option
- ▶ Short projection seat for modern pans
- ▶ Stainless steel hinge
- ▶ Nominal Weight **1.5 kg**



SF520

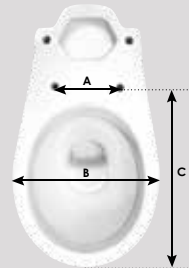


FDR11SS

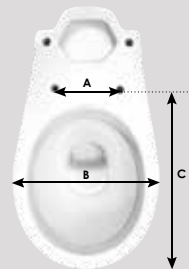


FDR11WH

Description	Hinge	Reference	EAN code	Packaging	Multiple/boxed
Seat and cover with plastic adjustable hinge - White	FDR11WH	20120219	5017134132403	Individually boxed	90/Pallet
Seat and cover with stainless steel adjustable hinge - White	FDR11SS	SMG18WH	5024139039972	Individually boxed	90/Pallet
Seat and cover with stainless steel top fix hinge	SF520	SMG1TH	5024139040060	Individually boxed	90/Pallet



A - Hole centres: 130-178mm
 B - Width: 370mm
 C - Seat projection: 425-441mm



A - Hole centres: 145-185mm
 B - Width: 357mm
 C - Seat projection: 405-420mm

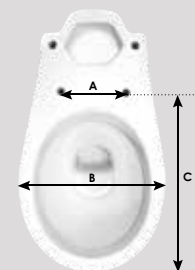
VIP



- ▶ Heavyweight thermoset seat option.
- ▶ Universal shape designed to fit modern sanitaryware shapes.
- ▶ Smooth surfaces for easy cleaning.
- ▶ High quality stainless steel hinge options.
- ▶ Strong, durable & scratch resistant.
- ▶ Nominal Weight: **2.3 kg**



Description	Hinge	Reference	EAN code	Packaging	Multiple/boxed
Seat and cover with stainless steel hinge - white	FMN11SS	SVP11WH	5024139038838	Individually boxed	90/Pallet
Seat and cover with stainless steel top fix hinge - White	FOR12SS	SVP1TWH	5024139039347	Individually boxed	90/Pallet
Seat and cover with stainless steel hinge - White	FSP1SSS	SVP1SWH	5024139039422	Individually boxed	90/Pallet



A - Hole centres: 135-175mm
 B - Width: 380mm
 C - Seat projection: 410-450mm

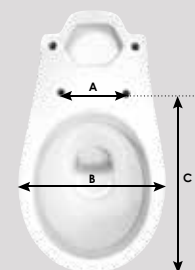
SVELT



- ▶ Heavy weight thermoset seat option
- ▶ Slim D shape
- ▶ Pre assembled soft close hinge
- ▶ Nominal Weight **2.1 kg**



Description	Hinge	Reference	EAN code	Packaging	Multiple/boxed
Seat and cover with stainless steel hinge - White	Pre assembled	20721439	3375537213689	Individually boxed	1/4/90



A - Hole centres: 160-195mm
 B - Width: 358mm
 C - Seat projection: 425-430mm

MAESTRO



- ▶ Heavyweight thermoset seat option.
- ▶ Designed to suit 'D' shaped pans.
- ▶ Concealed adjustable stainless steel hinges.
- ▶ Top Fix and soft close hinge options available.
- ▶ Wrap-over cover design.
- ▶ Strong, durable & scratch resistant.
- ▶ Nominal Weight: **2.1 kg**



Description	Hinge	Reference	EAN code	Packaging	Multiple/boxed
Seat and cover with stainless steel hinge - White	FDR11SS	SMA18WH	5012158690717	Individually boxed	90/Pallet
Seat and cover with top fix - White	SF520	SMA15WH	5024139038562	Individually boxed	90/Pallet
Seat and cover with stainless steel soft close top fix hinges - White	FMASTSS	SMA15WH	5024139040053	Individually boxed	90/Pallet



DISCO



- ▶ Heavyweight thermoset seat option.
- ▶ Designed to suit D-Shaped pans.
- ▶ Wrap over cover design.
- ▶ Pre assembled top fix, quick release and soft close.
- ▶ Nominal Weight **2.1 kg**



Description	Hinge	Reference	EAN code	Packaging	Multiple/boxed
Seat and cover with soft close stainless steel hinge	Pre assembled	20721512	3375537214419	Individually boxed	1/4/90



THERMOSET TOILET SEATS

THERMOPLASTIC TOILET SEATS

MOULDWOOD TOILET SEATS

SPECIAL NEEDS TOILET SEATS

DECOR TOILET SEATS

SPARES & ACCESSORIES

FUSION



- ▶ Medium weight thermoset seat option.
- ▶ Universal shape designed to fit modern sanitaryware.
- ▶ Concealed adjustable stainless steel hinges.
- ▶ Top Fix hinge options available.
- ▶ Domed wrap-over cover design.
- ▶ Smooth surfaces for easy cleaning.
- ▶ Strong, durable & scratch resistant.
- ▶ Nominal Weight: **1.5 kg**



Description	Hinge	Reference	EAN code	Packaging	Multiple/boxed
Seat and cover with stainless steel hinge - White	FMN11SS	SFU11WH	5024139033642	Individually boxed	90/Pallet
Seat and cover with stainless steel top fix, quick release and soft close hinge - White	FSXSTSS	SFU1SWH	5024139039828	Individually boxed	90/Pallet



CONCERTO



- ▶ Heavyweight thermoset seat option.
- ▶ Classic domed overlaying cover design.
- ▶ Smooth, easy to clean underside.
- ▶ Strong, durable, and scratch resistant.
- ▶ Nominal Weight **2.1 kg**



Description	Hinge	Reference	EAN code	Packaging	Multiple/boxed
Seat and cover with colour matched plastic hinge - White	FDP11WH	SCO11WH	5012158090272	Individually boxed	90/Pallet
Seat and cover with stainless steel hinge - White	FSS11SS	SCO12WH	5012158692018	Individually boxed	90/Pallet
Seat and cover with C/P brass smooth close hinge - White	FDS11CP	SCO1SWH	5024139038234	Individually boxed	90/Pallet



THERMOPLASTIC MATERIAL

- ▶ Shatterproof
- ▶ Longlasting
- ▶ Cost Effective
- ▶ 100% recyclable



* INTERNATIONAL 1KG

- Lightweight white thermoplastic
- Universal shape
- Contemporary overlaying cover



** EMERALD 1.8KG

- Mediumweight white thermoplastic
- Universal shape
- Contemporary cover

The original seat that set the British Standard 1254 Type 2












*** TANGO 1.7KG

- Mediumweight white thermoplastic
- Universal shape
- Wrap over cover



Thermoplastic material is a tough polypropylene. It is the perfect choice for a wide range of everyday applications - especially when the priority is cost effectiveness.

THERMOPLASTIC

Product	Weight	Shape Cover	Hinge material	Hinge option	Specification	Page number
NEW Neon	0.9kg	Overlaying	Plastic		Entry level toilet seat	28
International	1kg	Overlaying	Plastic		Cost effective toilet seat	28
NEW Flamenco	1.3kg	Overlaying	Plastic or Stainless Steel		Available with Stainless Steel hinge	30
Sapphire	1.5kg	Overlaying	Pre-assembled		Cost effective toilet seat	29
Tango	1.7kg	Wrap over	Pre-assembled	  	High quality toilet seat	30
Emerald	1.8kg	Overlaying	Pre-assembled	 	The seat that set the BS1254 Type 2	27



Soft close: allows the seat and cover to close gently and quietly, preventing noise and trapped fingers.



Quick release: tool free, quick and easy removal of the toilet seat for better hygiene thanks to its ease of cleaning.



Top fix: fitting of the seat from the top. Required when restricted or no access (back to wall pans).



Bottom fix: fitting of the seat from the bottom of the pan.

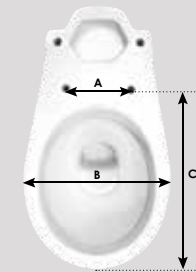
EMERALD




- ▶ Long lasting and hardwearing polypropylene material.
- ▶ Supplied with pre-assembled adjustable hinges.
- ▶ **The original seat which set the British Standard - BS1254 Type 2.**
- ▶ Universal fit compatible with most modern and traditional pottery.
- ▶ **1.8kg Nominal Weight**



**SINCE
1992**



A - Hole centres: 145-175mm
B - Width: 380mm
C - Seat projection: 430-460mm



Description	Colour	Hinge	Reference	EAN code	Packaging	Multiple/boxed
Seat and cover with colour matched plastic hinge	White	Pre-assembled	SEM11WH	5017134106527	Individually boxed	100/Pallet
	Black	Pre-assembled	SEM11BL	5017134106428	Individually boxed	100/Pallet
Seat and cover top fix metal hinge	White	Pre-assembled	SEM18WH	5017134116212	Individually boxed	100/Pallet
	Black	Pre-assembled	SEM18BL	5017134116236	Individually boxed	100/Pallet



Matching Plastic hinge



Topfix chrome plated hinge

NEON

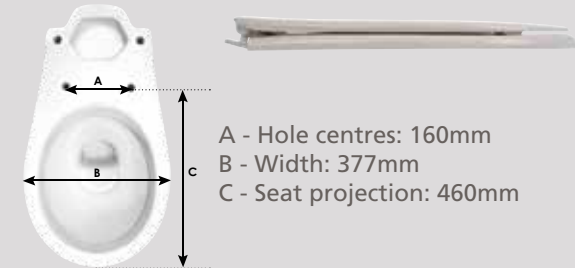


- ▶ New cost effective lightweight seat.
- ▶ Ideal for refurbishment.
- ▶ Fixed plastic hinge.
- ▶ Contemporary overlaying cover.
- ▶ Nominal Weight: **0.9 kg**



NEW

Description	Hinge	Reference	EAN code	Packaging	Multiple/boxed
Seat and cover with plastic hinge - White	214841	SON11WH	501713412014	Individually boxed	90/Pallet
Seat and cover with plastic hinge - Pack of 10 - White	214841	SNP21WH	5017134117208	Pack of 10	90/Pallet



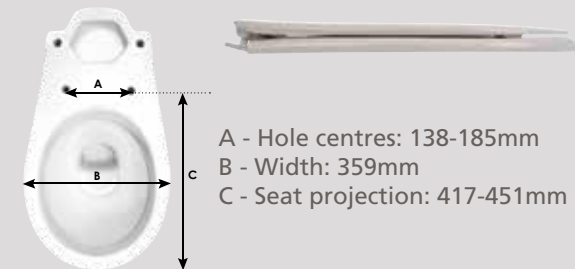
INTERNATIONAL



- ▶ Long lasting and hardwearing polypropylene material.
- ▶ Supplied with adjustable colour match plastic hinges.
- ▶ Designed to fit modern sanitaryware.
- ▶ 4 seat buffers and 2 cover buffers for comfort and stability.
- ▶ Aesthetically pleasing narrow design for contemporary pottery.
- ▶ Lightweight cost effective option.
- ▶ Nominal Weight: **1 kg**



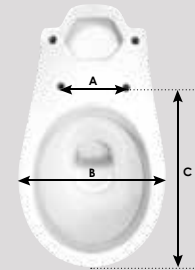
Description	Colour	Hinge	Reference	EAN code	Packaging	Multiple/boxed
Seat and cover with colour matched plastic hinge	White	PP121	SNL11WH	5017134116649	Individually boxed	100/Pallet
	Black	PP121BL	SNL11BL	5024139038272	Individually boxed	100/Pallet



SAPPHIRE



- ▶ Long lasting and hardwearing polypropylene material.
- ▶ Supplied with pre-assembled adjustable plastic hinges.
- ▶ Quick Release hinge function for easy cleaning.
- ▶ Available in a range of colours with matching colour plastic hinges.
- ▶ Overlaying cover with dished design.
- ▶ Nominal Weight: **1.5 kg**



A - Hole centres: 134-178mm
B - Width: 376mm
C - Seat projection: 441-457mm



Description	Colour	Hinge	Reference	EAN code	Packaging	Multiple/boxed
Seat and cover with colour matched plastic hinge	White	Pre-assembled	SSP11WH	5017134106763	Individually boxed	100/Pallet
	Black	Pre-assembled	SSP11BL	5017134106633	Individually boxed	100/Pallet
	Champagne	Pre-assembled	SSP11CH	5017134106657	Individually boxed	100/Pallet
	Soft Cream	Pre-assembled	SSP11SC	5017134106725	Individually boxed	100/Pallet
	Whisper Grey	Pre-assembled	SSP11WG	5017134106756	Individually boxed	100/Pallet
	Blue	Pre-assembled	SSP11BU	5017134106640	Individually boxed	100/Pallet
	Turquoise	Pre-assembled	SSP11TU	5017134106732	Individually boxed	100/Pallet
	Pink	Pre-assembled	SSP11PI	5017134106718	Individually boxed	100/Pallet



SSP11BL



SSP11CH



SSP11SC



SSP11WG



SSP11TU



SSP11PI

FLAMENCO



- ▶ Long lasting and hardwearing polypropylene material.
- ▶ Available with plastic or stainless steel hinge.
- ▶ Designed to fit modern sanitaryware.
- ▶ Nominal Weight: **1.4 kg**



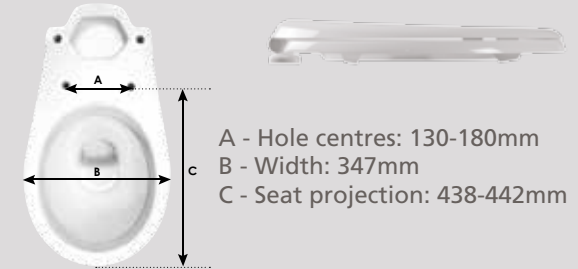
140300



140306

Description	Hinge	Reference	EAN code	Packaging	Multiple/boxed
Seat and cover - white plastic hinge	140300	20120224	5017134132519	Individually boxed	90/Pallet
Seat and cover - stainless steel hinge	140306	20120225	5017134132502	Individually boxed	90/Pallet

NEW

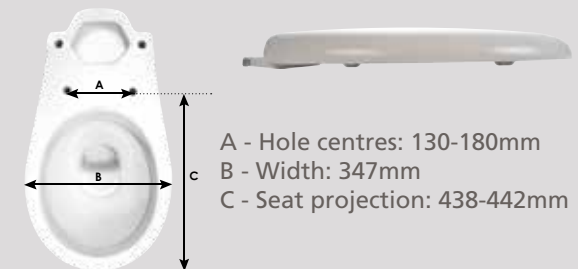


A - Hole centres: 130-180mm
 B - Width: 347mm
 C - Seat projection: 438-442mm

TANGO



- ▶ Long lasting and hardwearing polypropylene material.
- ▶ Supplied pre-assembled with soft close, quick release, top fix plastic hinge.
- ▶ Attractive and stylish domed wrap-over cover design.
- ▶ Nominal Weight: **1.7 kg**



A - Hole centres: 130-180mm
 B - Width: 347mm
 C - Seat projection: 438-442mm

Description	Hinge	Reference	EAN code	Packaging	Multiple/boxed
Seat and cover with plastic soft close hinge - White	Pre-assembled	STG11WH	5012158689681	Individually boxed	72/Pallet



MOULDWOOD MATERIALGuarantee
2
years

- ▶ Heavyweight
- ▶ High gloss paint finish
- ▶ Cost Effective

*** WOODY/PARAMOUNT 2.5KG**

- Entry level Mouldwood toilet seat
- Plastic hinge - universal shape
- Successfully tested for 20,000 open/close cycles

**** WOODY 2.5KG**

- Universal shape
- Stainless steel hinges - unique to the market
- Successfully tested for 20,000 open/close cycles






***** WOODY LUX 2.8KG**




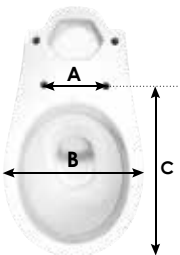


- High strength compressed wood with a white high gloss finish
- Soft close hinges
- Universal shape
- Successfully tested for 20,000 open/close cycles

Mouldwood is THE consumers choice. Its weight and shiny finish makes it an attractive key seat.

MOULDWOOD

Guarantee
2

Product	Weight	Hinge material	Hinge option	Specification	Page number
Woody Paramount	2.5 kg	Plastic		Cost effective mouldwood option	33
Woody Stainless Steel	2.5 kg	Stainless Steel		Unique stainless steel hinges	33
Woody Lux	2.6 kg	Stainless Steel		Luxurious soft close hinges	33
Cavalcade	2.6 kg	Chrome Plated		Bar hinge. Ideal for traditional pans	34
Diplomat	3.4 kg	Stainless Steel		Bevelled shape with soft close hinges	34

MOULDWOOD TOILET SEATS			
			
NAMES	WOODY PARAMOUNT	WOODY	WOODY LUX
REFERENCE	21230001	21230004	20719569
CODE EAN13	3375539049736	3375537127320	3375537194971
PACKAGING	Individually boxed	Individually boxed	Individually boxed
MULTIPLE / BOXED	1/5/80	1/4/64	1/4/64
WEIGHT	2.7 kg	2.5 kg	2.8 kg
COLOUR	White	White	White
DESCRIPTION	Seat & cover with plastic hinge - White	Seat & cover with stainless steel hinge	Seat & cover with soft close stainless steel hinge
FEATURES	<ul style="list-style-type: none"> ▶ Adjustable plastic hinges. ▶ Longlasting. ▶ Compressed wood. ▶ Universal fitting. 	<ul style="list-style-type: none"> ▶ High gloss finish. ▶ Adjustable stainless steel hinges. ▶ Universal fitting. ▶ Seat made of mouldwood. 	<ul style="list-style-type: none"> ▶ Glossy paint finish. ▶ Adjustable stainless steel soft close hinges. ▶ Universal fitting. ▶ Seat made of high-strength compressed wood
DESCRIPTION	 <p>A - Hole centres: 130-164mm B - Width: 375mm C - Seat projection: 425-440mm</p>	 <p>A - Hole centres: 140-175mm B - Width: 376mm C - Seat projection: 400mm</p>	 <p>A - Hole centres: 123-175mm B - Width: 370mm C - Seat projection: 418-431mm</p>

CAVALCADE

Guarantee
2 

- ▶ Manufactured from Mouldwood material with a high gloss finish.
- ▶ High quality chrome plated brass 'bar' hinge.
- ▶ Universal fitting.
- ▶ 4 buffers for additional stability.
- ▶ Nominal Weight **2.6 kg**




Description	Hinge	Reference	EAN code	Packaging	Multiple/boxed
Seat and cover with C/P brass hinge - White	Pre-assembled	SCL11WH	5024139031853	Individually boxed	1/5/80

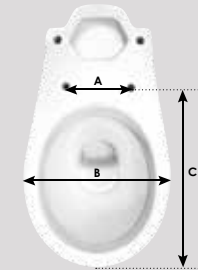
DIPLOMAT

Guarantee
2 

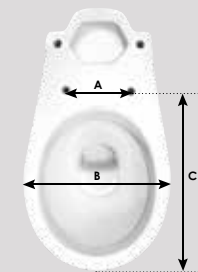
- ▶ Contemporary design.
- ▶ High quality finish: polished acrylic paint.
- ▶ Chrome plated Soft close hinges.
- ▶ Longlasting.
- ▶ Universal fitting.
- ▶ Nominal Weight: **3.4 kg**



Description	Hinge	Reference	EAN code	Packaging	Multiple/boxed
Soft close mouldwood seat with a polished acrylic finish	Pre-assembled	20719794	3375537197217	Individually boxed	1/4/64 



A - Hole centres: 90-185mm
B - Width: 360mm
C - Seat projection: 400-450mm



A - Hole centres: 130-177mm
B - Width: 370mm
C - Seat projection: 430-435mm

SPECIAL NEEDS



Product	Weight	Seat only option	Specification	Page number
Commode	0.4kg	Yes	Supplied without hinge	37
Crescent Junior	1.3kg	Yes	Designed to fit 12" school pans	37, 38
NEW Family	1.5kg	Yes	Integrated child reducer	39
P72	1.5kg	Yes	Designed to fit 12" school pans	37, 38
Celeste Plus	2.3kg	Yes	Ideal for hospitals and care homes	36
Celeste Pro	2.3kg	Yes	Ideal for hospitals and care homes	36
Crescent Adult	2.7kg	Yes	Gap front designed for public toilets	37, 38

THERMOSET TOILET SEATS

THERMOPLASTIC TOILET SEATS

MOULDWOOD TOILET SEATS

SPECIAL NEEDS TOILET SEATS

DECOR TOILET SEATS

SPARES & ACCESSORIES

AVAILABLE IN BLUE & RED




NAMES	CELESTE PLUS	CELESTE PRO
REFERENCE	SCK11WY	SCI11WY
CODE EAN13	5024139036834	5024139038753
PACKAGING	Individually boxed	Individually boxed
MULTIPLE / BOXED	90/Pallet	90/Pallet
WEIGHT	2.3 kg	2.3 kg
COLOUR	White	White
DESCRIPTION	Seat and cover with C/P brass hinge	Seat and cover with C/P brass hinge
SUITABLE FOR THE ELDERLY AND PEOPLE WITH SPECIAL NEEDS	<ul style="list-style-type: none"> ▶ Heavyweight seat option. ▶ Manufactured using anti-viral material, ideal for hospitals and care homes. ▶ Sturdy chrome plated brass hinges. ▶ Hinge reference: SF298 ▶ Ergonomically designed seat for maximum comfort. ▶ Adjustable locating buffers which eliminate lateral movement in the seat. ▶ Available as a seat only option or with overlaying cover. ▶ Nominal Weight: <ul style="list-style-type: none"> - 2.3 kg (Seat & Cover). - 1.2 kg (Seat Only). 	<ul style="list-style-type: none"> ▶ Heavyweight seat option. ▶ Manufactured using anti-viral material, ideal for hospitals and care homes. ▶ Sturdy, chrome plated brass hinges with Top Fixing. ▶ Hinge reference: FCI11CP ▶ Ergonomically designed seat for maximum comfort. ▶ Adjustable locating buffers which eliminate lateral movement in the seat. ▶ Available as a seat only option or with overlaying cover. ▶ Nominal Weight: <ul style="list-style-type: none"> - 2.3 kg (Seat & Cover). - 1.2 kg (Seat Only).

Additional references	Colour	Reference	EAN code	Colour	Reference	EAN code
Anti viral seat and cover with C/P brass hinge	Innas Blue	SCK11IB	5024139037152	Innas Blue	SCI11IB	5024139038746
	Red	SCK11RE	5024139037152	Red	SCI11RE	5024139039293
Seat only	White Anti viral	SCK51WY	5024139037398	White Anti viral	SCI51WY	5024139038777
	Innas Blue Anti viral	SCK51IB	5024139039309	Innas Blue Anti viral	SCI51IB	5024139038760
	Innas Red Anti viral	SCK51RE	5024139039316	Innas Red Anti viral	SCI51RE	5024139039330

CELESTE PLUS



- 4 buffers on the seat including 2 locating buffers for more stability
- 2 buffers on the cover



SF298

- Solid brass adjustable hinge
- Stainless steel fittings



A - Hole centres: 150-160mm
 B - Width: 370mm
 C - Seat projection: 375mm

CELESTE PRO



- 4 buffers on the seat including 2 locating buffers for more stability
- 2 buffers on the cover
- Increased height (15mm)



FCI11CP

- Solid brass adjustable hinge
- Stainless steel fittings



A - Hole centres: 150-160mm
 B - Width: 370mm
 C - Seat projection: 430-445mm

FAMILY

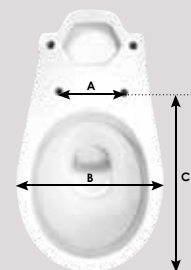
Guarantee
2 

- ▶ Soft close. No more trapped fingers.
- ▶ Integral child seat with magnetic closure.
- ▶ Successfully tested for 10 000 open and close cycles.
- ▶ Nominal Weight: **1.5 kg**

Description	Hinge	Reference	EAN code	Packaging	Multiple/boxed
Soft close toilet seat with integrated child reducer	Pre-assembled	20719572	3375537195008	Individually boxed	1/5/80



NEW



A - Hole centres: 138-185mm
B - Width: 385mm
C - Seat projection: 430-440mm



			
<p>NAMES</p>	<p>CRESCENT JUNIOR</p>	<p>CRESCENT ADULT</p>	<p>COMMODE</p>
<p>REFERENCE</p>	<p>SCJ51WH</p>	<p>SCR12WH</p>	<p>SCM60BL</p>
<p>CODE EAN13</p>	<p>5012158691820</p>	<p>5012158669034</p>	<p>5017134106381</p>
<p>PACKAGING</p>	<p>Individually boxed</p>	<p>Individually boxed</p>	<p>Individually boxed</p>
<p>MULTIPLE / BOXED</p>	<p>90/Pallet</p>	<p>90/Pallet</p>	<p>100/Pallet</p>
<p>WEIGHT</p>	<p>1.3 kg</p>	<p>2.7 kg</p>	<p>0.4 kg</p>
<p>COLOUR</p>	<p>White</p>	<p>White</p>	<p>Black</p>
<p>DESCRIPTION</p>	<p>Seat only with gap front seat</p>	<p>Seat and cover with gap front seat</p>	<p>No hinge</p>
 	<ul style="list-style-type: none"> ▶ Designed to fit 12" school pans. ▶ Gap front design ideal for school. ▶ Anti-viral/bacterial option. ▶ Rigid & stable. ▶ Chemical, flame and scratch resistant. ▶ Suitable for high traffic areas. ▶ Nominal Weight: 1.3 Kg <p>A - Hole centres: 130-180mm B - Width: 305mm C - Seat projection: 385mm</p>	<ul style="list-style-type: none"> ▶ Heavyweight seat option. ▶ Plastic or stainless steel hinge options. ▶ Gap front design ideal for public toilets. ▶ Anti-viral option, ideal for hospitals and care homes. ▶ 4 buffers for extra stability. ▶ Very strong and durable. ▶ Chemical, flame and scratch resistant. ▶ Available as a seat only option or with overlaying cover. ▶ Universal fitting. ▶ Nominal Weight: - 2.7 kg (Seat & Cover). - 1.55 kg (Seat Only). <p>A - Hole centres: 134-184mm B - Width: 387mm C - Seat projection: 424-440mm</p>	<ul style="list-style-type: none"> ▶ Designed to fit 12" school pans. ▶ Anti-viral/bacterial option. ▶ Rigid & stable. ▶ Chemical, flame, and scratch resistant. ▶ Suitable for high traffic areas. ▶ Other hinge options available for this model ▶ Nominal Weight: 1.5 kg <ul style="list-style-type: none"> ▶ Easy to clean. ▶ Cost effective. <p>A - Hole centres: 130-180mm B - Width: 347mm C - Seat projection: 390-405mm</p>

CRESCENT JUNIOR



Description	Colour	Hinge	Reference	EAN code	Packaging	Multiple/boxed
Seat only with colour matched plastic hinge	White	FDP11WH	SCJ51WH	5012158691820	Individually boxed	90/Pallet
Seat only with colour matched plastic hinge	Black	FDP11BL	SCJ51BL	5012158661922	Individually boxed	90/Pallet
Seat only with stainless steel hinge	White	FSS13SS	SCJ53WH	5012158669102	Individually boxed	90/Pallet
Seat only with stainless steel hinge	Black	FSS13SS	SCJ53BL	5012158669089	Individually boxed	90/Pallet
Seat only with stainless steel hinge	Red	FSS13SS	SCJ53RE	5012158688431	Individually boxed	90/Pallet
Anti viral seat only with stainless steel hinge	White	FSS13SS	SCJ53WY	5012158689643	Individually boxed	90/Pallet

P72 MINI



Description	Colour	Hinge	Reference	EAN code	Packaging	Multiple/boxed
Seat and cover with colour matched plastic hinge	White	FDP11WH	SMP11WH	5012158663773	Individually boxed	90/Pallet
Seat & cover with stainless steel hinge	White	FCS11SS	SMP14WH	5012158671310	Individually boxed	90/Pallet
	Anti Viral White	FCS11SS	SMP14WY	5024139035851	Individually boxed	90/Pallet
Seat only	Anti Viral White	FCS11SS	SMP54WY	5024139035868	Individually boxed	90/Pallet

CRESCENT ADULT



Description	Colour	Hinge	Reference	EAN code	Packaging	Multiple/boxed
Seat and cover with stainless steel hinge	White	FSS11SS	SCR12WH	5012158669034	Individually boxed	90/Pallet
Seat and cover with stainless steel hinge	Black	FSS11SS	SCR12BL	5012158668990	Individually boxed	90/Pallet
Seat only with colour matched plastic hinge	White	FDP11WH	SCR51WH	5012158650988	Individually boxed	90/Pallet
Seat only with colour matched plastic hinge	Black	FDP11BL	SCR51BL	5012158655846	Individually boxed	90/Pallet
Seat only with stainless steel hinge	White	FSS13SS	SCR53WH	5012158669041	Individually boxed	90/Pallet
Seat only with stainless steel hinge	Black	FSS13SS	SCR53BL	5012158669003	Individually boxed	90/Pallet
Anti viral seat and cover with stainless steel hinge	Anti Viral White	FD211SS	SCR1QWY	5024139035820	Individually boxed	90/Pallet
Anti viral seat only with stainless steel hinge	Anti Viral White	FD211SS	SCR5QWY	5024139035813	Individually boxed	90/Pallet



Ask for your
personalised quotation at:
sales@wirquin.co.uk
or call 0044 333 222 4488

DESIGN
YOUR OWN
EXCLUSIVE
SEAT

MADE IN
THE UK



- ▶ Exclusive design service
- ▶ Low MOQ : 300
- ▶ Available within 12 to 14 weeks from artwork approval
- ▶ High quality thermoset toilet seat with soft close option available

Code	Hinge description	Hinge characteristics						Hinge functions				Thermoset													
		Plastic	Stainless steel	Chrome plated	Fixed	Cranked	Adjustable	Bottom fix	Top Fix	Quick Release	Soft Close	Calypso	Concerto	Fusion	Lyric	Maestro	Magnum	Melody	Neptune	Saxon	Sonata	Svelt	Tamar	Disco	VIP
214841	White plastic bottom fixing	x			x		x																		
FDP11BL	Black plastic hinge bottom fixing	x					x	x			x									x	x			x	
FDP11WH	White plastic bottom fixing	x					x	x			x			x					x	x	x			x	
FDR11WH	White plastic bottom fixing	x					x	x								x	x								
PP121	White plastic bottom fixing	x								x															
PP121BL	Black plastic bottom fixing	x								x															
FMASTSS	3045 stainless steel TF QR & SC		x				x		x	x	x				x										
FSP15SS	3045 stainless steel TF QR & SC		x				x		x	x	x														x
FSXSTSS	304 stainless steel TF QR & SC		x				x		x	x	x			x											
FBH11SS	304 stainless steel Top fixing		x				x		x														x		
FCS11SS	304 Stainless steel bottom fixing		x				x																	x	
FD211SS	304 Stainless steel bottom fixing		x				x	x															x		
FDR11SS	304 Stainless steel bottom fixing		x				x	x							x	x	x								
FMN11SS	304 Stainless steel bottom fixing		x				x	x						x											x
FOR12SS	304 stainless steel Top fixing		x				x		x																x
FSS11SS	304 Stainless steel bottom fixing		x				x	x					x							x	x				
FSS13SS	304 Stainless steel bottom fixing		x				x	x													x				
SF520	304 stainless steel Top fixing		x				x		x						x										
FDP11SS	304 Stainless steel bottom fixing		x						x																
FDS11CP	Chrome plated bottom fixing			x			x			x		x													
FCI11CP	Chrome plated bottom fixing			x			x																		
SF298	Chrome plated bottom fixing			x			x																		
Pre assembled on seat Not available as spare																								x	x

THERMOSET
TOILET SEATSTHERMOPLASTIC
TOILET SEATSMOULDWOOD
TOILET SEATSSPECIAL NEEDS
TOILET SEATSDECOR
TOILET SEATS

SPARES & ACCESSORIES

Code	Hinge description	Hinge characteristics						Hinge functions			Thermoplastic						Special needs					Mouldwood						
		Plastic	Stainless steel	Chrome plated	Fixed	Cranked	Adjustable	Bottom fix	Top Fix	Quick Release	Soft Close	Emerald	Flamenco	International	Neon	Sapphire	Tango	Celeste Plus	Celeste Pro	Crescent Adult	Crescent Junior	Family	P72	Cavalcade	Diplomat	Woody Paramount	Woody	Woody Lux
214841	White plastic bottom fixing	x		x			x							x														
FDP11BL	Black plastic hinge bottom fixing	x				x	x																					
FDP11WH	White plastic bottom fixing	x				x	x											x	x			x						
FDR11WH	White plastic bottom fixing	x				x	x				x																	
PP121	White plastic bottom fixing	x					x					x																
PP121BL	Black plastic bottom fixing	x					x					x																
FMASTSS	3045 stainless steel TF QR & SC		x			x		x	x	x																		
FSP1SSS	3045 stainless steel TF QR & SC		x			x		x	x	x																		
FSXSTSS	304 stainless steel TF QR & SC		x			x		x	x	x																		
FBH11SS	304 stainless steel Top fixing		x			x		x																				
FCS11SS	304 Stainless steel bottom fixing		x			x		x																				
FD211SS	304 Stainless steel bottom fixing		x			x	x												x									
FDR11SS	304 Stainless steel bottom fixing		x			x	x				x																	
FMN11SS	304 Stainless steel bottom fixing		x			x	x																					
FOR12SS	304 stainless steel Top fixing		x			x		x																				
FSS11SS	304 Stainless steel bottom fixing		x			x	x												x			x						
FSS13SS	304 Stainless steel bottom fixing		x			x	x												x	x								
SF520	304 stainless steel Top fixing		x			x		x																				
FDP11SS	304 Stainless steel bottom fixing		x				x													x								
FDS11CP	Chrome plated bottom fixing			x			x		x																			
FCI11CP	Chrome plated bottom fixing			x			x											x										
SF298	Chrome plated bottom fixing			x			x										x											
Pre assembled on seat Not available as spare											x			x	x								x	x	x	x	x	