



Sandringham 21 Close Coupled WC Suite- Push Button

Illustrated

- E8963** Sandringham 21 close coupled WC pan with horizontal outlet
- E8967** Sandringham 21 Close Coupled 4/2.6 litre dual flush valve, bottom supply and internal overflow
- E9076** Sandringham 21 seat and cover
- S9101** Domex screws (pair)

Configuration options

- E8966** Sandringham 21 Close Coupled 6/4 litre dual flush valve, bottom supply and internal overflow
- E9074** Sandringham 21 seat and cover metal hinges
- E9086** Sandringham 21 seat no cover metal hinges

Material

Vitreous China

Standards

Vitreous china to BS 3402

Weights

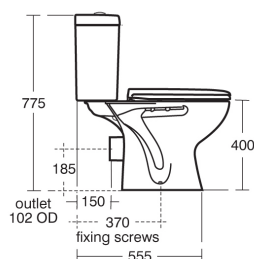
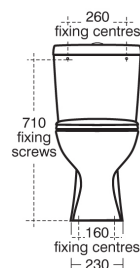
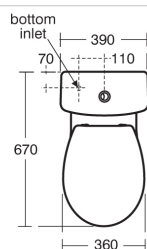
- E8963 17.30KG
- E8967 15.50KG
- E9076 2.17KG
- S9101 0.22KG

Special Notes

WC screwed to floor and cistern screwed to wall (not supplied).

Colours

White (01)



Frequently used applications

- | | |
|-----------------------|--------------------|
| Education | Factory |
| Hotels | Office |
| Public Building | Pubs and Clubs |
| Residential | Retail |
| Social Housing | Sports and Leisure |
| Student Accommodation | |

Features

Water Saving

*Armitage
Shanks*

Tel: 0870 122 8822
Fax: 0870 122 8282
Email: info@idealspec.co.uk
Web: www.idealspec.co.uk

Ideal Standard (UK) Ltd. makes every effort to ensure that the information provided on its website is accurate. However, we cannot guarantee this, and accept no liability for any information or advice given via its website.

Powered by
Ideal Spec

Date created: 26/07/2013