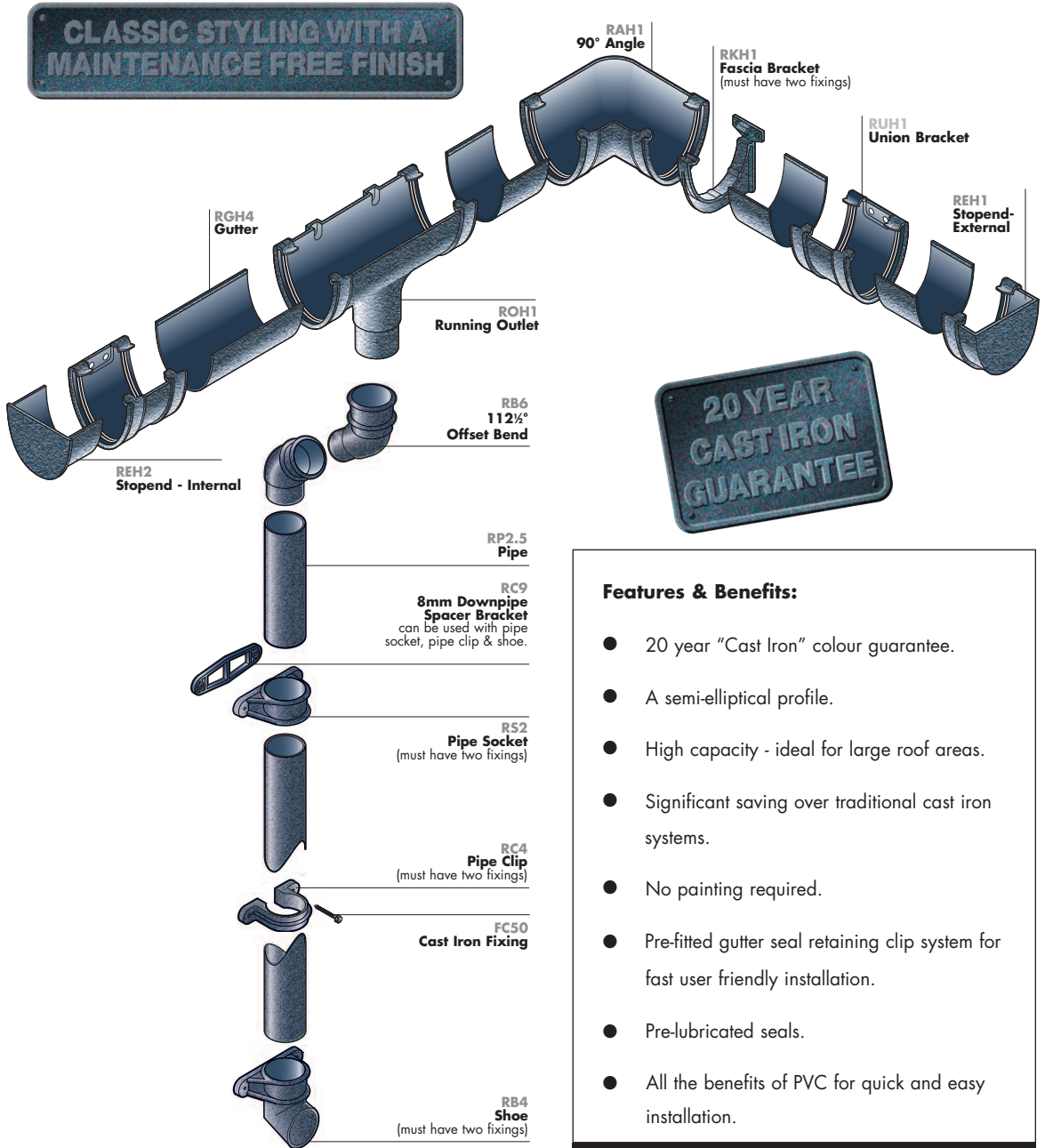


HI-CAP "CAST IRON" STYLE 115MM/68MM RAINWATER SYSTEM



Features & Benefits:

- 20 year "Cast Iron" colour guarantee.
- A semi-elliptical profile.
- High capacity - ideal for large roof areas.
- Significant saving over traditional cast iron systems.
- No painting required.
- Pre-fitted gutter seal retaining clip system for fast user friendly installation.
- Pre-lubricated seals.
- All the benefits of PVC for quick and easy installation.

Colours



Code suffix

CI












Dimensions (mm)





Gutter and pipe code reference numbers refer to length of run: 2.5 metres and 4 metres.

115mm Gutter & Fittings BS EN 607:2004, BS EN 12200-1:2000, BS EN 1462:2004

Product	Code	Product	Code	Product	Code
 Gutter - 4m	RGH4	 Running Outlet - 68mm Round	ROH1	 Union Bracket	RUH1
 90° Angle	RAH1	 Stopend - External	REH1	 Spare Gutter Clip	RRHC1
 135° Angle	RAH2	 Stopend - Internal	REH2	 Spare Gutter Seal	RRHS1
 Angle - Any degree FloPlast will fabricate any non-standard angle to special order.	RAH9	 Fascia Bracket	RKH1	For Ancillaries see page 5.	

68mm Round Downpipe & Fittings BS EN 607:2004, BS EN 12200-1:2000, BS EN 1462:2004

Product	Code	Product	Code	Product	Code
 Pipe: 2.5m	RP2.5	 67½° Branch	RY1	 Fleur-de-Lis 55mm 70mm	FL55 FL70
 Offset Bend 92½°	RB8	 Access Pipe	RX1	 Tudor Rose 55mm 70mm	TR55 TR70
 Offset Bend 112½°	RB6	 Universal Hopper Connects to 65mm Square & 68mm Round downpipe	RH1	 Decorative Square 55mm 70mm	DS55 DS70
 Shoe With Fixing Lugs (Requires 2 x FC50 fixings)	RB4	 Ogee Hopper With Fixing Lugs. (Requires 2 x FC50 fixings). Connects to 68mm Round downpipe and 65mm Square downpipe.	RH4	 Lion's Head 55mm 70mm	LH55 LH70
 Pipe Clip With Fixing Lugs (Requires 2 x FC50 fixings)	RC4	 Rectangular Hopper With Fixing Lugs. (Requires 2 x FC50 fixings) Connects to 68mm Round downpipe and 65mm Square downpipe. This product is rotationally moulded and subject to bowing along its length up to +/-4%.	RH5	Motifs can be applied to hoppers or running outlets using a proprietary adhesive such as Siroflox MS Polymer.	
 Pipe Socket With Fixing Lugs (Requires 2 x FC50 fixings)	RS2				
 Cast Iron Fixings* 12 gauge x 50mm Stainless Steel fixings for "Cast Iron" Range (Socket Fixings).	FC50				

*Fixing instructions for the FC50 (Cast Iron fixing bolts)

The FC50 is a 12 gauge x 50mm Stainless Steel Bolt, that requires a 12mm, 12 point star head socket to tighten it. When using these fixings on Ogee and Rectangular Hoppers we recommend that a 3/4" tap washer is used. When fixing product to concrete, brick, block etc fix FC50 in the same way as any other screw by using a plug type fixing, and into timber by pilot drilling a starter hole first.