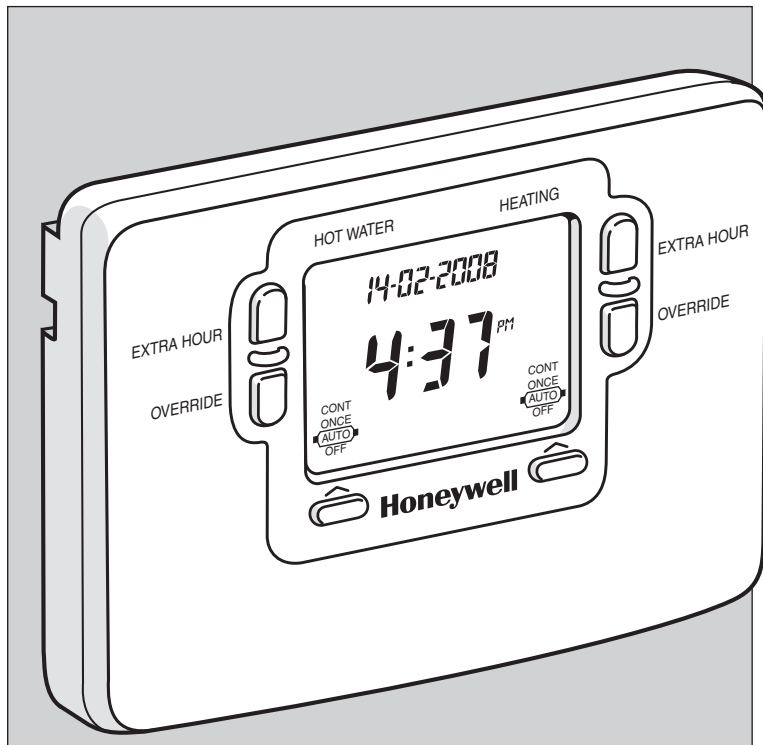


# 2 CHANNEL FULL PROGRAMMERS

## ST9400A/C

### FEATURES

- LoT™ display, providing text feedback that gives help and programming hints
- Large backlit display
- Factory set clock and date
- Automatic Summer/Winter 1 hour time change
- Temporary or permanent override facilities
- Extra hour facility, for up to 3 hours boost or programme extension
- Choice of 3 different built in programmes
- Programme indicator lights
- Fits on industry standard back plate
- Direct replacement for ST6400 models
- Any programmed settings retained indefinitely in non volatile memory
- Up to 3 on/off times per day
- 'Holiday' button on ST9400C



### APPLICATION

ST9400 is a 2 channel programmer, designed for control of both heating and stored hot water in complete systems. The heating and hot water programmes are completely independent, to allow the system to be operated in the most energy efficient manner possible. ST9400 can also be set as a mini programmer for older gravity circulation stored hot water systems, where there is no interlocking control valve.

The ST9400A is a 1 day full programmer with two on/off switching times per day (which can be increased to 3). This unit can be used for combi boilers, heating zones or any application where small electric loads need switching.

The ST9400C is a 7 day full programmer that gives great flexibility offering up to three on/off switchings per day, additionally each day could be programmed differently. Ideal for when the user has different heating needs from day to day. ST9400C can be set to 5/2 day or 1 day programme during installation.

All ST9400 models incorporate the Line of Text (LoT™) display that gives clear plain English instructions whenever any button or slider is used. This means that installers, customers and users can operate all of the controls reliably, without needing to find an instruction manual. ST9400C also features a 'Holiday' button allowing the user to switch off their heating for a specified number of days (1 to 99) while they are away from home.

The ST9400A and ST9400C comply fully with Building Regulations Part L1 for England & Wales and Part J for Scotland.

# 2 CHANNEL FULL PROGRAMMERS

# ST9400A/C

## Installation

The **ST9400** can either be surface or flush switch box mounted. The wiring sub-base has holes to suit single switch boxes and provision for surface wiring.

When wiring is completed the front module is slotted onto the sub-base and secured by tightening the retaining screws.

## Ordering Specification

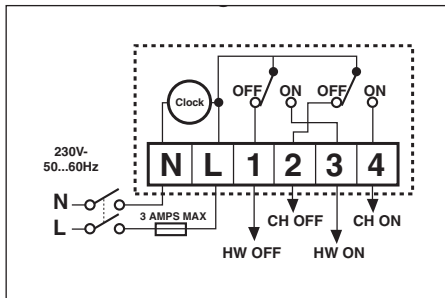
### ST9400A1002

Programmer 1 day, having two on/off periods per day

### ST9400C1000

Programmer 7 day, having three on/off periods per day

## Wiring



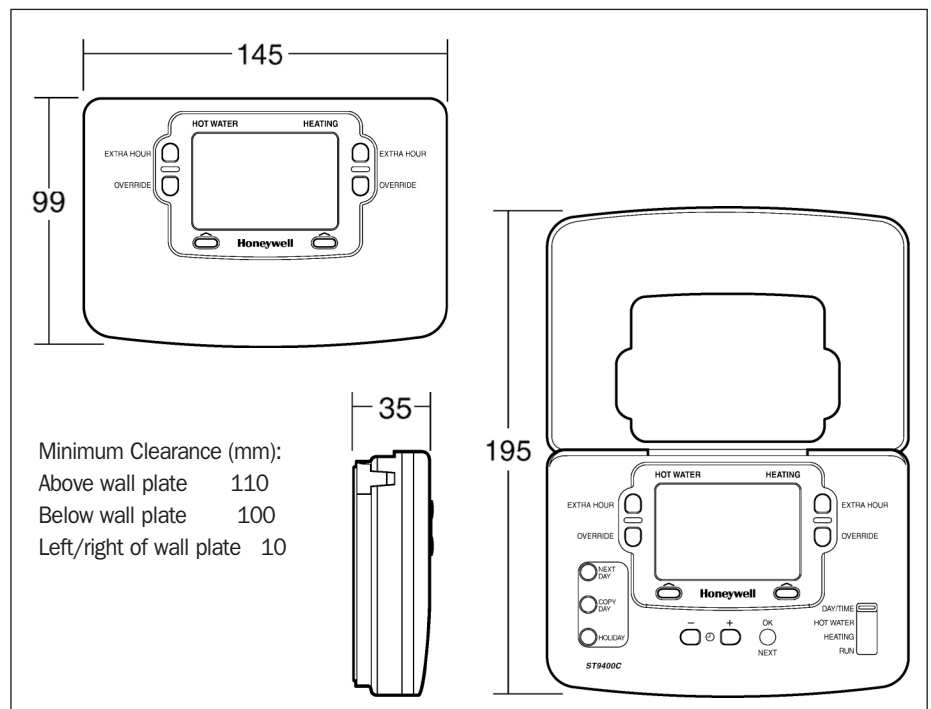
## Notes

- The ST9400 is a Class II (double insulated) device. A parking terminal is provided for earth wiring continuity, if required.

## Specification

Switch Rating	: 3A resistive, 3A inductive at 230VAC, 10mA at 12Vdc min
Switch Type	: 2 x Single pole, double throw (SPDT) relays
Power Supply	: 230VAC 50Hz 10W
Power Reserve	: In-built battery maintains factory-set date & time. Backup super-capacitor retains real time for more than 1.5 hours : All settings and parameters stored in NVRAM will be retained indefinitely
Wiring	: Wiring terminals < 2.5mm <sup>2</sup> with cage clamps
Time Setting Resolution	: Time of day - 1 minute : Programme time changes - 10 minutes
Time Display	: 24 hr or 12 hr AM/PM format
Timing Accuracy	: Typically better than 10 minutes per year : Time and date factory set
Operating Temperature Range	: 0 to 40°C
Operating Humidity Range	: 10 to 90% RH, non-condensing
Storage Conditions	: -20 to 55°C
European Standards	: EN60730-2-7
EC Directive	: CE mark : Conforms to protection requirements of Directives 2006/95EC and 89/336EC (as amended by 04/108/EC) : WEEE & RoHS compliant

## Dimensions (mm)



Minimum Clearance (mm):  
 Above wall plate 110  
 Below wall plate 100  
 Left/right of wall plate 100

