

**iCON**® the stylish face of ventilation

## iCON® 15

iCON 15 is ideal for toilets, en-suite, shower rooms and bathrooms. Recessed into the wall or ceiling, it is stylish and unobtrusive, even in the smallest space.



## iCON® 30

iCON 30 is quiet, powerful and designed for recessed or surface mounting in walls or ceilings in larger toilets, bathrooms and utility rooms.



## iCON® 60

iCON 60 is the largest fan in the range, suitable for recessed or surface mounting in walls or ceilings and is highly efficient in domestic kitchens, changing areas and residents' lounges.



## iCON® SELV

iCON 15 and 30 are available in energy efficient extra low voltage (SELV) versions which have longer life 12 V DC motors. SELV versions provide extra protection in wet zones.



### MODULES

#### 230 V modules

72573602	PCM	Pull cord
72612601	TM	Timer
72675702B	DTM	Delayed timer with pull cord
72687103	HTM	Humidity timer with pull cord
72687104	PRTM	Motion sensor timer
72687102	PRHTM	Motion sensor with humidity timer
72675703B	2SHM	2 speed humidity with pull cord boost



#### SELV 12 V modules

72573603	PCS	Pull cord
72574204	PCTS	Pull cord with timer
72682307B	DTS	Delayed timer with pull cord
72574202	HTS	Humidity timer with pull cord
72574203	PRTS	Motion sensor timer
72574201	PRHTS	Motion sensor with humidity timer



Specification	TECHNICAL DATA				
	iCON 15	iCON 30	iCON 60	iCON 15S	iCON 30S
Operation mode & controls	depends on module used				
Air flow [m³/h / l/s]	69 / 19	117 / 32	280 / 78	77 / 21	132 / 37
Power [W]	9.4	15.5	66.3	6.1	12.2
Sound pressure @ 3 m [dB(A)]	28.8	33.3	41.6	32.4	36.2
Building regulations	compliant				
Duct diameter [mm]	100		150	100	
Fan type	axial	mixed flow	mixed flow	axial	mixed flow
Mounting position	wall / ceiling				
Ingress protection rating	IPX4				
Max ambient temperature [°C]	40				
Supply voltage	230 V / 1ph / 50 Hz		230/12 V DC transformer		
Dimensions HxWxD [mm]	Ø 197 x 108.5	Ø 225 x 144	Ø 280 x 165	Ø 197 x 108.5	Ø 225 x 144
Weight [kg]	0.74	1.11	1.97	0.66	0.84
Part number	72683301	72591601	72591701	72683701	72683801



Call: 01494 525252

Visit: [airflow.com](http://airflow.com)



Airflow Developments Limited  
Aidelle House, Lancaster Road,  
Cressex Business Park,  
High Wycombe, Buckinghamshire,  
United Kingdom, HP12 3QP

E-mail: [info@airflow.com](mailto:info@airflow.com)  
Telephone: +44 (0) 1494 525252  
[airflow.com](http://airflow.com)

© Airflow Developments Limited. Airflow Developments Limited reserve the right, in the interests of continuous development, to alter specifications without prior notice. All orders are accepted subject to our conditions of sale which are available on request.



**iCON**®

Unique, elegant, efficient





its looks aren't everything



In 2004 Airflow introduced iCON. A radical new design which brought style, colour and a new level of functionality to the bland world of boxy extractor fans.

The changes were not just cosmetic, but the results of a complete rethink of the way in which fans are designed, specified, sold and installed.

Today, as we introduce the next generation of energy saving iCON, these award winning fans remain the market leader for simplicity and style with its unique, interchangeable module concept continuing to save time and money for distributors and installers alike.

The iCON fan is an efficient, stylish and unique ventilation solution for the modern home. The shutter design makes switching on and off almost silent and helps reduce external noise ingress.

The slim profile and iris shutter of the iCON make it a fan which will blend discreetly into any setting.

### Installation

iCON has been designed with simplicity in mind. A quick, core drilled hole enables immediate fixing of iCON. The twist on/off cover requires only a single side entry fixing screw. Cantilever fixing lugs enable recessed installation on uneven surfaces.

The 'snap-in' module is quick to fit and wire, giving the installer a choice of controls on-site.


Select the fan, iCON 15, 30 or 60, add the module - it's iCON simple.



### KEY FEATURES

- Axial or mixed flow fan range
- Flow rate up to 280 m<sup>3</sup>/h
- Stylish, slim and unobtrusive in walls or ceilings
- Low Watt motors - low SFP
- Different colour covers available
- Unique iris shutter, prevents backdraughts, operates silently
- Interchangeable control modules match fan to installation requirements
- IPX4 rating
- Complies with Building Regulations
- 3 year warranty

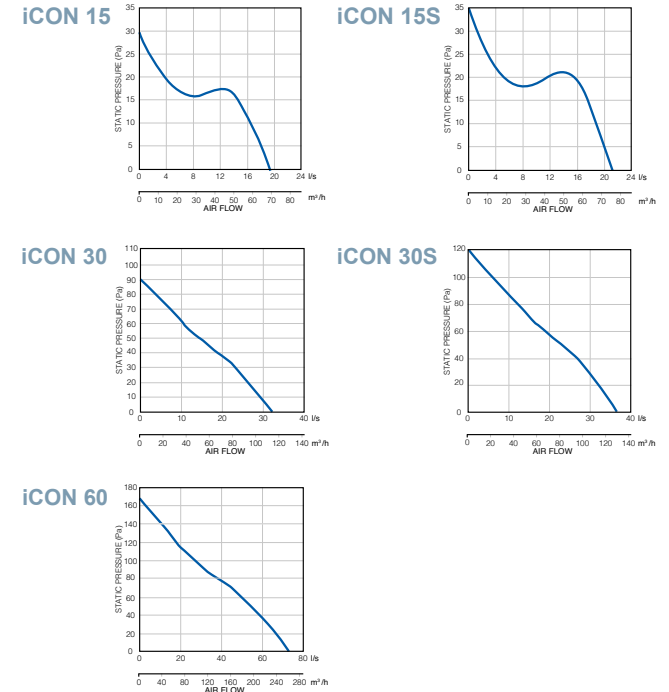
### COVERS



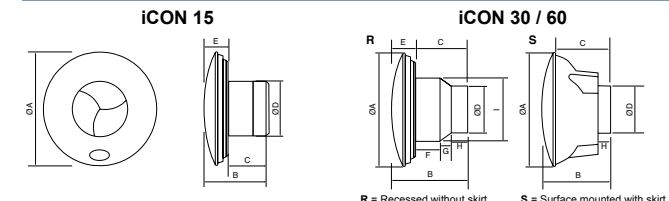
To complement the décor of your home, we also offer the flexibility to upgrade the white cover to Anthracite, Sandstone, Silver or Chrome (iCON 15 only). This is perfect for customers looking for a fan that co-ordinates with their toilet, en-suite, bathroom, utility room or kitchen at a surprisingly low cost. The covers are simple to fit and can be easily cleaned by simply wiping off with a damp cloth.

Colour Covers	iCON 15	iCON 30	iCON 60
Anthracite	52634503	52634506	52634509
Silver	52634504	52634507	52634510
Sandstone	52634505	52634508	52634511
Chrome	52634502	N/A	N/A

### PERFORMANCE



### DIMENSIONS (mm)



Model	A	B	C	D	E	F	G	H	I
iCON 15	197	108.5	67.5	100	40	-	-	-	-
iCON 15S	197	85	67.5	100	40	-	-	-	-
iCON 30 (R)	225	144	101	97	43	51	20	30	148
iCON 30 (S)	225	144	92	97	-	-	-	29	-
iCON 30S (R)	225	144	101	97	43	51	20	30	148
iCON 30S (S)	225	144	92	97	-	-	-	29	-
iCON 60 (R)	280	165	110	148	55	38	20	52	177
iCON 60 (S)	280	165	80	148	-	-	-	46	-