

ideal  
HEATING

# LOGIC+ HEAT<sup>2</sup>

12 15 18 24 30kW




Compact cupboard fit



Low lift weight



Enhance boiler performance with Halo



NOx class 6



Frost protection



Large colour screen and simple user interface



Made in the UK



[idealheating.com](http://idealheating.com) |

\*Subject to terms and conditions. 7 year parts and labour warranty available when registered within 30 days of installation.

# Features & specification

## END USER BENEFITS

- Award winning range
- Service indication
- Compatible with a range of additional controls inc. weather compensation and our Halo range plus other OpenTherm controls
- LPG conversion kits available for most kW outputs
- Large output range 12 - 30kW
- New front cover with larger colour screen

## EASY TO INSTALL

- Honeywell gas valve
- Built in frost protection
- Designed, developed and made in the UK
- 7 year warranty as standard
- Compact cupboard fit
- Stand-off kit
- Wide range of flueing options
- Direct 80mm diameter rear flue option
- Top system connections
- Wiring centre can

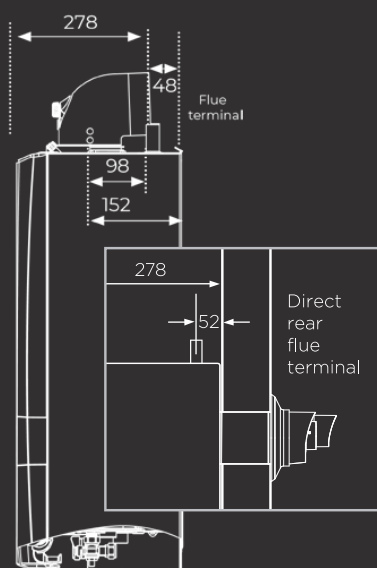
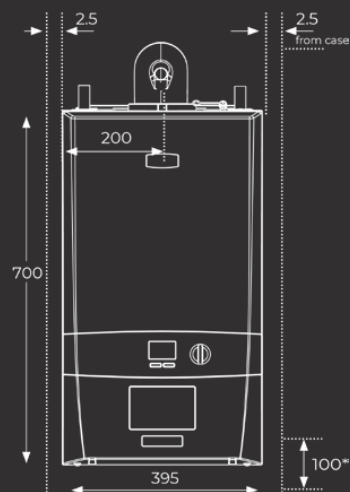
accommodate a variety of cable thicknesses including 5-core cable with simple screw bridge clamps for fixation

- QR codes linked to 'how to' videos in the instruction manual

## EASY TO SERVICE AND MAINTAIN

- Fully serviceable from the front
- Single dual-purpose spark and detection electrode
- Easier servicing due to the reduced number of gas connections
- Simplified installer menu

## Clearances & dimensions



Dimensions in mm.

## Technical specification

LOGIC+ HEAT <sup>2</sup> MODELS	12	15	18	24	30
Weight( Packaged) kg	25.1	25.1	25.1	25.1	25.1
Max Installation weight kg	21.9	21.9	21.9	21.9	21.9
CH Output(kW) min /max mean 70°C	4.8-12.0	4.8-15.0	4.8-18.0	4.8-24.2	6.1-30.3
CH Output(kW) min /max mean 40°C	5.1-13.0	5.1-15.9	5.1-19.1	5.1-25.6	6.4-31.0
SEDBUK rating (2005)%	91.1	91.2	91.1	91.2	91.1
SEDBUK rating (2009/2012 )%	89.4	89.4	89.7	89.7	89.6
NOx Classification	Class 6	Class 6	Class 6	Class 6	Class 6
LPG conversion	No	No	Yes	Yes	Yes
Max Horizontal flue	9m	9m	9m	9m	9m
Max Vertical Flue	7.7m	7.5m	7.5m	7.5m	7.5m
Seasonal space heating efficiency class	A	A	A	A	A
Seasonal space heating energy efficiency $\mu$ s %	93	93	94	94	93
Sound power level indoors LWA Db	36	42	44	50	50
Sound power level, indoors LWA dB(A)	36	38	41	47	49

T: 01482 492251 E: [ideal@idealheating.com](mailto:ideal@idealheating.com)  
 Ideal Heating, PO Box 103, National Avenue, Kingston upon Hull, East Yorkshire, HU5 4JN.

Clearances & dimensions notes: \*\*The minimum front clearance when built into a cupboard is 5mm from the cupboard door but 450mm overall clearance with the cupboard door open is required for servicing.  
 \*Bottom clearance after installation can be reduced to 5mm. However, 100mm is required for servicing.  
 \*\*\*Rear flue option - top clearance 100mm.

