

## ProSys 150mm Depth WC Cistern, Mechanical, Furniture Height

### ILLUSTRATED

- R0428** ProSys 150 depth WC cistern, mechanical, front or top actuation CL2, Furniture Height (820mm)
- R0115** Oleas M1 mechanical dual flushplate Ideal Standard - chrome

### OPTIONS

- R0121** Oleas M2 mechanical dual flushplate Ideal Standard - white
- S0767** Oleas M2 mechanical dual flushplate Armitage Shanks - white
- R0123** Oleas M3 mechanical dual flushplate Ideal Standard - white
- S0858** Septa Pro M1 mechanical metal dual flushplate Armitage Shanks
- R0130** Altes NT1 electronic (proximity) ceramic dual flushplate Ideal Standard - white
- R0129** Symfo NT1 electronic (proximity) glass dual flushplate Ideal Standard - white
- R0176** Prosys conversion kit (front to top actuation) for mechanical 150 depth frames & cisterns (for when using Oleas flushplates)
- S0859** Septa Pro M2 mechanical metal single flushplate Armitage Shanks
- R0158** ProSys electronic conversion kit for proximity actuated flushplates (Altes & Symfo) (120 depth frames and cisterns only)

### ILLUSTRATED PRODUCT DETAILS



#### Weights

- R0428** 2.96 KG
- R0115** 0.34 KG

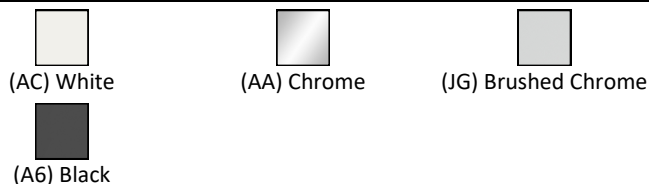
#### Materials

- R0428** Mixed Material
- R0115** Mixed Material

#### Finishes

- R0428**  Neutral / No Finish (67)
- R0115**  White (AC)

### FINISH OPTIONS

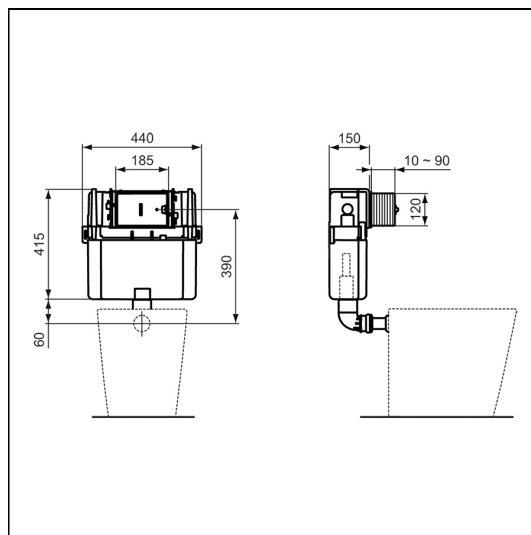


#### Standards

BS EN997 Class 2, BS EN 14055

#### Special Notes

Suitable for use with BTW WC bowls at 6 litre dual flush. The valve can be adjusted to 4.5 litre low volume flushing with appropriate WCs. For use with mechanical actuation flushplates. Not suitable for electronic actuation flushplates. Front or top actuation. Where top actuation is required use the R017667 front to top conversion kit. Can be used at low



### FEATURES



## ProSys 150mm Depth WC Cistern, Mechanical, Furniture Height

furniture height, check flushing matrix for bowl compatibility.