

# BAXI



## Baxi range guide

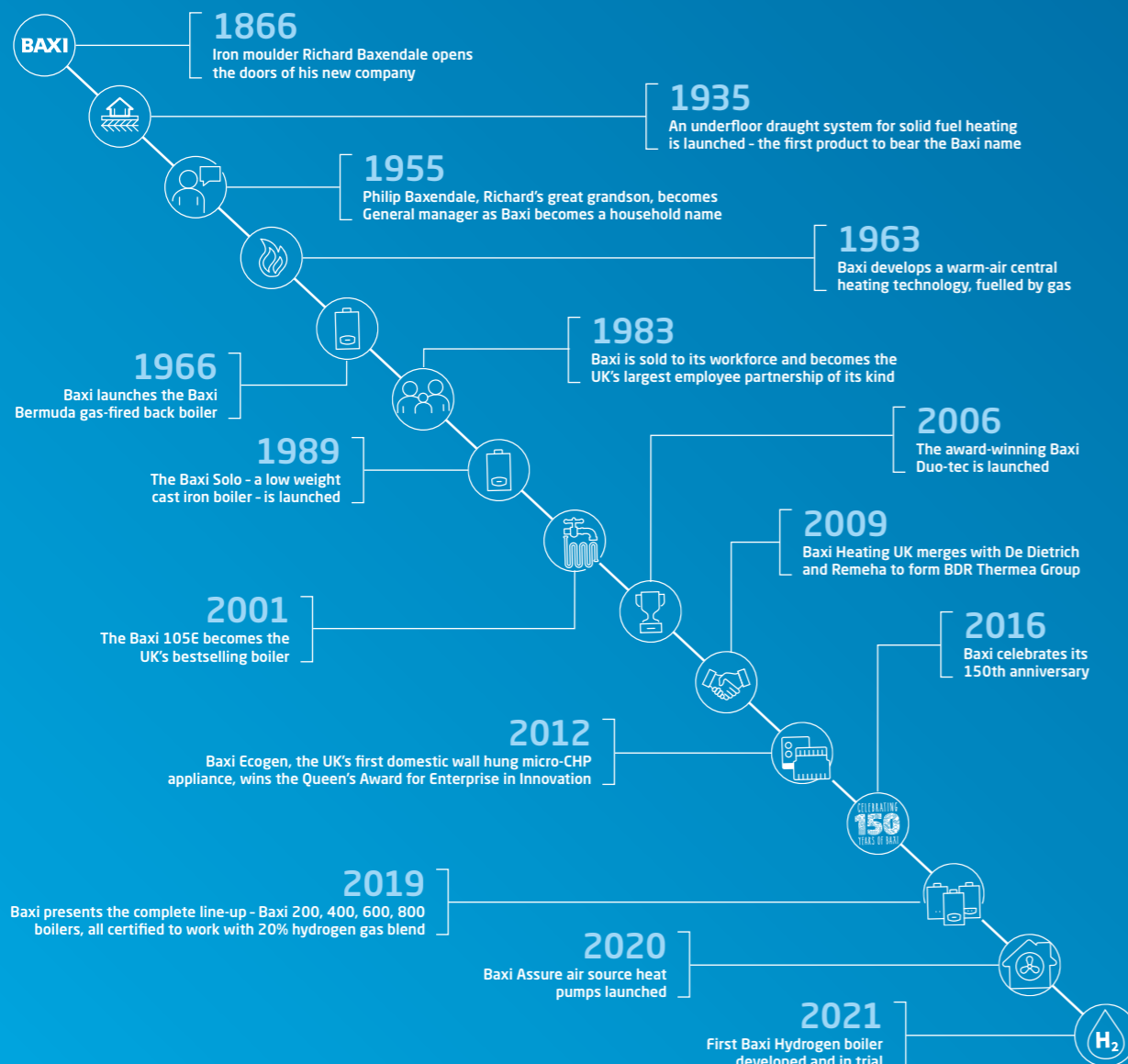
# A brand you can trust

Baxi is proud to have been manufacturing in the UK since 1866. We are passionate about delivering reliable products and responsive services for our customers.

Sustainability is embedded in all we do, and we are committed to being a cleaner, greener manufacturing business. We support our customers by offering them clever heating solutions that keep their homes and businesses warm without warming the planet.

## A BRIEF HISTORY OF BAXI

Baxi has been manufacturing in the UK for over 150 years. It has a heritage of providing cutting edge heating products for homes and is the best known boiler manufacturer amongst homeowners.<sup>†</sup>



<sup>†</sup> According to independent research.

# BAXI

We are committed to making your experience with Baxi as easy as possible.

## Reliability

Every Baxi boiler we make has to pass a full function test using gas, water and electricity, before it leaves the production line. If it doesn't pass with 100%, it doesn't leave the factory.

## Warranty

We are so confident in the reliability of our boilers that we provide free of charge parts and labour warranties\* up to 10 years. This provides peace of mind for both you and your customers. Our warranty terms and conditions are easy to understand and have been approved by the Plain English Campaign.

## Efficiency

Baxi boilers are ErP A-rated for both hot water and heating efficiency and meet or exceed the requirements of the Building Regulations. This means your customers know they will be able to save money and energy.

## Support

We are there for you when you need us. Our technical helpline advisers have many years' experience and will talk you through, step by step, if you need help while installing or maintaining a boiler. And we have a nationwide network of Gas Safe registered engineers, fully trained on our products, if you need them, even for same or next day visits\*\*

**Call Baxi Customer Support: 0344 871 1525**

## Easy to install

Our boilers come with a wall bracket and are simple to commission saving you time. Our combi boilers are compatible with the simple to fit Baxi IFOS (In flue outdoor sensor), making it easy for you to comply with Boiler Plus.

\* Subject to registration within 30 days of installation and an annual service. Terms and conditions apply. Visit [warranty.baxi.co.uk](http://warranty.baxi.co.uk)  
\*\* For members of Baxi Works, depending on membership level.

# THE COMPLETE LINE-UP.

Baxi presents to you the complete line up. A product solution for every customer.

**BAXI 200 COMBI 2**



**BAXI 200 COMBI 2**

Outputs 24 and 28kw  
Dedicated 24kW LPG model  
Compatible with internal fit telescopic flue  
Certified OpenTherm  
Compatible with Baxi uSense 2

**BAXI 400 COMBI 2 & HEAT**



**BAXI 400 COMBI 2**

Outputs 24 and 30kw  
Dedicated 24 & 30kW LPG models  
Compatible with internal fit telescopic flue  
Certified OpenTherm  
Compatible with Baxi uSense 2

**BAXI 400 HEAT**

Outputs 15, 18, 24kw  
Compact cupboard fit  
No pump overrun or permanent live required  
Central top flue or incase rear flue option  
Extremely quiet in operation

**BAXI 600 COMBI 2**



**BAXI 600 COMBI 2**

Outputs 24, 30 and 36kw  
Natural gas or LPG  
Preheated and siphonic condensate trap  
Certified OpenTherm  
Compatible with internal fit telescopic flue  
Compatible with Baxi uSense 2

**BAXI 600 SYSTEM 2 & HEAT**



**BAXI 600 SYSTEM 2**

Outputs 15, 18 and 24kw  
Natural gas or LPG  
Preheated and siphonic condensate trap  
Certified OpenTherm  
Compatible with internal fit telescopic flue

**BAXI 600 HEAT**

Outputs 13, 16, 19, 25kw  
Compact cupboard fit  
No pump overrun or permanent live required  
Central top flue or incase rear flue option  
Extremely quiet in operation

**BAXI 800 COMBI 2, SYSTEM 2 & HEAT**



**BAXI 800 COMBI 2**

Outputs 24, 30 and 36kw  
Natural gas or LPG  
Preheated and siphonic condensate trap  
Certified OpenTherm  
Compatible with internal fit telescopic flue  
Compatible with Baxi uSense 2

**BAXI 800 SYSTEM 2**

Outputs 18, 24 and 30kw  
Natural gas or LPG  
Preheated and siphonic condensate trap  
Certified OpenTherm  
Compatible with internal fit telescopic flue

**BAXI 800 HEAT**

Outputs 16, 25 and 30kw  
Compact cupboard fit  
No pump overrun or permanent live required  
Central top flue or incase rear flue option  
Extremely quiet in operation

# Boiler specification matrix



	Baxi 200 Combi 2	Baxi 400 Combi 2	Baxi 400 Heat	Baxi 600 Combi 2
Outputs kW	24, 28, 24LPG	24, 30, 24LPG, 30LPG	15, 18, 24	24, 30, 36
Flow rate (@35°C rise)	9.8, 11.5	9.8, 11.9	n/a	10.2, 12.2, 15
Installer lift weight kg	26.5 to 27.5	28 to 29	17.4	28 to 30
Heat exchanger	Stainless steel	Stainless steel	Aluminium	Stainless steel
Hydraulics	Composite	Brass	n/a	Brass
Cupboard fit	✓ (fits in a 290mm deep cupboard)	✓ (fits in a 290mm deep cupboard)	✓ (fits in a 290mm deep cupboard)	✓ (fits in a 290mm deep cupboard)
Filling device	Optional	Temporary filling link	Optional flexible link	Easy-Fill permanent filling link
Flue position	Top central	Top central	Top central and in-case rear flue	Top central
Warranty (parts & labour)	2 Years	5 Years	5 years	7 Years
Mounting	Hanging bracket	Hanging bracket	Hanging bracket	Hanging bracket
Expansion vessel size	7 Litres	7 Litres	n/a	7 Litres
Boiler temperature controls	CH & DHW potentiometer	CH & DHW potentiometer	CH Dial	CH & DHW potentiometer
uSense compatible	✓	✓	✗	✓
Sound power levels DBA	48	48	39 - 45	50 - 51

	Baxi 600 System 2	Baxi 600 Heat	Baxi 800 Combi 2	Baxi 800 System 2	Baxi 800 Heat
Outputs kW	15, 18, 24	13, 16, 19, 25, 30	25, 30, 36	18, 24, 30	16, 25, 30
Flow rate (@35°C rise)	n/a	n/a	10.2, 12.2, 15	n/a	n/a
Installer lift weight kg	28 to 30	17.4 to 19.5	28 to 30	29 to 30	17.4 to 19.5
Heat exchanger	Stainless steel	Aluminium	Stainless steel	Stainless steel	Aluminium
Hydraulics	n/a	n/a	Brass	n/a	n/a
Cupboard fit	✓ (fits in a 290mm deep cupboard)	✓ (fits in a 290mm deep cupboard)	✓ (fits in a 290mm deep cupboard)	✓ (fits in a 290mm deep cupboard)	✓ (fits in a 290mm deep cupboard)
Filling device	Optional flexible link	Optional flexible link	Easy-Fill permanent filling link	Optional flexible link	Optional flexible link
Flue position	Top central	Top central and in-case rear flue	Top central	Top central	Top central and in-case rear flue
Warranty (parts & labour)	7 Years	7 years	10 Years	10 years	10 years
Mounting	Hanging bracket	Hanging bracket	Hanging bracket	Hanging bracket	Hanging bracket
Expansion vessel size	7 Litres	n/a	7 Litres	7 litres	n/a
Boiler temperature controls	CH potentiometer	CH dial	CH & DHW potentiometer	CH potentiometer	CH dial
uSense compatible	✗	✗	✓	✗	✗
Sound power levels DBA	47 - 52	37 - 49	50 - 51	49 - 53	39 - 45

# Baxi Platinum+ Combi



**EASY FILL**

**BRASS HYDRAULICS**

**EXTENSIVE FLUE OPTIONS**



The Baxi Platinum+ Combi has a 10 year parts and labour warranty† and includes a compact Adey MagnaClean Micro2 system filter to protect the boiler and heating system. It has been designed to give premium hot water performance and it delivers a flow rate of up to 16.4 litres per minute. The boiler contains brass hydraulics and a stainless steel heat exchanger.

Feature	Benefit
Output 40kW	Exceptional hot water flow rate and suitable for homes with higher hot water requirements
Easy-Fill 2 permanent filling link	Enables simple homeowner self-top up of system pressure preventing engineer call outs
Compatible with Baxi IFOS (In Flue Outdoor Sensor)	Flexibility to help meet boiler+ compliance
Optional stand off frame	Flexibility for hidden and neat pipework
Built in frost thermostat	Suitable for siting in garages and lofts
Front access to all components	Easy to service and maintain
Compatible with Baxi uSense 2 smart room thermostat*	Enables control of heating schedules remotely via the My Baxi APP
Optional stand-off frame	For neater installations with hidden rear pipework

† Subject to registration within 30 days of installation and an annual service. Terms and conditions apply. Visit [warranty.baxi.co.uk](http://warranty.baxi.co.uk)  
\* Additional power adaptor and gateway accessory kit 7822453 is required to be fitted

# Baxi Platinum+ Combi

		Platinum+ 40
Sales code (boiler only)		7731616
<b>Gas</b>		
Natural gas		✓
Propane LPG		N/A
Inlet supply pressure	mbar (nominal)	20
Maximum Gas Rate (G20) Qmax	m <sup>3</sup> /hr	4.36
Heat input CH	kW (max) Gross (QnHs)	36.4
	kW (min) Gross (QnHs)	11
Heat output CH (non-condensing)	kW (Max) (Pn)	32
	kW (Min) (Pn)	9.6
Heat output CH (condensing)	kW (Max) (Pnc)	34.4
	kW (Min) (Pnc)	12.1
Heat input domestic hot water (DHW)	kW max gross (QnwHs)	45.7
Heat output domestic hot water (DHW)	kW max	40
Water heating efficiency class		A
<b>Electrical</b>		
Permanent live required		✓
External fuse rating	Amps	3
Pump overrun		✓
Integral 'boiler only' frost thermostat		✓
<b>Hydraulic</b>		
Maximum DHW flow rate (Delta T @ 35°C rise)	l/min	16.4
Minimum DHW flow rate required	l/min	2
Minimum operating DHW pressure required	bar	0.5
Integral expansion vessel	Size (litres)	10
Maximum capacity of CH system	Litres	125
Integral automatic bypass		✓
<b>Weights</b>		
Installer lift weight (boiler)	(kg)	42.2


## What's in the box?

Baxi Platinum+ Combi boiler    Pre-plumbing jig



- Adey MagnaClean Micro2
- Easy-Fill permanent filling link
- Literature and fittings pack
- Copper pipe tails
  - CH 22mm
  - Cold water inlet / DHW outlet 15mm
  - Gas 22mm
  - Condense
  - Safety discharge 15mm

## What's inside?



## Dimensions    Service clearances

A width	450mm	D side	5mm*
B height	780mm	E upper	175mm (300mm if using 80/125 flueing system)
C depth	345mm	F lower	150mm*
		G front	5mm*

\* These are minimum recommended dimensions, greater clearance will aid installation and maintenance  
† 450mm for servicing purposes



# Baxi Platinum+ System



**HIGH FLOW RATE**

**EXTENSIVE FLUE OPTIONS**

**ADEY MICRO2 MAGNETIC FILTER**



The Baxi Platinum+ System has a 10 year parts and labour warranty† and includes a compact Adey MagnaClean Micro2 system filter to protect the boiler and heating system. It is the perfect choice for homes with a high demand for heating and hot water.

Feature	Benefit
Output 32kW	Exceptional hot water flow rate and suitable for homes with higher hot water requirements
Built-in frost thermostat	Suitable for siting in garages and lofts
Front access to all components	Easy to service and maintain
Compatible with Baxi IFOS (In Flue Outdoor Sensor)	Flexibility to help meet boiler+ compliance
Optional stand-off frame	Flexibility for hidden and neat pipework
Compatible with Megaflo & Baxi cylinders	For industry-leading hot water performances

# Baxi Platinum+ System

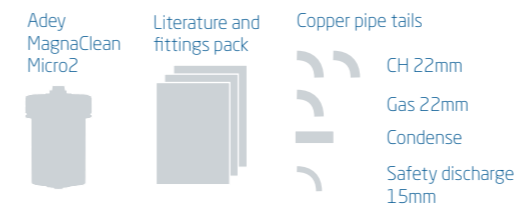
Platinum+ 32

7753173

Sales code (boiler only)		Platinum+ 32
		7753173
<b>Gas</b>		
Natural gas		✓
Propane LPG		N/A
Inlet supply pressure	mbar (nominal)	20
Maximum Gas Rate (G20) Qmax	m <sup>3</sup> /hr	3.48
Heat input CH	kW (max) Gross (QnHs)	36.4
	kW (min) Gross (QnHs)	10.8
Heat output CH (non-condensing)	kW (Max) (Pn)	32
	kW (Min) (Pn)	9.4
Heat output CH (condensing)	kW (Max) (Pnc)	34.4
	kW (Min) (Pnc)	10.2
<b>Electrical</b>		
Permanent live required		✓
External fuse rating	Amps	3
Pump overrun		✓
Integral 'boiler only' frost thermostat		✓
<b>Hydraulic</b>		
Integral expansion vessel	Size (litres)	10
Maximum capacity of CH system	Litres	125
Integral automatic bypass		✓
<b>Weights</b>		
Installer lift weight (boiler)	(kg)	38.4

## What's in the box?

Baxi Platinum+ System boiler    Pre-plumbing jig



## What's inside?



## Dimensions    Service clearances

A width	450mm	D side	5mm*
B height	780mm	E upper	175mm (300mm if using 80/125 flueing system)
C depth	345mm	F lower	150mm*
		G front	5mm*†

\* These are minimum recommended dimensions, greater clearance will aid installation and maintenance  
† 450mm for servicing purposes

† Subject to registration within 30 days of installation and an annual service. Terms and conditions apply. Visit [warranty.baxi.co.uk](http://warranty.baxi.co.uk)

# Baxi 800 Combi 2



LPG READY

PRE-HEATED & SIPHONIC CONDENSATE TRAP

CERTIFIED OPENTHERM



The Baxi 800 Combi 2 has a 10 year parts and labour warranty† and includes a compact Adey MagnaClean Micro2 system filter to protect the boiler and heating system. The boiler is lightweight, small enough to fit into a 290mm deep cupboard, has a built in pipes behind facility within the boiler casing, brass hydraulics and a stainless steel heat exchanger.

Feature	Benefit
Outputs 24kW, 30kW, 36kW	To meet different end user hot water requirements (up to 15 litres per minute)
Natural Gas or LPG conversion	All models can be manually converted between natural gas or LPG without the need to purchase an accessory kit
Preheated siphonic condensate trap	Prevents freezing and engineer call outs as the trap dissipates preheated condensate all in one go
Combined PrV with separate drain	Facilitates a safer, quicker and cleaner boiler drain down for repair, maintaining the integrity of the PrV valve
Colour coded and removable wiring blocks	Easily accessible and saves time during installation
Certified OpenTherm	Can maximise efficiency when fitted to OpenTherm Certified controls and can help meet Boiler+
Easy-Fill 2 permanent filling link	Enables simple homeowner self-top up of system pressure preventing engineer call outs
Positive fit PrV connection pipe	Saves time on installation and can be fitted first or last in the pipework installation sequence
Compatible with internal fit telescopic flue	For a safer, quicker and cheaper one person fit installation from inside the property
Compatible with Baxi uSense 2 smart room thermostat	Meets Boiler+ when fitted to this boiler and enables control of heating schedules remotely via the My Baxi APP

† Subject to registration within 30 days of installation and an annual service. Terms and conditions apply. Visit [warranty.baxi.co.uk](http://warranty.baxi.co.uk)


# Baxi 800 Combi 2

	824 Combi 2 7814304	830 Combi 2 7814305	836 Combi 2 7814306
<b>Gas</b>			
Natural gas or LPG	✓	✓	✓
Inlet supply pressure (natural gas)	mbar (nominal)	20	20
Maximum Gas Rate (G20) Qmax	m3/hr	2.61	3.26
Heat input CH	kW (max) Gross (QnHs)	20.6	25.7
	kW (min) Gross (QnHs)	4.9	6
Heat output CH (non-condensing)	kW (Max) (Pn)	20	25
	kW (Min) (Pn)	4.8	5.8
Heat output CH (condensing)	kW (Max) (Pnc)	21.8	27.1
	kW (Min) (Pnc)	5.2	6.3
Heat input domestic hot water (DHW)	kW max gross (QnWHS)	27.4	30.9
Heat output domestic hot water (DHW)	kW max	24	30
Water heating efficiency class		A	A
<b>Electrical</b>			
Permanent live required		✓	✓
External fuse rating (on connection board)	Amps	F0.5A L250VP	F0.5A L250VP
Pump overrun		✓	✓
Integral 'boiler only' frost thermostat		✓	✓
<b>Hydraulic</b>			
Maximum DHW flow rate (Delta T @ 35°C rise)	l/min	10.2	12.2
Minimum DHW flow rate required	l/min	2	2
Minimum operating DHW pressure required	bar	0.5	0.5
Integral expansion vessel	Size (litres)	7	7
Maximum capacity of CH system	Litres	100	100
Integral automatic bypass		✓	✓
<b>Weights</b>			
Installer lift weight (boiler)	(kg)	28	29

## What's in the box?



## What's inside?



## Dimensions Service clearances

A width	395mm	D side	2.5mm*
B height	700mm	E upper	178mm*
C depth	285mm	F lower	150mm*
		G front	5mm*†

\* These are minimum recommended dimensions, greater clearance will aid installation and maintenance  
† 450mm for servicing purposes



# Baxi 800 System 2



LPG READY

PRE-HEATED & SIPHONIC CONDENSATE TRAP

CERTIFIED OPENTHERM



The Baxi 800 System 2 has a 10 year parts and labour warranty† and includes a compact Adey MagnaClean Micro2 system filter to protect the boiler and heating system. The boiler is lightweight, small enough to fit into a 290mm deep cupboard, has a built in pipes behind facility within the boiler casing and a stainless steel heat exchanger.

Feature	Benefit
Outputs 18kW, 24kW, 30kW	An output and model for most sizes of property
Natural Gas or LPG conversion	All models can be manually converted between natural gas or LPG without the need to purchase an accessory kit
Preheated siphonic condensate trap	Prevents freezing and engineer call outs as the trap dissipates preheated condensate all in one go
Combined PrV with separate drain	Facilitates a safer, quicker and cleaner boiler drain down for repair, maintaining the integrity of the PrV valve
Colour coded and removable wiring blocks	Easily accessible and saves time during installation
Certified OpenTherm	Can maximise efficiency when fitted to OpenTherm Certified controls and can help meet Boiler+
Positive fit PrV connection pipe	Saves time on installation and can be fitted first or last in the pipework installation sequence
Compatible with internal fit telescopic flue	For a safer, quicker and cheaper one person fit installation from inside the property
Compatible with Megaflo & Baxi cylinders	For industry leading hot water performances

# Baxi 800 System 2

	818 System 2 7814313	824 System 2 7814314	830 System 2 7814315
<b>Gas</b>			
Natural gas or LPG	✓	✓	✓
Inlet supply pressure (natural gas)	mbar (nominal)	20	20
Maximum Gas Rate (G20) Qmax	m3/hr	1.97	2.61
Heat input CH	kW (max) Gross (QnHs)	18.6	24.7
	kW (min) Gross (QnHs)	4.9	4.9
Heat output CH (non-condensing)	kW (Max) (Pn)	18	24
	kW (Min) (Pn)	4.8	4.8
Heat output CH (condensing)	kW (Max) (Pnc)	19.9	26.3
	kW (Min) (Pnc)	5.2	5.2
Heat Input domestic hot water (DHW)	kW (max) Gross (QnHs)	n/a	n/a
Heat output domestic hot water (DHW)	kW (max)	n/a	n/a
Water heating efficiency class	A	A	A
<b>Electrical</b>			
Permanent live required	✓	✓	✓
External fuse rating	Amps	F0.5A L250VP	F0.5A L250VP
Pump overrun	✓	✓	✓
Integral 'boiler only' frost thermostat	✓	✓	✓
<b>Hydraulic</b>			
Maximum DHW flow rate (Delta T @ 35°C rise)	l/min	n/a	n/a
Minimum DHW flow rate required	l/min	2	2
Minimum operating DHW pressure required	bar	0.5	0.5
Integral expansion vessel	Size (litres)	7	7
Maximum capacity of CH system	Litres	100	100
Integral automatic bypass	✓	✓	✓
<b>Weights</b>			
Installer Lift Weight (boiler)	(kg)	29	30

## What's in the box?

Baxi 800 System 2 boiler      Wall hanging bracket



Adey MagnaClean Micro2



Literature and fittings pack




Copper pipe tails

- CH 22mm
- Gas 22mm
- Condense
- Safety discharge 15mm

## What's inside?

- Flue adaptor
- Expansion vessel test point
- Built-in drip tray
- 7 litre expansion vessel
- Stainless steel heat exchanger
- Spark electrode
- Air/gas collector
- Venturi
- Fan assembly
- Pre-heated & siphonic Condensate trap
- Gas valve
- Internal manometer
- Pressure relief valve
- Pump
- PCB housing



## Dimensions      Service clearances

A width	395mm	D side	2.5mm*
B height	700mm	E upper	178mm*
C depth	285mm	F lower	150mm*
		G front	5mm*†

\* These are minimum recommended dimensions, greater clearance will aid installation and maintenance  
† 450mm for servicing purposes

† Subject to registration within 30 days of installation and an annual service. Terms and conditions apply. Visit [warranty.baxi.co.uk](http://warranty.baxi.co.uk)





# Baxi 800 Heat



COMPACT  
CUPBOARD  
FIT

ONLY  
17.4kg  
(16kW & 25kW)

IN-CASE  
REAR FLUE  
OPTION



The Baxi 800 Heat has a 10 year parts and labour warranty<sup>†</sup> and includes a compact Adey MagnaClean Micro2 system filter to protect the boiler and heating system. The boiler has no need for a pump overrun or permanent live and has a lift weight from just 17.4kg. This powerful boiler can be installed on open vent or sealed systems and has an optional in-case rear flue, making it the perfect choice for homes with a high demand for hot water.

Feature	Benefit
Outputs 16kW, 25kW and 30kW	To suit most property sizes
10 year parts and labour warranty <sup>†</sup>	For total peace of mind
Adey MagnaClean Micro2 system filter	Industry leading for total peace of mind
17.4kg installer lift weight (30kW is 19.5kg)	The lightest boiler available in the UK**
Compact cupboard fit	Can be installed in a 290mm deep cupboard
No pump overrun or permanent live required	Saves time and money during installation, and less disruption for the householder
Suitable for fully pumped open vent or sealed systems	For installation flexibility
Very quiet in operation	Minimal disturbance during use
Easy fit wall mounting bracket	Robust with a positive fix and audible lock so you know it's secure
Front and side access	Servicing is easier and quicker, and no special tools are required
Top central or optional in-case rear flue	For flexibility of siting and a neater installation

<sup>†</sup> Subject to registration within 30 days of installation and an annual service. Terms and conditions apply. Visit [warranty.baxi.co.uk](http://warranty.baxi.co.uk)  
<sup>\*\*</sup> As at October 2018

# Baxi 800 Heat

	816 Heat	825 Heat	830 Heat
Sales code (boiler only)	7749866	7749868	7749869
<b>Gas</b>			
Natural gas	✓	✓	✓
Propane LPG	N/A	N/A	N/A
Inlet supply pressure	mbar (nominal)	20	20
Maximum gas rate (G20)	Qmax m <sup>3</sup> /h	1.75	2.73
Heat input CH	kW (max) Gross (QnHs)	18.32	28.62
	kW (min) Gross (QnHs)	8.59	8.59
Heat output CH (non-condensing)	kW (Max) (Pn)	16	25
	kW (Min) (Pn)	7.5	7.5
<b>Electrical</b>			
Permanent live required		x	x
External fuse rating	Amps	3	3
Pump overrun		x	x
<b>Weights</b>			
Installer Lift Weight (boiler)	(kg)	17.4	17.4

## What's in the box?



## What's inside?



\*\*To be replaced by flue connector if flueing from top

## Dimensions Service clearances

A width	370mm	D side	5mm*
B height	625mm	E upper	190mm* (35mm if using rear flue)
C depth	270mm	F lower	120mm* (35mm in 300mm deep wall cupboard)
		G front	5mm*†

\* These are minimum recommended dimensions, greater clearance will aid installation and maintenance  
 † 500mm for servicing purposes



# Baxi 600 Combi 2



LPG READY

PRE-HEATED & SIPHONIC CONDENSATE TRAP

CERTIFIED OPENTHERM



The Baxi 600 Combi 2 has a 7 year parts and labour warranty† and is small enough to fit into a 290mm deep cupboard. The boiler has a built in pipes behind facility within the boiler casing, brass hydraulics and a stainless steel heat exchanger.

Feature	Benefit
Outputs 24kW, 30kW, 36kW	To meet different end user hot water requirements (up to 15 litres per minute)
Natural Gas or LPG conversion	All models can be manually converted between natural gas or LPG without the need to purchase an accessory kit
Preheated siphonic condensate trap	Prevents freezing and engineer call outs as the trap dissipates preheated condensate all in one go
Combined PrV with separate drain	Facilitates a safer, quicker and cleaner boiler drain down for repair, maintaining the integrity of the PrV valve
Colour coded and removable wiring blocks	Easily accessible and saves time during installation
Certified OpenTherm	Can maximise efficiency when fitted to OpenTherm Certified controls and can help meet Boiler+
Easy-Fill 2 permanent filling link	Enables simple homeowner self-top up of system pressure preventing engineer call outs
Positive fit PrV connection pipe	Saves time on installation and can be fitted first or last in the pipework installation sequence
Compatible with internal fit telescopic flue	For a safer, quicker and cheaper one person fit installation from inside the property
Compatible with Baxi uSense 2 smart room thermostat	Meets Boiler+ when fitted to this boiler and enables control of heating schedules remotely via the My Baxi APP

† Subject to registration within 30 days of installation and an annual service. Terms and conditions apply. Visit [warranty.baxi.co.uk](http://warranty.baxi.co.uk)

# Baxi 600 Combi 2

	624 Combi 2 7796586	630 Combi 2 7796587	636 Combi 2 7796588
<b>Gas</b>			
Natural gas or LPG	✓	✓	✓
Inlet supply pressure (natural gas)	mbar (nominal)	20	20
Maximum Gas Rate (G20) Qmax	m <sup>3</sup> /hr	2.61	3.26
Heat input CH	kW (max) Gross (QnHs)	20.6	25.7
	kW (min) Gross (QnHs)	4.9	6
Heat output CH (non-condensing)	kW (Max) (Pn)	20	25
	kW (Min) (Pn)	4.8	5.8
Heat output CH (condensing)	kW (Max) (Pnc)	21.8	27.1
	kW (Min) (Pnc)	5.2	6.3
Heat input domestic hot water (DHW)	kW max gross (QnwHs)	27.4	30.9
Heat output domestic hot water (DHW)	kW max	24	30
Water heating efficiency class	A	A	A
<b>Electrical</b>			
Permanent live required	✓	✓	✓
External fuse rating	Amps	F0.5A L250VP	F0.5A L250VP
Pump overrun	✓	✓	✓
Integral 'boiler only' frost thermostat	✓	✓	✓
<b>Hydraulic</b>			
Maximum DHW flow rate (Delta T @ 35°C rise)	l/min	10.2	12.2
Minimum DHW flow rate required	l/min	2	2
Minimum operating DHW pressure required	bar	0.5	0.5
Integral expansion vessel	Size (litres)	7	7
Maximum capacity of CH system	Litres	100	100
Integral automatic bypass	✓	✓	✓
<b>Weights</b>			
Installer Lift Weight (boiler)	(kg)	28	29

## What's in the box?

Baxi 600 Combi 2 boiler      Wall hanging bracket



Literature and fittings pack



Easy-Fill permanent filling link



Copper pipe tails



CH 22mm

Cold water inlet / DHW outlet 15mm


Gas 22mm

Condense

Safety discharge 15mm

## What's inside?

- Flue adaptor
- Expansion vessel test point
- Built-in drip tray
- 7 litre expansion vessel
- Stainless steel heat exchanger
- Spark electrode
- Air/gas collector
- Venturi
- Fan assembly
- Pre-heated & siphonic Condensate trap
- Gas valve
- Internal manometer
- Diverter valve
- Brass hydraulic
- Pressure relief valve
- Pump
- PCB housing



## Dimensions      Service clearances

A width	395mm	D side	2.5mm*
B height	700mm	E upper	178mm*
C depth	285mm	F lower	150mm*
		G front	5mm*†

\* These are minimum recommended dimensions, greater clearance will aid installation and maintenance  
† 450mm for servicing purposes



# Baxi 600 System 2



**LPG  
READY**

**PRE-HEATED &  
SIPHONIC  
CONDENSATE  
TRAP**

**CERTIFIED  
OPENTHERM**



The Baxi 600 System 2 has a 7 year parts and labour warranty† is lightweight and is small enough to fit into a 290mm deep cupboard. The boiler has a built in pipes behind facility within the boiler casing and a stainless steel heat exchanger.

Feature	Benefit
Outputs 15kW, 18kW, 24kW	An output and model for most sizes of property
Natural Gas or LPG conversion	All models can be manually converted between natural gas or LPG without the need to purchase an accessory kit
Preheated siphonic condensate trap	Prevents freezing and engineer call outs as the trap dissipates preheated condensate all in one go
Combined PrV with separate drain	Facilitates a safer, quicker and cleaner boiler drain down for repair, maintaining the integrity of the PrV valve
Colour coded and removable wiring blocks	Easily accessible and saves time during installation
Certified OpenTherm	Can maximise efficiency when fitted to OpenTherm Certified controls and can help meet Boiler+
Positive fit PrV connection pipe	Saves time on installation and can be fitted first or last in the pipework installation sequence
Compatible with internal fit telescopic flue	For a safer, quicker and cheaper one person fit installation from inside the property
Compatible with Megaflo & Baxi cylinders	For industry leading hot water performances

† Subject to registration within 30 days of installation and an annual service. Terms and conditions apply. Visit [warranty.baxi.co.uk](http://warranty.baxi.co.uk)

# Baxi 600 System 2

	615 System 2 7798687	618 System 2 7802020	624 System 2 7802241
<b>Gas</b>			
Sales code (boiler only)			
Natural gas or LPG	✓	✓	✓
Inlet supply pressure (natural gas)	mbar (nominal)	20	20
Maximum Gas Rate (G20) Qmax	m3/hr	1.64	1.97
Heat input CH	kW (max) Gross (QnHs)	15.5	18.6
	kW (min) Gross (QnHs)	4.9	4.9
Heat output CH (non-condensing)	kW (Max) (Pn)	15	18
	kW (Min) (Pn)	4.8	4.8
Heat output CH (condensing)	kW (Max) (Pnc)	16.3	19.9
	kW (Min) (Pnc)	5.2	5.2
Heat Input domestic hot water (DHW)	kW (min) Gross (QnWHS)	n/a	n/a
Heat output domestic hot water (DHW)	kW (Max)	n/a	n/a
Water heating efficiency class	A	A	A
<b>Electrical</b>			
Permanent live required	✓	✓	✓
External fuse rating	Amps	F0.5A L250VP	F0.5A L250VP
Pump overrun	✓	✓	✓
Integral 'boiler only' frost thermostat	✓	✓	✓
<b>Hydraulic</b>			
Maximum DHW flow rate (Delta T @ 35°C rise)	l/min	n/a	n/a
Minimum DHW flow rate required	l/min	2	2
Minimum operating DHW pressure required	bar	0.5	0.5
Integral expansion vessel	Size (litres)	7	7
Maximum capacity of CH system	Litres	100	100
Integral automatic bypass	✓	✓	✓
<b>Weights</b>			
Installer Lift Weight (boiler)	(kg)	28	29

## What's in the box?

Baxi 600 System 2 boiler      Wall hanging bracket




Literature and fittings pack



Copper pipe tails

- CH 22mm
- Gas 22mm
- Condense
- Safety discharge 15mm

## What's inside?



## Dimensions      Service clearances

A width	395mm	D side	2.5mm*
B height	700mm	E upper	178mm*
C depth	285mm	F lower	200mm*
		G front	5mm*†

\* These are minimum recommended dimensions, greater clearance will aid installation and maintenance  
† 450mm for servicing purposes



# Baxi 600 Heat



COMPACT  
CUPBOARD  
FIT

ONLY  
17.4kg

IN-CASE  
REAR FLUE  
OPTION



The Baxi 600 Heat has a 7 year parts and labour warranty<sup>†</sup>, has no need for a pump overrun or permanent live and has a lift weight from just 17.4kg. This powerful boiler can be installed on open vent or sealed systems and has an optional in-case rear flue, making it the perfect choice for homes with a high demand for hot water.

Feature	Benefit
Outputs 13kW, 16kW, 19kW, 25kW and 30kW	To suit most property sizes
Only 17.4kg installer lift weight (30kW is 19.5kg)	The lightest boiler available in the UK*
Compact cupboard fit	Can be installed in a 290mm deep cupboard
No pump overrun or permanent live required	Saves time and money during installation, and less disruption for the householder
Suitable for fully pumped open vent or sealed systems	For installation flexibility
Very quiet in operation	Minimal disturbance during use
Easy fit wall mounting bracket	Robust with a positive fix and audible lock so you know it's secure
Front and side access	Servicing is easier and quicker, and no special tools are required
Central top flue or in-case rear flue option	For reduced boiler footprint and improved look
Industry leading choice of flue lengths, bends and accessories	Extensive flue option up to 12 meters for versatile siting and easy replacement
Central heating temperature control	For ease of use maximising comfort

<sup>†</sup> Subject to registration within 30 days of installation and an annual service. Terms and conditions apply. Visit [warranty.baxi.co.uk](http://warranty.baxi.co.uk)  
\* As at October 2018

# Baxi 600 Heat

	613 Heat	616 Heat	619 Heat	625 Heat	630 Heat
Sales code (boiler only)	7711998	7711999	7712020	7712022	7712023
<b>Gas</b>					
Natural gas	✓	✓	✓	✓	✓
Propane LPG	N/A	N/A	N/A	N/A	N/A
Inlet supply pressure	mbar (nominal)	20	20	20	20
Maximum gas rate (G20)	Qmax m <sup>3</sup> /h	1.42	1.75	2.07	2.73
Heat input CH	kW (max) Gross (QnHs)	14.88	18.32	21.75	28.62
	kW (min) Gross (QnHs)	8.59	8.59	8.59	8.59
Heat output CH (non-condensing)	kW (Max) (Pn)	13	16	19	25
	kW (Min) (Pn)	7.5	7.5	7.5	7.5
<b>Electrical</b>					
Permanent live required	x	x	x	x	x
External fuse rating	Amps	3	3	3	3
Pump overrun	x	x	x	x	x
<b>Weights</b>					
Installer Lift Weight (boiler)	(kg)	17.4	17.4	17.4	19.5

## What's in the box?



## What's inside?



## Dimensions Service clearances

A width	370mm	D side	5mm*
B height	625mm	E upper	190mm* (35mm if using rear flue)
C depth	270mm	F lower	120mm* (35mm in 300mm deep wall cupboard)
		G front	5mm*†

\* These are minimum recommended dimensions, greater clearance will aid installation and maintenance  
† 500mm for servicing purposes



# Baxi 400 Combi 2



COMPACT SIZE

BRASS HYDRAULICS

LPG MODELS AVAILABLE

CONNECTABLE BOILER READY\*



The Baxi 400 Combi 2 has a 5 year parts and labour warranty† and is lightweight, small enough to fit into a 290mm deep cupboard, contains brass hydraulics and a stainless steel heat exchanger.

Feature	Benefit
Outputs 24kW and 30kW	To meet different end user hot water requirements
24kW and 30kW LPG models	Suitable for off gas applications
Combined PrV with separate drain	Facilitates a safer, quicker and cleaner boiler drain down for repair, maintaining the integrity of the PrV valve
Colour coded and removable wiring blocks	Easily accessible and saves time during installation
Certified OpenTherm	Can maximise efficiency when fitted to OpenTherm Certified controls and can help meet Boiler+
Temporary filling link	For central heating system pressure top up
Optional stand off frame	Flexibility for hidden and neat pipework
Compatible with internal fit telescopic flue	For a safer, quicker and cheaper one person fit installation from inside the property
Compatible with Baxi uSense 2 smart room thermostat	Meets Boiler+ when fitted to this boiler and enables control of heating schedules remotely via the My Baxi APP


# Baxi 400 Combi 2

	424 Combi 2 7790614	424 Combi LPG 2 7790616	430 Combi 2 7790615	430 Combi LPG 2 7790617
<b>Gas</b>				
Natural gas	✓	✗	✓	✗
Propane LPG	✗	✓	✗	✓
Inlet supply pressure	mbar (nominal)	20	37	20
Maximum Gas Rate (G20) Qmax	m <sup>3</sup> /hr	2.61	1.92	3.17
Heat input CH	kW (max) Gross (QnHs)	22.9	22.9	22.9
	kW (min) Gross (QnHs)	5.4	5.4	6.7
Heat output CH (non-condensing)	kW (Max) (Pn)	20	20	20
	kW (Min) (Pn)	4.9	4.9	6
Heat output CH (condensing)	kW (Max) (Pnc)	21.8	21.8	21.8
	kW (Min) (Pnc)	5.2	5.2	6.3
Heat input domestic hot water (DHW)	kW max gross (QnWHS)	24.7	24.7	30
Heat output domestic hot water (DHW)	kW max	24	24	29.1
Water heating efficiency class		A	A	A
<b>Electrical</b>				
Permanent live required		✓	✓	✓
External fuse rating	Amps	3	3	3
Pump overrun		✓	✓	✓
Integral 'boiler only' frost thermostat		✓	✓	✓
<b>Hydraulic</b>				
Maximum DHW flow rate (Delta T @ 35°C rise)	l/min	9.8	9.8	11.9
Minimum DHW flow rate required	l/min	2	2	2
Minimum operating DHW pressure required	bar	0.5	0.5	0.5
Integral expansion vessel	Size (litres)	7	7	7
Maximum capacity of CH system	Litres	120	120	120
Integral automatic bypass		✓	✓	✓
<b>Weights</b>				
Installer Lift Weight (boiler)	(kg)	28	28	29

## What's in the box?



## What's inside?



## Dimensions Service clearances

A width	395mm	D side	2.5mm
B height	700mm	E upper	240mm
C depth	285mm	F lower	250mm*
		G front	5mm*†

\* These are minimum recommended dimensions, greater clearance will aid installation and maintenance  
† 1000mm for servicing purposes

† Subject to registration within 30 days of installation and an annual service. Terms and conditions apply. Visit [warranty.baxi.co.uk](http://warranty.baxi.co.uk)



# Baxi 400 Heat



The Baxi 400 Heat has a 5 year parts and labour warranty<sup>†</sup>, has no need for a pump overrun or permanent live and has a lift weight from just 17.4kg. This boiler can be installed on open vent or sealed systems and has an optional in-case rear flue for a neater installation.

Feature	Benefit
Outputs 15kW, 18kW and 24kW	To suit most property sizes
Only 17.4kg installer lift weight	The lightest boiler available in the UK*
Compact cupboard fit	Can be installed discreetly
Easy fit wall mounting bracket	Robust with a positive fix and audible lock so you know it's secure
One metre lead included	Easy to install and you don't need access to the control box
Top or in-case rear flue	For ease of installation
Simple fixing of rear flue	For easy and fail-safe flue fixing
No pump overrun or permanent live required	Saves time and money during installation, and less disruption for the householder
Front and side access	Servicing is easier and quicker, and no special tools are required
Wide choice of flue lengths, bends and accessories	For versatile siting

# Baxi 400 Heat

	415 Heat	418 Heat	424 Heat
Sales code (boiler only)	7668933	7668934	7668935
<b>Gas</b>			
Natural gas	✓	✓	✓
Propane LPG	N/A	N/A	N/A
Inlet supply pressure	mbar (nominal)	20	20
Maximum gas rate (G20)	Qmax m <sup>3</sup> /h	1.75	2.07
Heat input CH	kW (max) Gross (QnHs)	18.32	21.75
	kW (min) Gross (QnHs)	8.59	8.59
Heat output CH (non-condensing)	kW (Max) (Pn)	16	19
	kW (Min) (Pn)	7.5	7.5
<b>Electrical</b>			
Permanent live required		x	x
External fuse rating	Amps	3	3
Pump overrun		x	x
<b>Weights</b>			
Installer Lift Weight (boiler)	(kg)	17.4	17.4

## What's in the box?



## What's inside?



## Dimensions Service clearances

A width	370mm	D side	5mm*
B height	625mm	E upper	190mm* (35mm if using rear flue)
C depth	270mm	F lower	120mm* (35mm in 300mm deep wall cupboard)
		G front	5mm*†

\* These are minimum recommended dimensions, greater clearance will aid installation and maintenance  
 † 500mm for servicing purposes

† Subject to registration within 30 days of installation and an annual service. Terms and conditions apply. Visit warranty.baxi.co.uk  
 \* As at October 2018



# Baxi 200 Combi 2



COMPACT SIZE

LPG MODEL AVAILABLE

OPTIONAL STAND OFF FRAME

CONNECTABLE BOILER READY\*




The Baxi 200 Combi 2 has a 2 year parts and labour warranty† and is lightweight, small enough to fit into a 290mm deep cupboard and contains a stainless steel heat exchanger.

Feature	Benefit
Outputs 24kW and 28kW	To meet different end user hot water requirements
24kW LPG model	Suitable for off gas applications
Combined PrV with separate drain	Facilitates a safer, quicker and cleaner boiler drain down for repair, maintaining the integrity of the PrV valve
Colour coded and removable wiring blocks	Easily accessible and saves time during installation
Certified OpenTherm	Can maximise efficiency when fitted to OpenTherm Certified controls and can help meet Boiler+
Optional stand off frame	Flexibility for hidden and neat pipework
Compatible with internal fit telescopic flue	For a safer, quicker and cheaper one person fit installation from inside the property
Compatible with Baxi uSense 2 smart room thermostat	Meets Boiler+ when fitted to this boiler and enables control of heating schedules remotely via the My Baxi APP


# Baxi 200 Combi 2

	224 Combi 2 7790612	224 Combi LPG 2 7804263	228 Combi 2 7790613
Sales code (boiler only)	7790612	7804263	7790613
<b>Gas</b>			
Natural gas	✓	✗	✓
Propane LPG	✗	✓	✗
Inlet supply pressure	mbar (nominal)	20	37
Maximum Gas Rate (G20) Qmax	m <sup>3</sup> /hr	2.61	1.92
Heat input CH	kW (max) Gross (QnHs)	20.6	20.6
	kW (min) Gross (QnHs)	4.9	4.9
Heat output CH (non-condensing)	kW (Max) (Pn)	20	20
	kW (Min) (Pn)	4.8	4.8
Heat output CH (condensing)	kW (Max) (Pnc)	21.8	21.8
	kW (Min) (Pnc)	5.2	5.2
Heat input domestic hot water (DHW)	kW max gross (QnWHs)	24.7	24.7
Heat output domestic hot water (DHW)	kW max	24	28
Water heating efficiency class		A	A
<b>Electrical</b>			
Permanent live required		✓	✓
External fuse rating	Amps	3	3
Pump overrun		✓	✓
Integral 'boiler only' frost thermostat		✓	✓
<b>Hydraulic</b>			
Maximum DHW flow rate (Delta T @ 35°C rise)	l/min	9.8	11.4
Minimum DHW flow rate required	l/min	2	2
Minimum operating DHW pressure required	bar	0.5	0.5
Integral expansion vessel	Size (litres)	7	7
Maximum capacity of CH system	Litres	120	120
Integral automatic bypass		✓	✓
<b>Weights</b>			
Installer Lift Weight (boiler)	(kg)	26.5	27.5

## What's in the box?



## What's inside?



## Dimensions Service clearances

A width	395mm	D side	2.5mm
B height	700mm	E upper	240mm
C depth	285mm	F lower	250mm
		G front	5mm*†

\* These are minimum recommended dimensions, greater clearances will aid installation and maintenance  
† 1000mm for servicing purposes

† Subject to registration within 30 days of installation and an annual service. Terms and conditions apply. Visit [warranty.baxi.co.uk](http://warranty.baxi.co.uk)

# Flue solutions

Multifit flue kits now come with positive screw fixings for all connections and are available in a choice of lengths, to reduce onsite cutting. We offer a choice of colours for the terminals, to match existing rainwater systems and our flues are UV stable. For more information see our flue guide.

	Flue type	Group A (60/100mm)	Group G (80/125mm)
Maximum permissible equivalent flue lengths for Baxi combi, system boilers are:	Horizontal concentric Vertical concentric	10m 10m	20m 20m
Maximum permissible equivalent flue lengths for Baxi heat only boilers are:	Horizontal concentric Vertical concentric	6m 6m	12m 12m
Where inline bends are required in a flue system, the overall length must be reduced by the following amounts:	Concentric pipes	135° bend 93° bend	0.5m 1m

## Horizontal concentric flues Ø 60/100mm

### Multifit Flue Group A

Item	Description (multifit) flue system	Colour	Specification	Key and OD dimensions	Sales code
1	Horizontal telescopic flue inc. low profile elbow and fixing screws	White pipe/white terminal	315mm - 500mm	60/100mm	720599401
2	Horizontal telescopic flue inc. low profile elbow and fixing screws	White pipe/black terminal	315mm - 500mm	60/100mm	720598701
3	Internal fit telescopic flue & elbow kit	White pipe/black terminal	300mm - 470mm	60/100mm	7778296
3b	Internal fit telescopic flue & elbow kit	White pipe/black terminal	420mm - 690mm	60/100mm	7778299
4	Standard horizontal flue inc. low profile elbow and fixing screws*	White pipe/black terminal	685mm	100mm	7222019
4b	1.8m high rise horizontal terminal 60/100	White pipe/black terminal	1800mm	60/100mm	7778067
5	Telescopic rear flue (in case)	White pipe/black terminal	220mm - 345mm	60/100mm	7210434
6	Flue terminal deflector	White		60mm	720644201
7	Flue terminal deflector	Black		60mm	5111068
8	Flue terminal deflector	Brown		60mm	720644301
9	1m flue extension inc. fixing screws	White	1000mm	100mm	720648801
9b	2m high rise extension inc. fixing screws	White	2000mm	60/100mm	7778230
10	0.5m flue extension inc. fixing screws	White	500mm	100mm	720643001
11	0.25m flue extension inc. fixing screws	White	250mm	100mm	720643101
12	93° flue bend inc. fixing screws	White	93°	100mm	720648401
13	135° flue bend inc. fixing screws	White	135°	100mm	720648501
14	135° flue bend inc. fixing screws (pair)	White	135°	100mm	720647901
15	Offset adaptor elbow	White		100mm	720635501
16	Stainless steel terminal guard - Ø 60/100	S/S	Stainless steel	100mm	720627901

## Plume displacement kits Ø 60/100mm

### Multifit Flue Group A

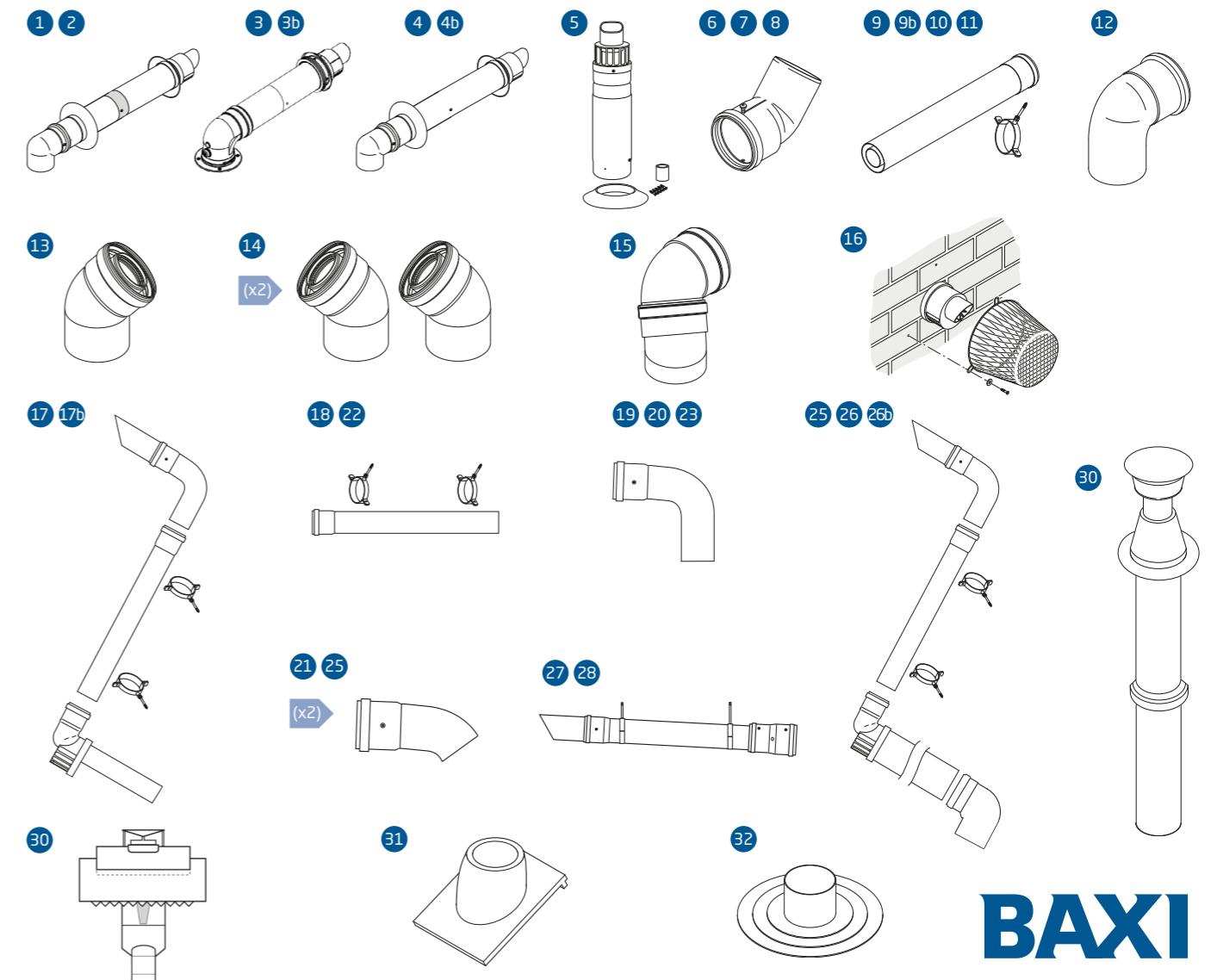
Item	Description (multifit) flue system	Colour	Specification	Key and OD dimensions	Sales code
17	Plume displacement terminal kit for telescopic flue inc. 1m extension and brackets	White		60mm	720627001
17b	PDK inc. 1m extension (for internal fit flue kits)	White pipe/black terminal		60mm	7845831
18	Plume displacement kit extension and brackets	White	1000mm	60mm	720643401
19	Plume displacement kit bend	White	93°	60mm	5121369
20	Plume displacement kit bend - pair	White	135°	60mm	5121370
21	Plume displacement terminal kit for telescopic flue inc. 1m extension and brackets	Black		60mm	720622901
22	Plume displacement kit extension and brackets	Black	1000mm	60mm	720643301
23	Plume displacement kit bend	Black	93°	60mm	720648701
24	Plume displacement kit bend - pair	Black	135°	60mm	720648601
25	Plume displacement terminal kit inc. 1m extension and brackets	White		60mm	7225717
26	Plume displacement terminal kit inc. 1m extension and brackets	Black		60mm	7225716
26b	High rise plume displacement kit (PDK)	Black		60mm	7778272

\* Not compatible with items 16 and 20

## Vertical concentric flues Ø 60/100mm

### Multifit Flue Group A

Item	Description (multifit) flue system	Colour	Specification	Key and OD dimensions	Sales code
27	Under balcony eaves flue kit	White	135°	60mm	7211039
28	Under balcony eaves flue kit	Black	135°	60mm	7211041
29	Vertical flue terminal	Black		100mm	5118576
30	Vertical ridge flue terminal	Brown		100mm	720647101
31	Roof cover plate			125mm	246143
9	1m flue extension inc. fixing screws	White	1000mm	100mm	720648801
10	0.5m flue extension inc. fixing screws	White	500mm	100mm	720643001
11	0.25m flue extension inc. fixing screws	White	250mm	100mm	720643101
12	93° flue bend inc. fixing screws	White	93°	100mm	720648401
13	135° flue bend inc. fixing screws	White	135°	100mm	720648501
14	135° flue bend (pair) inc. fixing screws	White	135°	100mm	720647901
31	Pitched roof flashing		25°/50°	125mm	5122151
32	Flat roof flashing			125mm	246144





# Flue solutions

## Horizontal concentric flues Ø 80/125mm

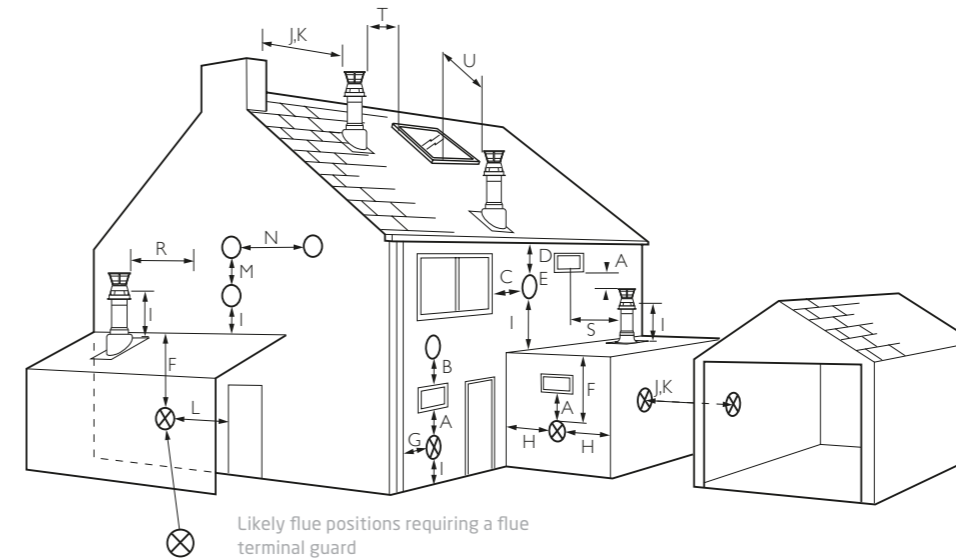
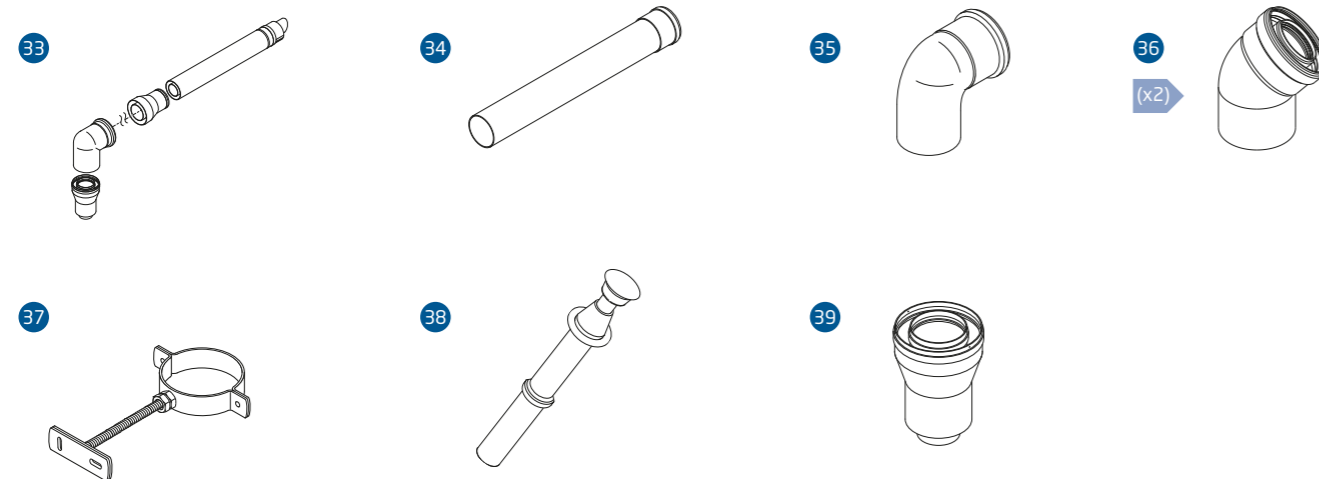
### Multifit Flue Group G

Item	Description (multifit) flue system	Colour	Specification	Key and OD dimensions	Sales code
33	Horizontal flue inc. boiler and terminal adaptors	Black		125mm	5118580
34	1m flue extension	White	1000mm	125mm	5118584
35	Flue bend	White	91.5°	125mm	5118588
36	Flue bend (pair)	White	135°	125mm	5118597
37	Pipe support bracket	White	125mm flue pipes	125mm	5118610

## Vertical concentric flues Ø 80/125mm

### Multifit Flue Group G

Item	Description (multifit) flue system	Colour	Specification	Key and OD dimensions	Sales code
38	Vertical flue terminal	Black		125mm	5111078
34	1m flue extension	White	1000mm	125mm	5118584
35	Flue bend	White	91.5°	125mm	5118588
36	Flue bend (pair)	White	135°	125mm	5118597
39	Flue vertical adaptor	White		100/125mm	5111070
31	Pitched roof flashing		25°/55°	125mm	5122151
32	Flat roof flashing			125mm	246144
37	Pipe support brackets	White	125mm flue pipes	125mm	5118610



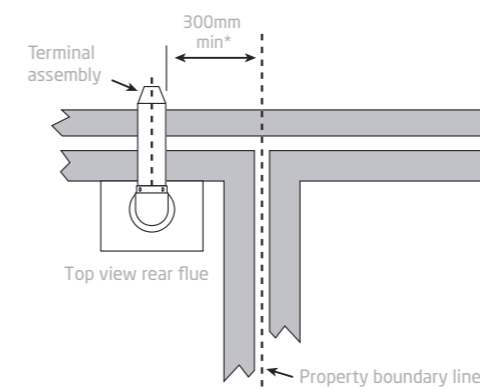
### Terminal position with minimum distance (mm)

A <sup>1</sup>	Directly below an opening, air brick, opening windows etc	300
B <sup>2</sup>	Above an opening, air brick, opening window etc	300
C <sup>1</sup>	Horizontally to an opening, air brick, opening window etc	300
D <sup>2</sup>	Below gutters, soil pipes or drain pipes	25
E <sup>2</sup>	Below eaves	25
F <sup>2</sup>	Below balconies or car port roof	25
G <sup>2</sup>	From a vertical drain pipe or soil pipe	25
H <sup>2</sup>	From an internal or external corner	25
I	Above ground, roof or balcony level	300
J	From a surface or boundary line facing a terminal	600
K	From a terminal facing a terminal (Horizontal flue)	1200
K	From a terminal facing a terminal (Vertical flue)	600

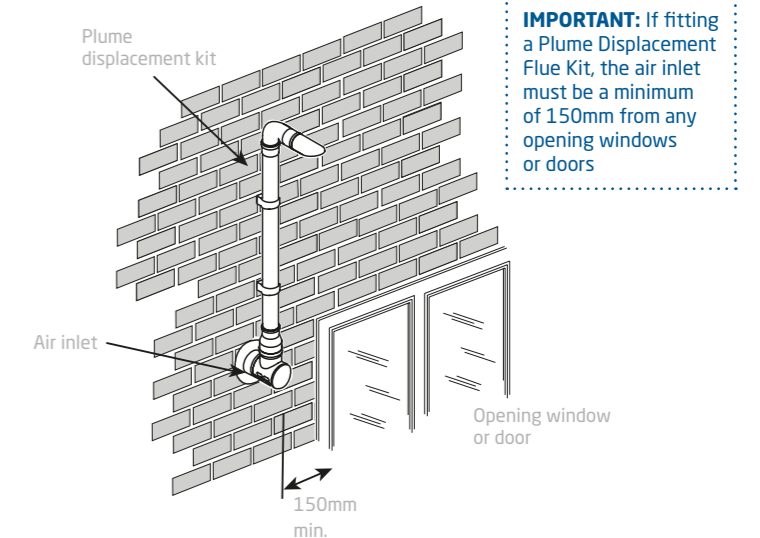
### Terminal position with minimum distance (mm)

L	From an opening in a carport (e.g. door, window) into the dwelling	1200
M	Vertically from a terminal on the same wall	1500
N	Horizontally from a terminal on the same wall	300
R	From adjacent wall to flue (vertical only)	300
S	From an adjacent opening window (vertical only)	1000
T	Adjacent to windows or openings on pitched and flat roofs	600
U	Below windows or openings on pitched roofs	2000

- In addition, the terminal should be no nearer than 150mm to an opening in the building fabric formed for the purpose of accommodating a built-in element such as a window frame.
- Only ONE 25mm clearance is allowed per installation. If one of the dimensions D, E, F, G or H is 25mm then the remainder MUST be as B.S.5440-1.






























**NOTE:** The distance from a fanned draught appliance terminal installed parallel to a boundary may not be less than 300mm in accordance with the diagram.



**IMPORTANT:** If fitting a Plume Displacement Flue Kit, the air inlet must be a minimum of 150mm from any opening windows or doors

All descriptions and illustrations provided in this document have been carefully prepared but we reserve the right to make changes and improvements in our products which may affect the accuracy of the information contained in this leaflet. All goods are sold subject to our standard Conditions of Sale which are available on request.

# Optional controls, accessories and compatibility

Product	Added energy efficiency	Sales code
 Baxi uSense 2 smart room thermostat		7775937
 Baxi uSense 2 power adaptor and gateway kit		7822453
 Baxi single channel wired programmable room thermostat		7212438
 Baxi combi wireless 7-day programmable room thermostat		720030501
 Baxi single channel wired programmer		7212444
 Baxi 24-hour wireless programmable room thermostat		5117391
 Baxi twin channel wired programmer		7212443
 Baxi room thermostat		720971601
 Potterton EP series 1		7211472
 Potterton EP series 2		7211473
 Multifit IFOS - combi		7724181
 Multifit IFOS - system (compatible in addition to IFOS combi/ridge tile)		7729979
 Multifit IFOS - ridge tile		7729943
 Multifit IFOS - extension		7724260
 Multifit filling loop kit		248221
 Multifit rigid filling link (not compatible with Baxi 200 & 400 Combi 2)		7689034
 Multifit Easy-Fill 2		7783329
 Pre-plumb jig 2		7818249
 Multifit rear pipework kit 2		7682790
 Stand-off kit		5117035
 Stand-off kit - Baxi 200 - 400 Combi 2		7813585
 Multifit external boiler discharge pump (PRV and condensate)		720648301
 Remote secondary PRV kit		5121379

Compatibility										
Platinum+ Combi	Platinum+ System	800 Combi 2	800 System 2	800 Heat	600 Combi 2	600 System 2	600 Heat	400 Combi 2	400 Heat	200 Combi 2
•		•			•			•		•
•										
•		•			•			•		•
•		•			•			•		•
•		•			•			•		•
•		•			•			•		•
•	•		•	•		•	•		•	
•	•	•	•	•	•	•	•	•	•	•
•		•			•			•		•
•		•	•					•		•
•	•	•	•	•	•	•	•	•	•	•
•		•			•			•		•
•		•	•	•	•	•	•	•	•	•
•		•			•			•		•
•	•	•	•	•	•	•	•	•	•	•
•	•	•	•	•	•	•	•	•	•	•



**Multifit IFOS (Combi)**  
Horizontal and vertical flue terminal sensor clips  
SALES CODE: 7724181




**Multifit IFOS (System)**  
Ridge tile terminal pre-installed with IFOS  
SALES CODE: 7729979



**Multifit Ridge Tile IFOS**  
Ridge tile terminal pre-installed with IFOS  
SALES CODE: 7729943



**Multifit IFOS Extension**  
Extends length of IFOS kits by up to 5 metres  
SALES CODE: 7724260

**Key**  = added energy efficiency



# Baxi installers can get hands on with free product training

Baxi offer practical hands on training to installers at one of our national, market leading training centres nationwide.

## Practical, hands-on training

Baxi has built a reputation as one of Europe's most trusted boiler manufacturers by consistently setting and raising standards. We are always searching for new and better ways to service and support installers. That's why our training is very practical and hands-on. Every course in this guide is designed to help you improve your skills, so you can work confidently and efficiently.

## Delivered by experts

Our trainers are accredited, former heating engineers with over 300 years combined experience, they have experience of the challenges faced day-in, day-out.

## Local training centres across the UK

Wherever you are, you don't have to travel far to improve your skills.

## CIPHE

Our flagship training centres in Warwick, Dartford and Warrington have been awarded CIPHE Approved Training Centre (ATC) status, the first boiler manufacturer to receive this status.

## Tailored to your needs

Our courses are flexible to fit in with your requirements and schedule.


**To find out more or book onto an upcoming training course, please contact your local Baxi Area Sales Manager.**

[baxi.co.uk/meet-your-asm](http://baxi.co.uk/meet-your-asm)



**How we make it easy**  
Local training centres means less travelling for you





Join the installer loyalty scheme that really

# WORKS FOR YOU



Earn reward points for eligible product registrations



Receive automated service reminders and expert advice



Access the Baxi Toolbelt app for Gas Safe registered installers



Appear on the Baxi Find an Installer listing



Earn points for cylinders (even if you're not Gas Safe registered)



Enjoy the premium benefits of being a Baxi Approved Installer, when you register at least 20 eligible products a year



Get priority engineer call-outs

*Sign up today* →

[baxiworks.co.uk](https://baxiworks.co.uk)

# How we can help



## Baxi Customer Support

- Team of experts with products at hand to support installation, service and repair
- Further technical support and how-to videos available at [baxi.co.uk](https://www.baxi.co.uk)

Call us on **0344 871 1525**



## Baxi Genuine Parts

- Approved parts for Baxi products
- Guaranteed quality, safety and reliability
- Nationwide network of approved stockists
- Lifetime support for Baxi products
- Range of heating essentials available

Call our knowledgeable and helpful team on **0344 871 1540** or visit [baxi.co.uk/baxi-genuine-parts.htm](https://www.baxi.co.uk/baxi-genuine-parts.htm) to identify parts and find your nearest stockist



## Training

- Practical, hands on training
- Free of charge product training
- A range of specialist courses
- Expert trainers, all accredited, former heating engineers
- Training centres across the UK

Visit [baxi.co.uk/training](https://www.baxi.co.uk/training) or call **0344 335 4207**



## Baxi Works

Sign up to **Baxi Works**, Baxi's online loyalty scheme for installers. Benefits include:

- Same or next day engineer call out from Baxi Customer Support\*
- Free Gas Safe notification and easy warranty registration
- Scan your QR and barcode using the Baxi Toolbelt App
- Free annual service reminders sent to your customers on your behalf
- Free listing on [baxi.co.uk](https://www.baxi.co.uk) to receive homeowner leads
- Earn points for every boiler you register.

Visit [baxiworks.co.uk](https://www.baxiworks.co.uk) to find out more



## Area sales managers

Our UK wide network of dedicated Baxi Area Sales Managers are always on hand to help you with any queries about our products, training and services. Find your local representative at [baxi.co.uk](https://www.baxi.co.uk)



## Literature

You can order all the literature you need for you and your customers, including:

- Range guides
- Product brochures for consumers
- Installation instructions
- User guides
- Instructions for discontinued products

Call the Baxi literature hotline on **0344 871 1525** or contact your local Baxi Area Sales Manager.

All our literature can be downloaded from our website [baxi.co.uk](https://www.baxi.co.uk)

\* Full Baxi Works terms and conditions apply.





0344 871 1525

#### Opening hours

Monday - Friday, 8am - 6pm

Weekends and Bank Holidays, 8.30am - 2pm

We are open 365 days a year.

Please note calls may be monitored or recorded.



[baxi.co.uk](http://baxi.co.uk)



[info@baxi.co.uk](mailto:info@baxi.co.uk)



Baxi

Brooks House

Coventry Road

Warwick CV34 4LL



This brochure is printed on paper sourced from well managed forests and other controlled sources. This brochure is printed using vegetable based inks. Please recycle this brochure when you have finished with it.

Baxi policy is one of continual improvement and development. The right to change specification and appearance without prior notice is reserved. The reproduction of colours is as accurate as photographic and printing processes allow. The consumer's statutory rights are not affected. E&OE

BaxiRangeGuide/April23