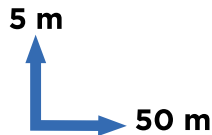


# Saniaccess Pump



See page 10


## PRODUCT BENEFITS

- Domestic pump for grey water
- Easy maintenance: double access to the product
- Ideal for rental properties

## CONNECTIONS

← Discharge diameter ext. : 32 mm

→ External inlet diameter : 40 mm



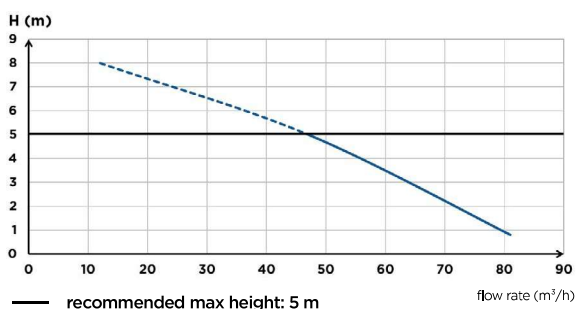
## PACK CONTAINS

Saniaccess Pump, non-return valve, connectors, activated carbon filter included to neutralise odours

## TECHNICAL FEATURES

Number of inlets	3
External inlet diameter	40 mm
Discharge diameter ext.	32 mm
Max. incoming temperature	75°C intermittently (max. 5 min)
Min. shower tray height	150 mm
Activation level	95 mm
Voltage / Frequency	220-240 V / 50-60 Hz
Motor power	400 W
IP Rating	IP44
Electrical class	I
Noise level	46 dB(A)
<b>Identification and logistics</b>	
Gross weight	7 kg
EAN code	3308815013190
Product code	1903

## CURVE



## DIMENSIONS

