



OSMO[®] T1 Concealed Cistern

- ~ **Category 5** Cistern with **Axis Technology™**
- ~ **Reversible** Cistern Body
- ~ Easy **Top Access** with **Snaplock Lid™**

Dudley



The world's first **Fluid Category 5 Certified Cistern**

OSMO[®] T1

CATEGORY 5 CISTERN

WITH AXIS TECHNOLOGY[®]

MULTIPLE INLET AND OUTLET OPTIONS

TYDE's OSMO[®] T1 is a top access concealed reversible cistern with AXIS technology[®] creating multiple inlet and outlet options as standard for pod applications.

Perfectly designed to be mounted behind IPS, within compact voids or on timber and steel framed pods.

Manufactured in the UK by TYDE, OSMO[®] T1 is a new innovative concealed cistern designed to easily achieve multiple inlet/ outlet options and is fully water regulations compliant in standard height pod shelves.

Product	Code
OSMO T1 [®] Cistern	377201

Fluid Category 5 Certified

The only way to achieve a water regulations compliant cistern

Fully Reversible Cistern

Unique reversible cistern body due to AXIS Technology[®] achieving multiple inlet and outlet options

Easy Top Access

Easy top access with snaplock lid[™]




Flush Pipe Stability System

Flush Pipe Stability System (FPSS[™]) with SureLock[™] Bracket




Water Saving

Fitted with WRAS approved Dudley Niagara Pneumatic Flush Valve and Dudley Hydroflo Delay Fill Brass Tail Inlet Valve (Side or Bottom Inlet) as standard providing multiple flushing options.



Range of Buttons and Push Plates

Compatible with the entire TYDE range of push buttons and push plates.



Multiple Inlet & Outlet Options

Axis Technology® allows for multiple inlet and outlet options to be achieved, reducing installation time.



Compact and Versatile

Slim 110mm deep cistern body to fit into compact spaces.



DID YOU KNOW?

Based in the UK

TYDE operate our own manufacturing centre in Dudley, West Midlands.

Wide Range

TYDE can supply everything from toilet syphons to damage resistant sanitary-ware

WRAS approved

TYDE products are tested in our own WRAS level testing laboratory.

Project Support

We are committed to building long term partnerships based on our core values of Teamwork, Partnership and Family.

6,000 Products

Our specification team can identify relevant product categories from our extensive range of over 6,000 products.




Washroom Fill & Flush

TYDE's Dudley products have earned an unrivalled reputation among professional installers because the trade have helped us create them.

Our development teams include highly experienced plumbers, who know what it's really like on the job. That's why we design products that are quicker and easier to fit and service.

- ~ World's **FIRST** fluid category 5 certified cistern
- ~ **AXIS** technology®; multiple inlet & outlet options
- ~ Easy **TOP ACCESS** with snaplock lid™

Dudley



Also available - OSMO F1®
The World's First Front Access Syphon Cistern



What the professionals say...

- “ Great to have left hand and right hand inlets on the same unit; game changer for me ”
Plumber
- “ The T1 & Turbo Edge are simply quality products from a quality manufacturer... ”
Plumber
- “ Compliant, compact, quick and easy to access and install ”
Pod Manufacturer

Visit our website

Visit our website and search our extensive range of plumbing parts, find key product information such as technical specifications, installation and troubleshooting guides and create your order all in one place using our Quote Builder function.



TYDE

295 Birmingham New Road
Dudley, West Midlands
United Kingdom
DY1 4SJ

A Thomas Dudley Business

t +44 (0)121 530 7000

f +44 (0)121 557 5345

e info@tyde.co.uk

w www.thomasdudley.co.uk/tyde

