


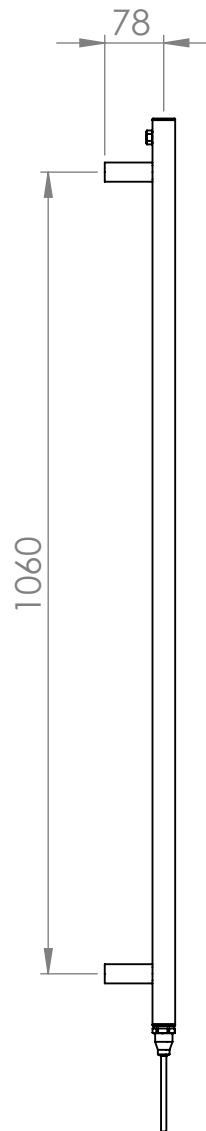
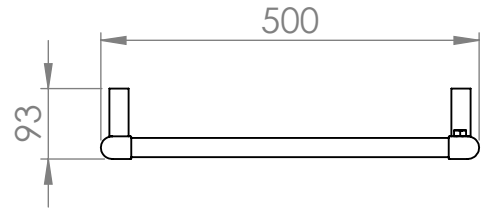
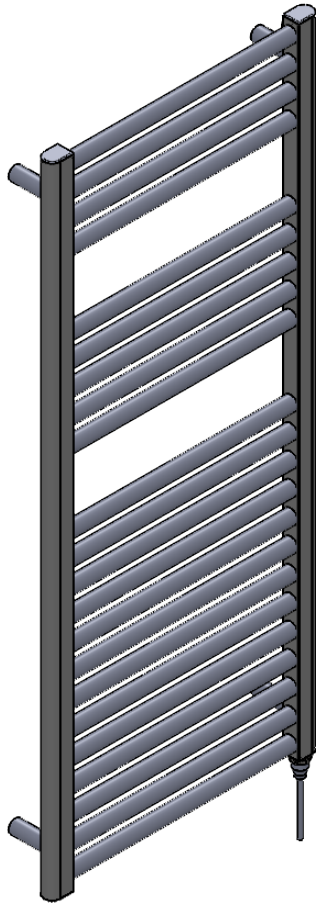
# Focus MD001 1200x500

Height: 1200  
Width: 500  
Depth: 93  
Weight HO: 10.5 kg  
EO: 18.5 kg

Tube  $\phi$  : 25 + 30x40 D Section  
Pipe Centres: 455  
Elec. element if specified: 300  
Output @ 50° C  $\Delta$  T Watts: 663  
BTUs: 2262

All dimensions in millimetres

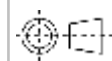
Manufactured from Mild Steel



position of element  
if specified dual  
energy\*/ electric

\*Dual energy models require a conversion-tee, consult relevant drawing for details.

Vogue UK Ltd. reserve the right to alter specifications without prior notice.  
ALL MEASUREMENTS ARE NOMINAL DIMENSIONS ONLY, AND ARE NOT BINDING.



**SCALE 1:10**



**VOGUE UK**  
TOWEL WARMERS & RADIATORS

Strawberry Lane, Willenhall  
West Midlands WV13 3RS  
Tel: 01902 387000 Fax: 01902 387001  
e-mail: sales@vogueuk.co.uk www.vogueuk.co.uk