

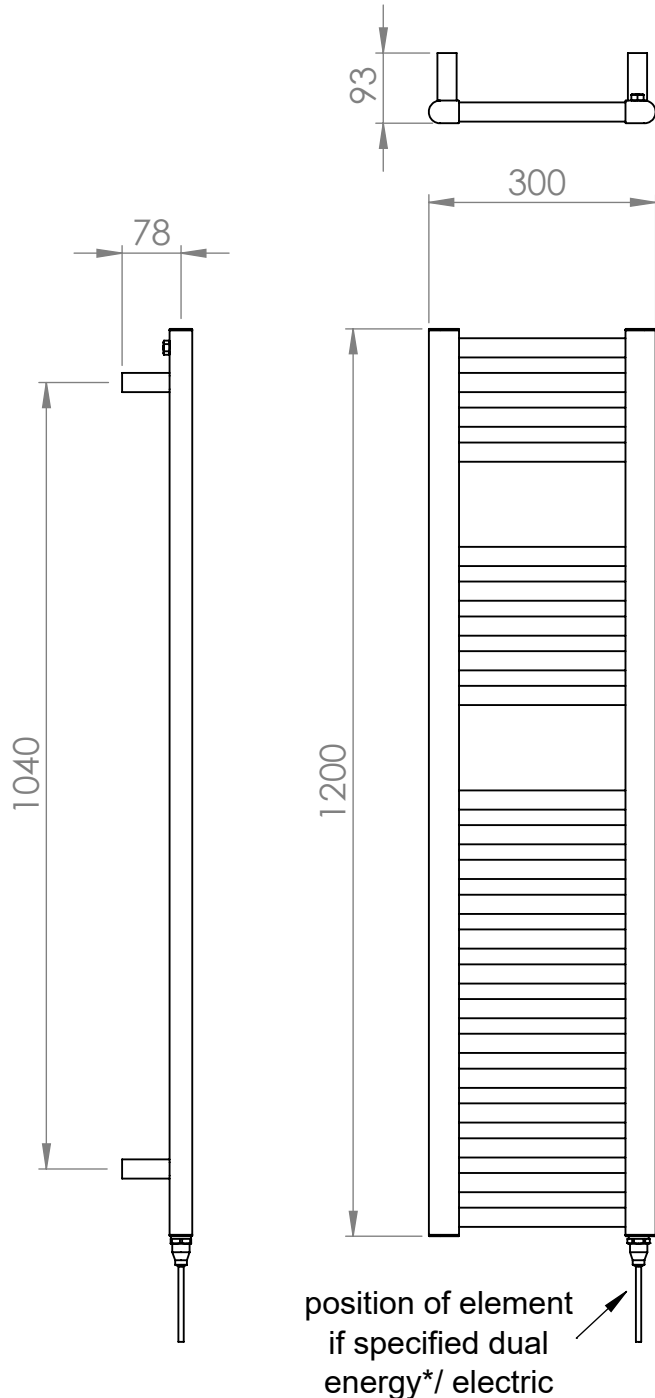
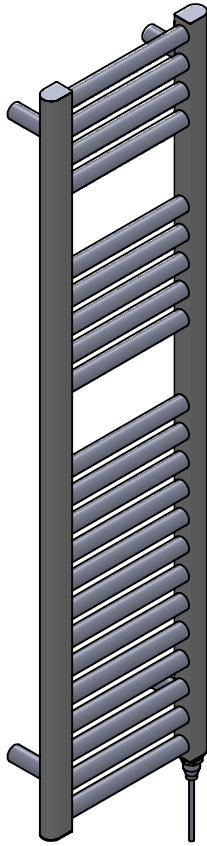
Focus MD001 1200x300

Height: 1200
Width: 300
Depth: 93
Weight HO: 7.5 kg
EO: 11.5 kg

Tube ϕ : 25 + 30x40 D Section
Pipe Centres: 255
Elec. element if specified: 200
Output @ 50°C Δ T Watts: 424
BTUs: 1447

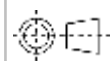
All dimensions in millimetres

Manufactured from Mild Steel



*Dual energy models require a conversion-tee, consult relevant drawing for details.

Vogue UK Ltd. reserve the right to alter specifications without prior notice.
ALL MEASUREMENTS ARE NOMINAL DIMENSIONS ONLY, AND ARE NOT BINDING.



SCALE 1:10



VOGUE UK
TOWEL WARMERS & RADIATORS

Strawberry Lane, Willenhall
West Midlands WV13 3RS
Tel: 01902 387000 Fax: 01902 387001
e-mail: sales@vogueuk.co.uk www.vogueuk.co.uk