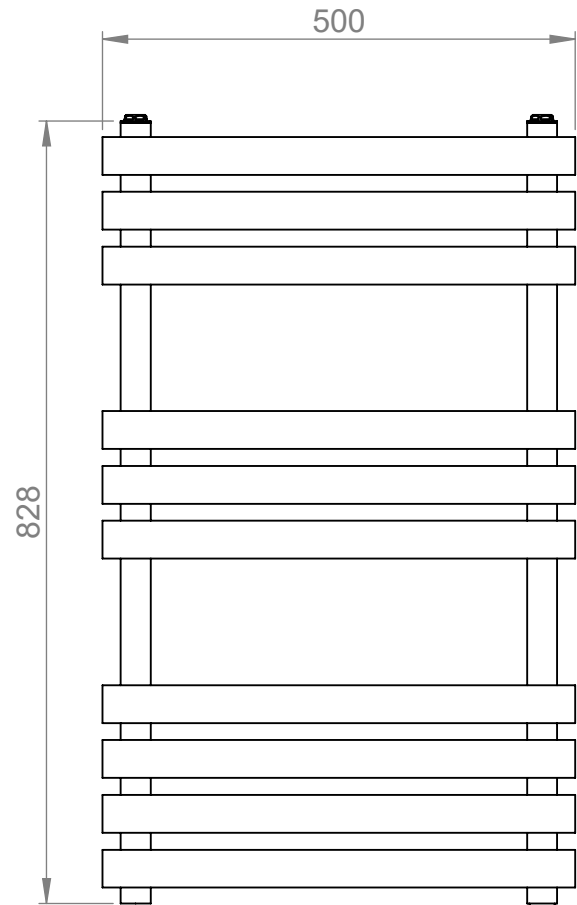
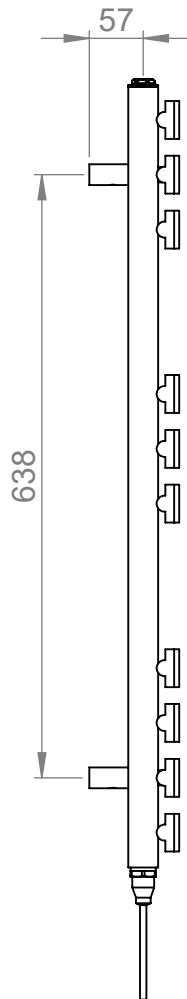
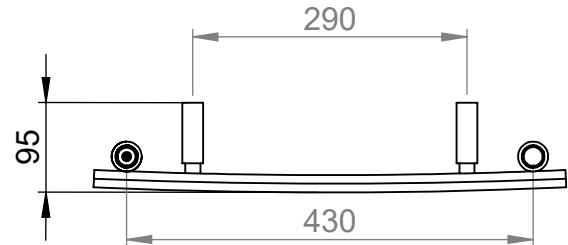
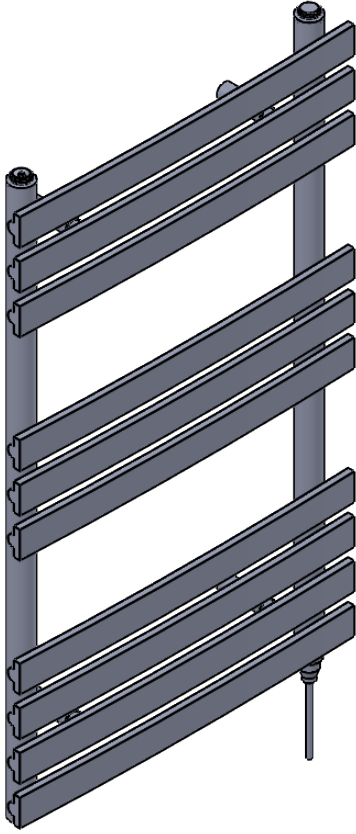


Arc - Matt Black MD065 828x500x95mm

Height: 828mm Tube ϕ : 32 + 18x40mm
 Width: 500mm Pipe Centres: 430mm
 Depth: 95mm Elec. element if specified: 150W
 Weight HO: 8.8 kg Output @ 50° C Δ T Watts: 290W
 EO: kg BTUs: 989

All dimensions in millimetres

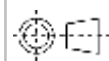
Manufactured from Mild Steel



position of element
if specified dual
energy*/ electric

*Dual energy models require a conversion-tee, consult relevant drawing for details.

Vogue UK Ltd. reserve the right to alter specifications without prior notice.
 ALL MEASUREMENTS ARE NOMINAL DIMENSIONS ONLY, AND ARE NOT BINDING.



SCALE 1:8



Strawberry Lane, Willenhall
 West Midlands WV13 3RS
 Tel: 01902 387000 Fax: 01902 387001
 e-mail:sales@vogueuk.co.uk www.vogueuk.co.uk