

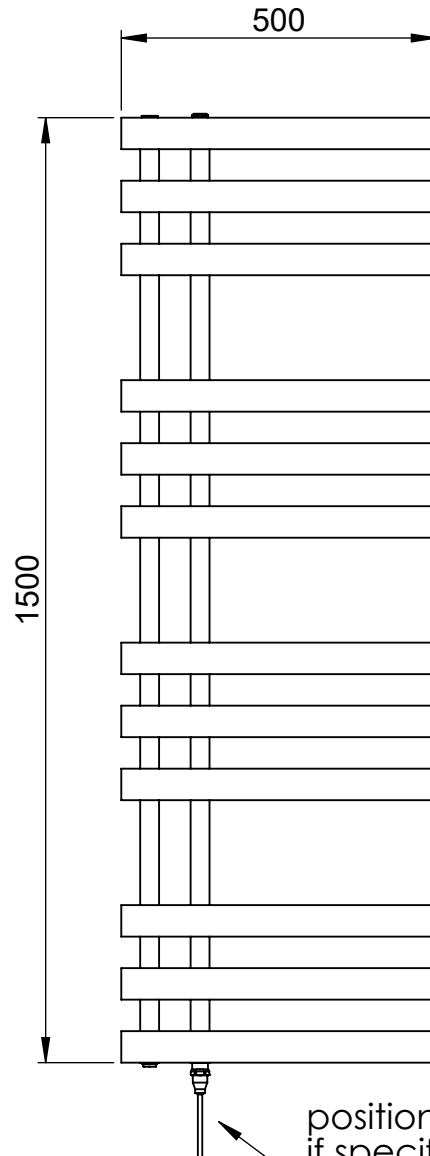
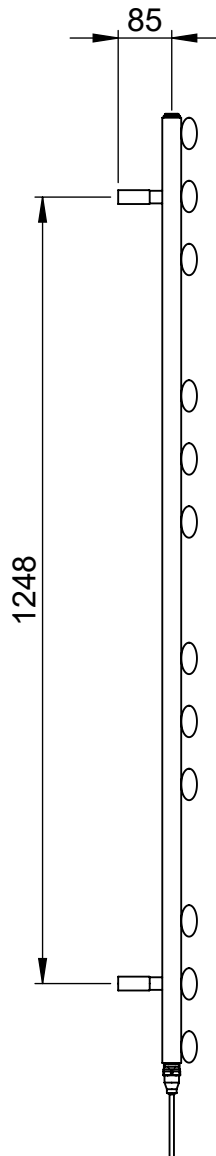
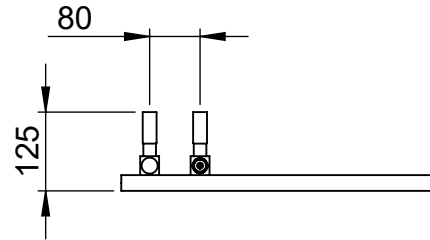
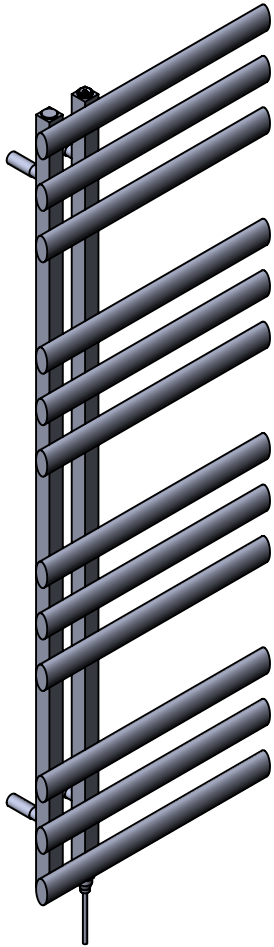
Amie CN065 1500x500

Height: 1500
Width: 500
Depth: 125
Weight HO: kg
EO: kg

Tube ϕ : 30x30sq + 25x50 oval
Pipe Centres: 80
Elec. element if specified: 400
Output @ 50°C Δ T Watts: 309
BTUs: 1054

All dimensions in millimetres

Manufactured from mild steel



*Dual energy models require a conversion-tee, consult relevant drawing for details

Vogue UK Ltd. reserve the right to alter specifications without prior notice.
ALL MEASUREMENTS ARE NOMINAL DIMENSIONS ONLY, AND ARE NOT BINDING.



SCALE 1:20



VOGUE UK
TOWEL WARMERS & RADIATORS

Strawberry Lane, Willenhall
West Midlands WV13 3RS
Tel: 01902 387000 Fax: 01902 387001
e-mail:sales@vogueuk.co.uk www.vogueuk.co.uk