

BAXI



Baxi range guide

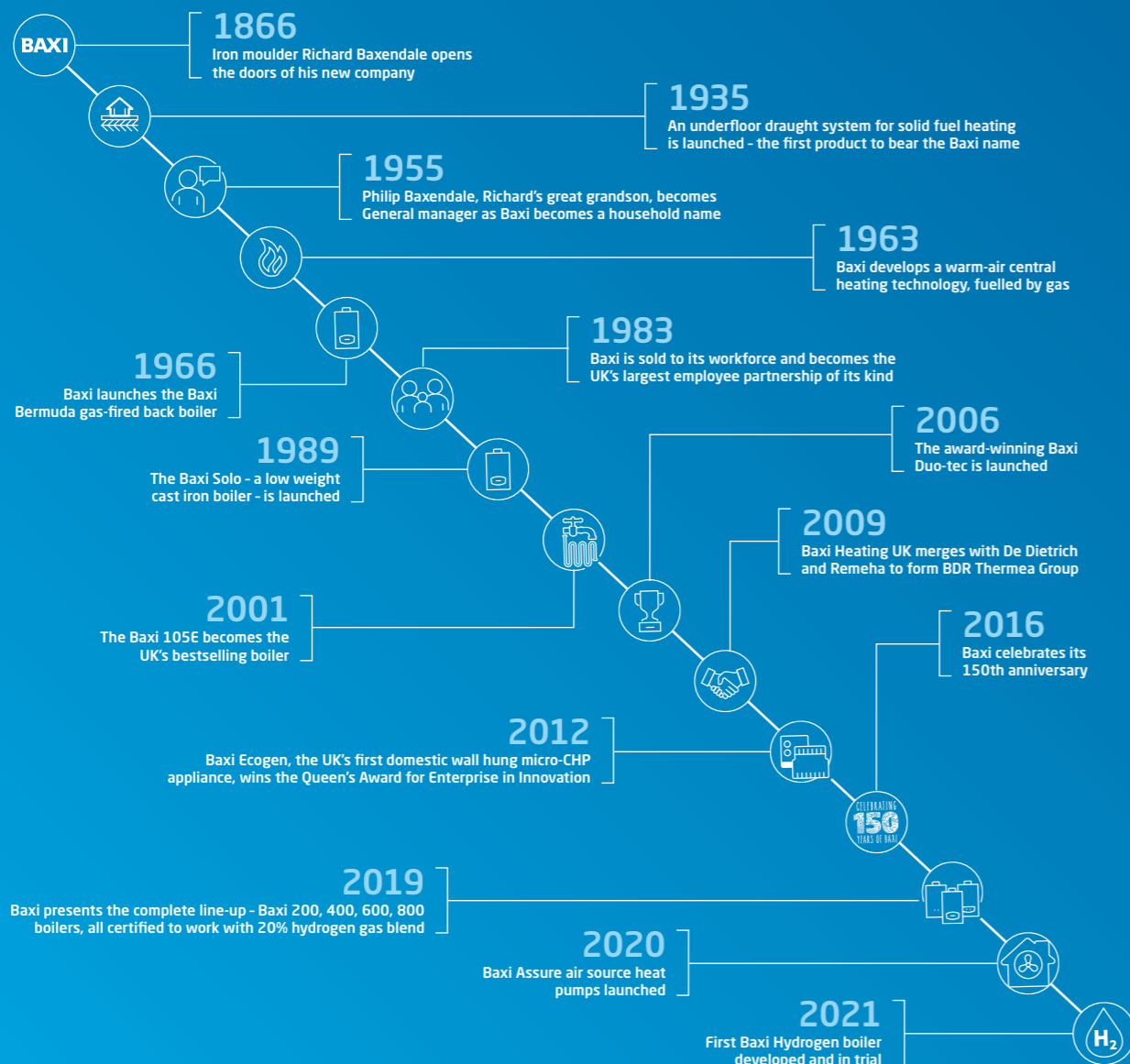
A brand you can trust

Baxi is proud to have been manufacturing in the UK since 1866. We are passionate about delivering reliable products and responsive services for our customers.

Sustainability is embedded in all we do, and we are committed to being a cleaner, greener manufacturing business. We support our customers by offering them clever heating solutions that keep their homes and businesses warm without warming the planet.

A BRIEF HISTORY OF BAXI

Baxi has been manufacturing in the UK for over 150 years. It has a heritage of providing cutting edge heating products for homes and is the best known boiler manufacturer amongst homeowners.[†]



[†] According to independent research.

BAXI

We are committed to making your experience with Baxi as easy as possible.

Reliability

Every Baxi boiler we make has to pass a full function test using gas, water and electricity, before it leaves the production line. If it doesn't pass with 100%, it doesn't leave the factory.

Warranty

We are so confident in the reliability of our boilers that we provide free of charge parts and labour warranties* up to 10 years. This provides peace of mind for both you and your customers. Our warranty terms and conditions are easy to understand and have been approved by the Plain English Campaign.

Efficiency

Baxi boilers meet or exceed the efficiency requirements of the Building Regulations. They also meet the standards for energy performance required to be Energy Saving Trust Endorsed. This means your customers know they will be able to save money and energy.

Support

We are there for you when you need us. Our technical helpline advisers have many years' experience and will talk you through, step by step, if you need help while installing or maintaining a boiler. And we have a nationwide network of Gas Safe registered engineers, fully trained on our products, if you need them, even for same or next day visits**

Call Baxi Customer Support: 0344 871 1525

Easy to install

Our boilers come with a wall bracket and are simple to commission saving you time. Our combi boilers are compatible with the simple to fit Baxi IFOS (In flue outdoor sensor), making it easy for you to comply with Boiler Plus.

* Subject to registration within 30 days of installation and an annual service. Terms and conditions apply. Visit warranty.baxi.co.uk
** For members of Baxi Works, depending on membership level.

THE COMPLETE LINE-UP.

Baxi presents to you the complete line up. A product solution for every customer.

BAXI 200 COMBI 2



BAXI 400 COMBI 2 & HEAT



BAXI 600 COMBI



BAXI 600 SYSTEM & HEAT



BAXI 800 COMBI, SYSTEM & HEAT



BAXI 200 COMBI 2

- Outputs 24 and 28kW 24kW LPG
- Compact cupboard fit
- 26.5 to 27.5kg lift weight
- Simple hanging bracket
- Optional stand-off frame
- Central top flue
- Internal pressure gauge
- Combined PRV with separate drain
- Connectable boiler ready*
- Compatible with OpenTherm
- Baxi uSense compatible
- Multifit IFOS compatible

BAXI 400 COMBI 2

- Outputs 24 and 30kW 24kW and 30kW LPG
- Compact cupboard fit
- 28 to 29kg lift weight
- Brass hydraulics block
- Simple hanging bracket
- Temporary filling link
- Optional stand-off frame
- Central top flue
- Internal pressure gauge
- Combined PRV with separate drain
- Connectable boiler ready*
- Compatible with OpenTherm
- Baxi uSense compatible
- Multifit IFOS compatible

BAXI 400 HEAT

- Outputs 15, 18, 24kW
- Compact cupboard fit
- 17.4 to 19.5kg lift weight
- Wall mounting plate
- No pump overrun or permanent live required
- Central top flue or in-case rear flue option
- Extremely quiet in operation

BAXI 600 COMBI

- Outputs 24, 30 and 36kW 24, 30 and 36kW LPG
- Compact cupboard fit
- 29.2 to 30.5kg lift weight
- Simple hanging bracket
- Built in stand-off frame
- Brass hydraulics block
- Central top flue
- Easy-Fill permanent filling link
- Baxi uSense compatible
- Multifit IFOS compatible

BAXI 600 SYSTEM

- Outputs 15, 18 and 24kW 24kW LPG
- Compact cupboard fit
- 28.1kg lift weight
- Built in stand-off frame
- Front access to all components
- Brass hydraulics block
- Central top flue
- Multifit IFOS compatible

BAXI 600 HEAT

- Outputs 13, 16, 19, 25 and 30kW
- Compact cupboard fit
- 17.4 to 19.5kg lift weight
- Wall mounting plate
- No pump overrun or permanent live required
- Central top flue or in-case rear flue option
- Extremely quiet in operation

BAXI 800 COMBI

- Output 25, 30 and 36kW
- Compact cupboard fit
- 29.2 to 30.5kg lift weight
- Compact Adey Micro2 filter included
- Simple hanging bracket
- Built in stand-off frame
- Brass hydraulics block
- Central top flue
- Easy-Fill permanent filling link
- Baxi uSense compatible
- Multifit IFOS compatible

BAXI 800 SYSTEM

- Output 18 and 24kW
- Compact cupboard fit
- 28.1kg lift weight
- Compact Adey Micro2 filter included
- Simple hanging bracket
- Built in stand-off frame
- Brass hydraulics block
- Central top flue
- Multifit IFOS compatible

BAXI 800 HEAT

- Outputs 16, 25 and 30kW
- Compact cupboard fit
- 17.4 to 19.5 lift weight
- Compact Adey Micro2 filter included
- Wall mounting plate
- No pump overrun or permanent live required
- Central top flue or in-case rear flue option
- Extremely quiet in operation

* Will be compatible with future connected services

Boiler specification matrix



	Baxi 200 Combi 2	Baxi 400 Combi 2	Baxi 400 Heat	Baxi 600 Combi
Outputs kW	24, 28, 24LPG	24, 30, 24LPG, 30LPG	15, 18, 24	24, 30, 36, 24LPG, 30LPG, 36LPG
Flow rate (@35°C rise)	9.8, 11.5	9.8, 11.9	n/a	10.2, 12.2, 15
Installer lift weight kg	26.5 to 27.5	28 to 29	17.4	29.2 to 30.5
Heat exchanger	Stainless steel	Stainless steel	Aluminium	Stainless steel
Hydraulics	Composite	Brass	n/a	Brass
Pump	Grundfos	Grundfos	n/a	Grundfos
Cupboard fit	✓ (fits in a 290mm deep cupboard)	✓ (fits in a 290mm deep cupboard)	✓ (fits in a 290mm deep cupboard)	✓ (fits in a 290mm deep cupboard)
Filling device	Optional	Temporary filling link	Optional flexible link	Easy-Fill permanent filling link
Flue position	Top central	Top central	Top central and in-case rear	Top central
Warranty (parts & labour)	2 Years	5 Years	5 years	7 Years
Mounting	Hanging bracket	Hanging bracket	Hanging bracket	Hanging bracket
Expansion vessel size	7 Litres	7 Litres	N/A	7 Litres
Boiler temperature controls	CH & DHW potentiometer	CH & DHW potentiometer	CH Dial	CH & DHW potentiometer
Connectable boiler ready*	✓ (optional)	✓ (optional)	✗	✗
uSense compatible	✓	✓	✗	✓
Sound power levels DBA	48	48	39 - 45	48 - 51

	Baxi 600 System	Baxi 600 Heat	Baxi 800 Combi	Baxi 800 System	Baxi 800 Heat
Outputs kW	15, 18, 24, 24LPG	13, 16, 19, 25, 30	25, 30, 36	18, 24	16, 25, 30
Flow rate (@35°C rise)	n/a	n/a	10.2, 12.2, 15	n/a	n/a
Installer lift weight kg	28.1	17.4 to 19.5	29.2 to 30.5	28.1	17.4 to 19.5
Heat exchanger	Stainless steel	Aluminium	Stainless steel	Stainless steel	Aluminium
Hydraulics	Brass	n/a	Brass	Brass	n/a
Pump	Grundfos	n/a	Grundfos	Grundfos	n/a
Cupboard fit	✓ (fits in a 290mm deep cupboard)	✓ (fits in a 290mm deep cupboard)	✓ (fits in a 290mm deep cupboard)	✓ (fits in a 290mm deep cupboard)	✓ (fits in a 290mm deep cupboard)
Filling device	Optional flexible link	Optional flexible link	Easy-Fill permanent filling link	Optional flexible link	Optional flexible link
Flue position	Top central	Top central and in-case rear	Top central	Top central	Top central and in-case rear
Warranty (parts & labour)	7 Years	7 years	10 Years	10 years	10 years
Mounting	Hanging bracket	Hanging bracket	Hanging bracket	Hanging bracket	Hanging bracket
Expansion vessel size	7 Litres	n/a	7 Litres	7 litres	7 litres
Boiler temperature controls	CH potentiometer	CH dial	CH & DHW potentiometer	CH potentiometer	CH dial
Connectable boiler ready*	✗	✗	✗	✗	✗
uSense compatible	✗	✗	✓	✗	✗
Sound power levels DBA	46 - 51	37 - 49	48 - 51	48 - 51	39 - 49

† Terms and conditions apply. See www.baxi.co.uk for details.
* Will be compatible with future connected services.

Baxi Platinum+ Combi



The Baxi Platinum+ Combi boiler has been designed to give premium hot water performance. It delivers a flow rate up to 16.4 litres per minute and comes with a 10 year parts and labour warranty† for complete peace of mind. In the box is a compact Adey Magnaclean Micro2 magnetic system filter to protect the heating system and boiler. It is British built with tough brass hydraulics and has an OpenTherm interface giving greater control of the boiler when installed with compatible OpenTherm controls.

Feature	Benefit
Exceptional flow rate up to 16.4 litres per minute (35°C rise)	Ideal for homes with high hot water requirements
Easy-Fill permanent filling link	Single spring loaded lever enables end user to top up system pressures quickly and easily
Compact Adey Magnaclean Micro 2 magnetic system filter included	Protects the heating system and boiler
Built in frost thermostat	Suitable for siting in garages and lofts
Compatible with Multifit flue kits	Industry leading choice of bends, lengths and accessories
OpenTherm interface	Gives greater control of the boiler when installed with compatible OpenTherm controls
Compatible with Baxi uSense	Heating can be operated via a smart device
Front access to all components	Easy to service and maintain
Compatible with Baxi IFOS (In flue outdoor sensor)	For easier compliance with Boiler Plus
Optional stand-off frame	For neater installations with hidden rear pipework

† Subject to registration within 30 days of installation and an annual service. Terms and conditions apply. Visit warranty.baxi.co.uk

Baxi Platinum+ Combi

		Platinum+ 40
		7731616
Sales code (boiler only)		
Gas		
Natural gas		✓
Propane LPG		N/A
Inlet supply pressure	mbar (nominal)	20
Maximum Gas Rate (G20) Qmax	m ³ /hr	4.36
Heat input CH	kW (max) Gross (QnHs)	36.4
	kW (min) Gross (QnHs)	11
Heat output CH (non-condensing)	kW (Max) (Pn)	32
	kW (Min) (Pn)	9.6
Heat output CH (condensing)	kW (Max) (Pnc)	34.4
	kW (Min) (Pnc)	12.1
Heat input domestic hot water (DHW)	kW max gross (QnwHs)	45.7
Heat output domestic hot water (DHW)	kW max	40
Water heating efficiency class		A
Electrical		
Permanent live required		✓
External fuse rating	Amps	3
Pump overrun		✓
Integral 'boiler only' frost thermostat		✓
Hydraulic		
Maximum DHW flow rate (Delta T @ 35°C rise)	l/min	16.4
Minimum DHW flow rate required	l/min	2
Minimum operating DHW pressure required	bar	0.5
Integral expansion vessel	Size (litres)	10
Maximum capacity of CH system	Litres	125
Integral automatic bypass		✓
Weights		
Installer lift weight (boiler)	(kg)	42.2

What's in the box?


Baxi Platinum+ Combi boiler Pre-plumbing jig



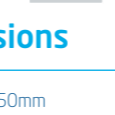
Adey Magnaclean Micro2



Easy-Fill permanent filling link




Literature and fittings pack



Copper pipe tails

- CH 22mm
- Cold water inlet / DHW outlet 15mm
- Gas 22mm
- Condense
- Safety discharge 15mm

What's inside?



Dimensions

- A width 450mm
- B height 780mm
- C depth 345mm

Service clearances

- D side 5mm*
- E upper 175mm (300mm if using 80/125 flueing system)
- F lower 150mm*
- G front 5mm*

* These are minimum recommended dimensions, greater clearance will aid installation and maintenance
† 450mm for servicing purposes



Baxi Platinum+ System



COMPACT SIZE

BRASS HYDRAULICS

EXTENSIVE FLUE OPTIONS

ADEY MICRO2 MAGNETIC FILTER



The Baxi Platinum+ System boiler is the perfect choice for homes with a high demand for hot water. It has easy to use controls and is backed by a 10 year warranty[†], giving you peace of mind. In the box is a compact Adey Magnaclean Micro2 magnetic system filter to protect the heating system and boiler.

Feature	Benefit
10 year parts and labour warranty [†]	For complete peace of mind
Output 32kW	To suit larger property sizes
Adey Micro2 compact system filter	Industry leading for total peace of mind
Pre-plumbing jig and preformed copper tails	Easy to install, saving time and money
Built-in frost thermostat	Suitable for siting in garages and lofts
Front access to all components	Easy to service and maintain
Compatible with Megafluo cylinders	For industry leading hot water performance
Compatible with Multifit flue kits	Industry-leading choice of lengths, bends and accessories
Optional stand-off frame	For neater installations with hidden rear pipework

Baxi Platinum+ System

Platinum+ 32

7753173


Sales code (boiler only)		7753173
Gas		
Natural gas		✓
Propane LPG		N/A
Inlet supply pressure	mbar (nominal)	20
Maximum Gas Rate (G20) Q _{max}	m ³ /hr	3.48
Heat input CH	kW (max) Gross (Q _{nHs})	36.4
	kW (min) Gross (Q _{nHs})	10.8
Heat output CH (non-condensing)	kW (Max) (P _n)	32
	kW (Min) (P _n)	9.4
Heat output CH (condensing)	kW (Max) (P _{nc})	34.4
	kW (Min) (P _{nc})	10.2
Electrical		
Permanent live required		✓
External fuse rating	Amps	3
Pump overrun		✓
Integral 'boiler only' frost thermostat		✓
Hydraulic		
Integral expansion vessel	Size (litres)	10
Maximum capacity of CH system	Litres	125
Integral automatic bypass		✓
Weights		
Installer lift weight (boiler)	(kg)	38.4

What's in the box?

Baxi Platinum+ System boiler Pre-plumbing jig



What's inside?



Dimensions Service clearances

A width	450mm	D side	5mm*
B height	780mm	E upper	175mm (300mm if using 80/125 flueing system)
C depth	345mm	F lower	150mm*
		G front	5mm*†

* These are minimum recommended dimensions, greater clearance will aid installation and maintenance
† 450mm for servicing purposes

[†] Subject to registration within 30 days of installation and an annual service. Terms and conditions apply. Visit warranty.baxi.co.uk

Baxi 800 Combi



COMPACT SIZE

EASY FILL

INTEGRAL PIPES BEHIND



The Baxi 800 Combi has a 10 year parts and labour warranty† and includes a compact Adey Magnaclean Micro2 magnetic system filter to protect the boiler and heating system. The boiler is small enough to fit into a 290mm deep cupboard, has a built in pipes behind facility within the boiler casing and brass hydraulics.

Feature	Benefit
Outputs 25kw, 30kw, 36kw	To meet different end user hot water requirements (up to 15 litres per minute)
Compact Adey Magnaclean Micro 2 magnetic system filter included	Protects the heating system and boiler
Compact cupboard fit	Can be installed in a 290mm deep cupboard
OpenTherm interface	Gives greater control of the boiler when installed with compatible OpenTherm controls
Easy-fill permanent filling link	Single spring loaded lever enables end user to top up system pressure
Compatible with Baxi uSense	Heating can be operated via a smart device
Simple hanging bracket	Easy to install giving greater flexibility of pipework connections
Pipes behind facility within the boiler casing	Save time, space and money by piping behind within the footprint of the boiler
Top central flue	Easy to replace old boiler, saving time
Compatible with Baxi IFOS (In flue outdoor sensor)	For easier compliance with Boiler Plus

Certified to work with 20% hydrogen

† Subject to registration within 30 days of installation and an annual service. Terms and conditions apply. Visit warranty.baxi.co.uk

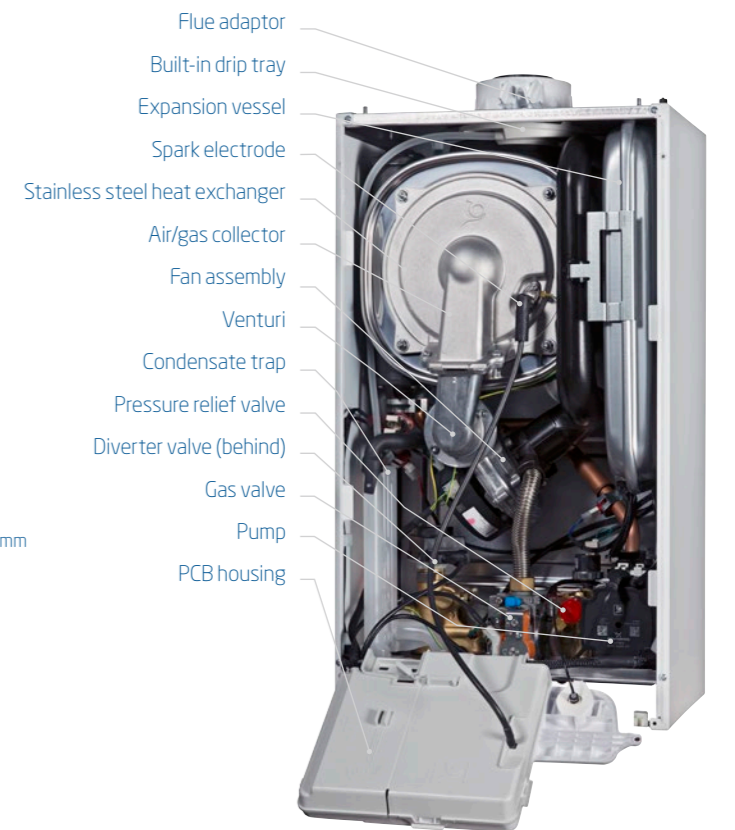
Baxi 800 Combi

	825 Combi 7732189	830 Combi 7731874	836 Combi 7731705
Gas			
Natural gas	✓	✓	✓
Propane LPG	N/A	N/A	N/A
Inlet supply pressure	mbar (nominal)	20	20
Maximum Gas Rate (G20) Qmax	m ³ /hr	2.71	3.26
Heat input CH	kW (max) Gross (QnHs)	22.9	22.9
	kW (min) Gross (QnHs)	6.9	6.9
Heat output CH (non-condensing)	kW (Max) (Pn)	20	20
	kW (Min) (Pn)	6.1	6.1
Heat output CH (condensing)	kW (Max) (Pnc)	21.2	21.2
	kW (Min) (Pnc)	6.7	6.7
Heat input domestic hot water (DHW)	kW max gross (QnHs)	28.6	34.3
Heat output domestic hot water (DHW)	kW max	25	30
Water heating efficiency class		A	A
Electrical			
Permanent live required		✓	✓
External fuse rating	Amps	3	3
Pump overrun		✓	✓
Integral 'boiler only' frost thermostat		✓	✓
Hydraulic			
Maximum DHW flow rate (Delta T @ 35°C rise)	l/min	10.2	12.2
Minimum DHW flow rate required	l/min	2	2
Minimum operating DHW pressure required	bar	0.5	0.5
Integral expansion vessel	Size (litres)	7	7
Maximum capacity of CH system	Litres	100	100
Integral automatic bypass		✓	✓
Weights			
Installer lift weight (boiler)	(kg)	29.2	29.2

What's in the box?



What's inside?



Dimensions Service clearances

A width	390mm	D side	5mm*
B height	700mm	E upper	178mm*
C depth	285mm	F lower	200mm*
		G front	5mm*†

* These are minimum recommended dimensions, greater clearance will aid installation and maintenance
† 450mm for servicing purposes



Baxi 800 System



COMPACT
CUPBOARD
FIT

BRASS
HYDRAULICS

COMPATIBLE
WITH
MEGAFLO
CYLINDERS



The Baxi 800 System has a 10 year parts and labour warranty[†] and includes a compact Adey Magnaclean Micro2 magnetic system filter to protect the boiler and heating system. The boiler is small enough to fit into a 290mm deep cupboard, has a built in pipes behind facility within the boiler casing and brass hydraulics. It is compatible with Megaflo Eco cylinders, making it the perfect choice for homes with high demand for hot water.

Feature	Benefit
Outputs 18kW and 24kW	An output and model for most sizes of property
Compact Adey Magnaclean Micro 2 magnetic system filter included	Protects the heating system and boiler
Compact cupboard fit	Can be installed in a 290mm deep cupboard
Simple hanging bracket	Easy to install giving greater flexibility of pipework connections
Pipes behind facility within the boiler casing	Save time, space and money by piping behind within the footprint of the boiler
Fully modulating and highly efficient	Boiler intelligently uses the right amount of fuel to meet the set central heating temperatures, saving money on fuel bills
Top central flue	Easier to replace old boiler, saving time
Brass hydraulics block	Trusted and robust
Front access to all components	Saves time when servicing
Compatible with Multifit flue kits	Industry leading choice of bends, lengths and accessories
Compatible with Baxi IFOS (In flue outdoor sensor)	For increased boiler efficiency

Certified to work with 20% hydrogen

[†] Subject to registration within 30 days of installation and an annual service. Terms and conditions apply. Visit warranty.baxi.co.uk

Baxi 800 System

	818 System 7728645	824 System 7728289
Sales code (boiler only)		
Gas		
Natural gas	✓	✓
Propane LPG	N/A	N/A
Inlet supply pressure	mbar (nominal)	20
Maximum Gas Rate (G20) Qmax	m ³ /hr	1.96
Heat input CH	kW (max) Gross (QnHs)	20.6
	kW (min) Gross (QnHs)	5.2
Heat output CH (non-condensing)	kW (Max) (Pn)	18
	kW (Min) (Pn)	4.5
Heat output CH (condensing)	kW (Max) (Pnc)	19.4
	kW (Min) (Pnc)	4.9
Electrical		
Permanent live required	✓	✓
External fuse rating	Amps	3
Pump overrun	✓	✓
Integral 'boiler only' frost thermostat	✓	✓
Hydraulic		
Integral expansion vessel	Size (litres)	7
Maximum capacity of CH system	Litres	100
Integral automatic bypass	N/A	N/A
Weights		
Installer Lift Weight (boiler)	(kg)	28.1

What's in the box?



What's inside?



Dimensions Service clearances

A width	390mm	D side	5mm*
B height	700mm	E upper	178mm*
C depth	285mm	F lower	200mm*
		G front	5mm*†

* These are minimum recommended dimensions, greater clearance will aid installation and maintenance
† 450mm for servicing purposes



Baxi 800 Heat



COMPACT CUPBOARD FIT

ONLY 17.4kg
(16kW & 25kW)

IN-CASE REAR FLUE OPTION



The Baxi 800 Heat has a 10 year parts and labour warranty[†] and includes a compact Adey Magnaclean Micro2 magnetic system filter to protect the boiler and heating system. With an output to suit every size of home, top or rear flue option, no need for a pump overrun or permanent live and a lift weight from just 17.4kg, this powerful boiler can be installed on open vent or sealed systems and has an optional in-case rear flue, making it the perfect choice for homes with a high demand for hot water.

Feature	Benefit
Outputs 16kW, 25kW and 30kW	To suit most property sizes
10 year parts and labour warranty [†]	For total peace of mind
Adey Micro2 compact system filter	Industry leading for total peace of mind
17.4kg installer lift weight (30kW is 19.5kg)	The lightest boiler available in the UK**
Compact cupboard fit	Can be installed in a 290mm deep cupboard
No pump overrun or permanent live required	Saves time and money during installation, and less disruption for the householder
Suitable for fully pumped open vent or sealed systems	For installation flexibility
Very quiet in operation	Minimal disturbance during use
Easy fit wall mounting bracket	Robust with a positive fix and audible lock so you know it's secure
Front and side access	Servicing is easier and quicker, and no special tools are required
Top central or optional in-case rear flue	For flexibility of siting and a neater installation

Certified to work with 20% hydrogen

[†] Subject to registration within 30 days of installation and an annual service. Terms and conditions apply. Visit warranty.baxi.co.uk
^{**} As at October 2018

Baxi 800 Heat

	816 Heat	825 Heat	830 Heat
Sales code (boiler only)	7749866	7749868	7749869
Gas			
Natural gas	✓	✓	✓
Propane LPG	N/A	N/A	N/A
Inlet supply pressure	mbar (nominal)	20	20
Maximum gas rate (G20)	Qmax m ³ /h	1.75	2.73
Heat input CH	kW (max) Gross (QnHs)	18.32	28.62
	kW (min) Gross (QnHs)	8.59	8.59
Heat output CH (non-condensing)	kW (Max) (Pn)	16	25
	kW (Min) (Pn)	7.5	7.5
Electrical			
Permanent live required		x	x
External fuse rating	Amps	3	3
Pump overrun		x	x
Weights			
Installer Lift Weight (boiler)	(kg)	17.4	17.4

What's in the box?



What's inside?



**To be replaced by flue connector if flueing from top

Dimensions Service clearances

A width	370mm	D side	5mm*
B height	625mm	E upper	190mm* (35mm if using rear flue)
C depth	270mm	F lower	120mm* (35mm in 300mm deep wall cupboard)
		G front	5mm*†

* These are minimum recommended dimensions, greater clearance will aid installation and maintenance
[†] 500mm for servicing purposes



Baxi 600 Combi



COMPACT SIZE

BRASS HYDRAULICS

PIPES BEHIND FACILITY WITHIN BOILER CASING



The Baxi 600 is small enough to fit into a 290mm deep cupboard, has a built in pipes behind facility within the boiler casing and brass hydraulics. It's compatible with the Baxi uSense smart thermostat and comes with a 7 year extended warranty†.

Feature	Benefit
Outputs 24kW, 30kW and 36kW (Natural gas and LPG)	To meet different end user hot water requirements (up to 15 litres per minute at 35°C temperature rise)
Compact cupboard fit	Can be installed in a 290mm deep cupboard
OpenTherm interface	Gives greater control of the boiler when installed with compatible OpenTherm controls
Compatible with Baxi uSense	Heating can be operated via a smart device
Easy-fill permanent filling link	Single spring loaded lever enables end user to top up system pressure
Simple hanging bracket	Easy to install giving greater flexibility of pipework connections
Fully modulating and highly efficient	Boiler intelligently uses the right amount of fuel to meet the set central heating temperatures, saving money on fuel bills
Pipes behind facility within the boiler casing	Saves time, space and money by piping behind within the footprint of the boiler
Brass hydraulics block	Trusted and robust
Top central flue	Easier to replace old boiler, saving time
Compatible with Baxi iFOS (In flue outdoor sensor)	For easier compliance with Boiler Plus

Certified to work with 20% hydrogen

† Subject to registration within 30 days of installation and an annual service. Terms and conditions apply. Visit warranty.baxi.co.uk

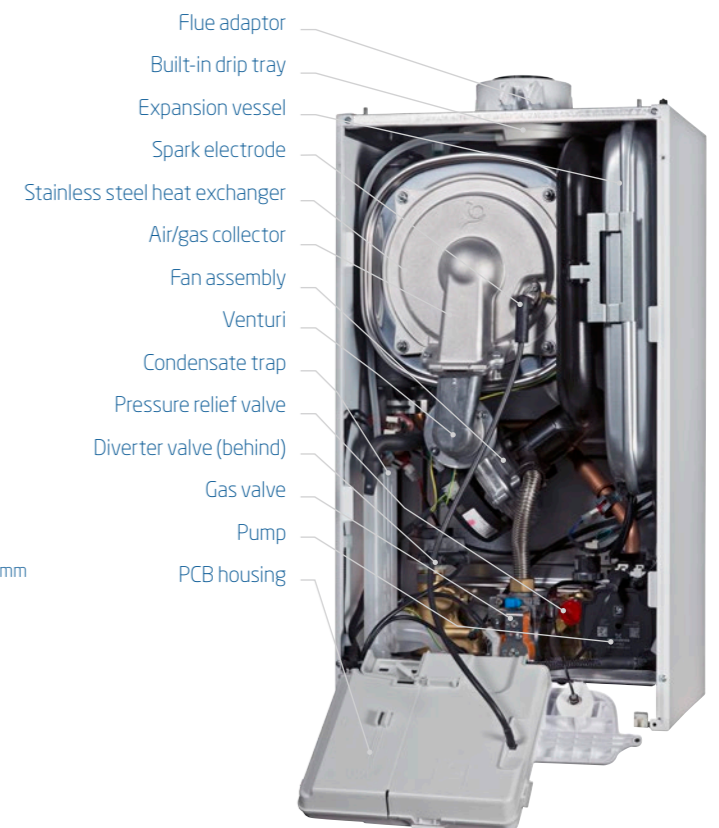
Baxi 600 Combi

	624 Combi	630 Combi	636 Combi	624 LPG Combi	630 LPG Combi	636 LPG Combi
Sales code (boiler only)	7682194	7682101	7691350	7703803	7703804	7703805
Gas						
Natural gas	✓	✓	✓	✗	✗	✗
Propane LPG	✗	✗	✗	✓	✓	✓
Inlet supply pressure	mbar (nominal) 20	20	20	37	37	37
Maximum Gas Rate (G20) Qmax	m ³ /hr 2.71	3.26	3.81	1.98	2.38	2.83
Heat input CH	kW (max) Gross (QnHs) 22.9	22.9	28.6	22.9	22.9	28.6
	kW (min) Gross (QnHs) 6.9	6.9	7.4	6.9	6.9	7.4
Heat output CH (non-condensing)	kW (Max) (Pn) 20	20	25	20	20	25
	kW (Min) (Pn) 6.1	6.1	6.7	6.1	6.2	6.7
Heat output CH (condensing)	kW (Max) (Pnc) 21.2	21.2	26.4	21.2	21.2	26.4
	kW (Min) (Pnc) 6.7	6.7	6.7	6.7	6.7	6.7
Heat input domestic hot water (DHW)	kW max gross (QnwHs) 28.6	34.3	40.8	28.6	34.3	40.8
Heat output domestic hot water (DHW)	kW max 25	30	36	25	30	36
Water heating efficiency class	A	A	A	A	A	A
Electrical						
Permanent live required	✓	✓	✓	✓	✓	✓
External fuse rating	Amps 3	3	3	3	3	3
Pump overrun	✓	✓	✓	✓	✓	✓
Integral 'boiler only' frost thermostat	✓	✓	✓	✓	✓	✓
Hydraulic						
Maximum DHW flow rate (Delta T @ 35°C rise)	l/min 10.2	12.2	15.0	10.2	12.2	15.0
Minimum DHW flow rate required	l/min 2	2	2	2	2	2
Minimum operating DHW pressure required	bar 0.5	0.5	0.5	0.5	0.5	0.5
Integral expansion vessel	Size (litres) 7	7	7	7	7	7
Maximum capacity of CH system	Litres 100	100	100	100	100	100
Integral automatic bypass	✓	✓	✓	✓	✓	✓
Weights						
Installer Lift Weight (boiler)	(kg) 29.2	29.2	30.5	29.2	29.2	30.5

What's in the box?



What's inside?



Dimensions Service clearances

A width	390mm	D side	5mm*
B height	700mm	E upper	178mm*
C depth	285mm	F lower	200mm*
		G front	5mm*†

* These are minimum recommended dimensions, greater clearance will aid installation and maintenance
† 450mm for servicing purposes



Baxi 600 System



COMPACT
CUPBOARD
FIT

BRASS
HYDRAULICS

COMPATIBLE
WITH
MEGAFLO
CYLINDERS



The Baxi 600 System has a 7 year parts and labour warranty[†] and is small enough to fit into a 290mm deep cupboard. It has a built in pipes behind facility within the boiler casing and brass hydraulics and is compatible with Megaflo Eco cylinders, making it the perfect choice for homes with high demand for hot water.

Feature	Benefit
Outputs 15kW, 18kW and 24kW	An output and model for most sizes of property
Compact cupboard fit	Can be installed in a 290mm deep cupboard
Simple hanging bracket	Easy to install giving greater flexibility of pipework connections
Pipes behind facility within the boiler casing	Save time, space and money by piping behind within the footprint of the boiler
Fully modulating and highly efficient	Boiler intelligently uses the right amount of fuel to meet the set central heating temperatures, saving money on fuel bills
Top central flue	Easier to replace old boiler, saving time
Brass hydraulics block	Trusted and robust
Front access to all components	Saves time when servicing
Compatible with Multifit flue kits	Industry leading choice of bends, lengths and accessories
Extensive flue options up to 20 metres	Allowing greater flexibility of siting and easy replacement
Compatible with Baxi IFOS (In flue outdoor sensor)	For increased boiler efficiency

Certified to work with 20% hydrogen

[†] Subject to registration within 30 days of installation and an annual service. Terms and conditions apply. Visit warranty.baxi.co.uk

Baxi 600 System

	615 System	618 System	624 System	624 LPG System
Sales code (boiler only)	7682196	7682197	7716061	7716065
Gas				
Natural gas	✓	✓	✓	✗
Propane LPG	N/A	N/A	N/A	✓
Inlet supply pressure	mbar (nominal)	20	20	37
Maximum Gas Rate (G20) Q _{max}	m ³ /hr	1.64	1.96	2.61
Heat input CH	kW (max) Gross (Q _{nHs})	17.2	20.6	27.4
	kW (min) Gross (Q _{nHs})	5.2	5.2	5.2
Heat output CH (non-condensing)	kW (Max) (Pn)	15	18	24
	kW (Min) (Pn)	4.5	4.5	4.5
Heat output CH (condensing)	kW (Max) (Pnc)	16.2	19.4	25.8
	kW (Min) (Pnc)	4.9	4.9	4.9
Electrical				
Permanent live required	✓	✓	✓	✓
External fuse rating	Amps	3	3	3
Pump overrun	✓	✓	✓	✓
Integral 'boiler only' frost thermostat	✓	✓	✓	✓
Hydraulic				
Integral expansion vessel	Size (litres)	7	7	7
Maximum capacity of CH system	Litres	100	100	100
Integral automatic bypass		N/A	N/A	N/A
Weights				
Installer Lift Weight (boiler)	(kg)	28.1	28.1	28.1

What's in the box?

Baxi 600 System boiler Wall mounting bracket




Literature and fittings pack



Copper pipe tails

- CH 22mm
- Gas 22mm
- Condense
- Safety discharge 15mm

What's inside?



Dimensions Service clearances

A width	390mm	D side	5mm*
B height	700mm	E upper	178mm*
C depth	285mm	F lower	200mm*
		G front	5mm*†

* These are minimum recommended dimensions, greater clearance will aid installation and maintenance
† 450mm for servicing purposes



Baxi 600 Heat



COMPACT
CUPBOARD
FIT

ONLY
17.4kg

IN-CASE
REAR FLUE
OPTION



With an output to suit every size of home, top or rear flue option, no need for a pump overrun or permanent live and a lift weight of just 17.4kg, this powerful boiler can be installed on open vent or sealed systems, making it the perfect choice for homes with a high demand for hot water.

Feature	Benefit
Outputs 13kW, 16kW, 19kW, 25kW and 30kW	To suit most property sizes
Only 17.4kg installer lift weight (30kW is 19.5kg)	The lightest boiler available in the UK*
Compact cupboard fit	Can be installed in a 290mm deep cupboard
No pump overrun or permanent live required	Saves time and money during installation, and less disruption for the householder
Suitable for fully pumped open vent or sealed systems	For installation flexibility
Very quiet in operation	Minimal disturbance during use
Easy fit wall mounting bracket	Robust with a positive fix and audible lock so you know it's secure
Front and side access	Servicing is easier and quicker, and no special tools are required
Central top flue or in-case rear flue option	For reduced boiler footprint and improved look
Industry leading choice of flue lengths, bends and accessories	Extensive flue option up to 12 meters for versatile siting and easy replacement
Central heating temperature control	For ease of use maximising comfort

Certified to work with 20% hydrogen

Baxi 600 Heat

	613 Heat	616 Heat	619 Heat	625 Heat	630 Heat
Sales code (boiler only)	7711998	7711999	7712020	7712022	7712023
Gas					
Natural gas	✓	✓	✓	✓	✓
Propane LPG	N/A	N/A	N/A	N/A	N/A
Inlet supply pressure	mbar (nominal)	20	20	20	20
Maximum gas rate (G20)	Qmax m ³ /h	1.42	1.75	2.07	3.27
Heat input CH	kW (max) Gross (QnHs)	14.88	18.32	21.75	34.35
	kW (min) Gross (QnHs)	8.59	8.59	8.59	8.59
Heat output CH (non-condensing)	kW (Max) (Pn)	13	16	19	25
	kW (Min) (Pn)	7.5	7.5	7.5	7.5
Electrical					
Permanent live required		x	x	x	x
External fuse rating	Amps	3	3	3	3
Pump overrun		x	x	x	x
Weights					
Installer Lift Weight (boiler)	(kg)	17.4	17.4	17.4	19.5

What's in the box?



What's inside?



Dimensions Service clearances

A width	370mm	D side	5mm*
B height	625mm	E upper	190mm* (35mm if using rear flue)
C depth	270mm	F lower	120mm* (35mm in 300mm deep wall cupboard)
		G front	5mm*†

* These are minimum recommended dimensions, greater clearance will aid installation and maintenance
† 500mm for servicing purposes

† Subject to registration within 30 days of installation and an annual service. Terms and conditions apply. Visit warranty.baxi.co.uk
* As at October 2018

Baxi 400 Combi 2



COMPACT SIZE

BRASS HYDRAULICS

LPG MODELS AVAILABLE

CONNECTABLE BOILER READY*



The Baxi 400 is a high efficiency boiler; simple to use and provides plenty of heating and hot water. The boiler has a stainless steel heat exchanger, brass hydraulics, a temporary filling link and is compatible with smart controls that are operated using a smart phone or tablet. The reliable Baxi technology is backed by a five year parts and labour warranty† for extra peace of mind.

Feature	Benefit
Outputs 24kW and 30kW	To suit most property sizes
24 and 30kW LPG models available	Suitable for off gas applications
Compact size	Can be installed in a 290mm deep cupboard
28 to 29kg lift weight	Easier to manoeuvre
Simple hanging bracket	For easy installation
Brass hydraulics	Robust for peace of mind
Temporary filling link	For CH pressure top up
Internal pressure gauge	Pressurise CH circuit before power is connected to the boiler
Optional stand off frame	Neater installations for hidden pipework
Combined PRV with separate drain	Quick boiler drain without affecting the PRV seal
Vertical packaging	Easy to transport and unpack
Compatible with OpenTherm	Improves system efficiency when fitted to OpenTherm compatible controls
Connectable boiler ready*	Will be compatible with connected services*
Compatible with Baxi IFOS (In flue outdoor sensor)	For easier compliance with Boiler Plus

† Subject to registration within 30 days of installation and an annual service. Terms and conditions apply. Visit warranty.baxi.co.uk

* Will be compatible with future connected services


Baxi 400 Combi 2

	424 Combi 2 7790614	424 Combi LPG 2 7790616	430 Combi 2 7790615	430 Combi LPG 2 7790617
Gas				
Natural gas	✓	✗	✓	✗
Propane LPG	✗	✓	✗	✓
Inlet supply pressure	mbar (nominal)	20	37	20
Maximum Gas Rate (G20) Qmax	m ³ /hr	2.61	1.92	3.17
Heat input CH	kW (max) Gross (QnHs)	22.9	22.9	22.9
	kW (min) Gross (QnHs)	5.4	5.4	6.7
Heat output CH (non-condensing)	kW (Max) (Pn)	20	20	20
	kW (Min) (Pn)	4.9	4.9	6
Heat output CH (condensing)	kW (Max) (Pnc)	21.8	21.8	21.8
	kW (Min) (Pnc)	5.2	5.2	6.3
Heat input domestic hot water (DHW)	kW max gross (Qnwhs)	24.7	24.7	30
Heat output domestic hot water (DHW)	kW max	24	24	29.1
Water heating efficiency class		A	A	A
Electrical				
Permanent live required		✓	✓	✓
External fuse rating	Amps	3	3	3
Pump overrun		✓	✓	✓
Integral 'boiler only' frost thermostat		✓	✓	✓
Hydraulic				
Maximum DHW flow rate (Delta T @ 35°C rise)	l/min	9.8	9.8	11.9
Minimum DHW flow rate required	l/min	2	2	2
Minimum operating DHW pressure required	bar	0.5	0.5	0.5
Integral expansion vessel	Size (litres)	7	7	7
Maximum capacity of CH system	Litres	120	120	120
Integral automatic bypass		✓	✓	✓
Weights				
Installer Lift Weight (boiler)	(kg)	28	28	29

What's in the box?



What's inside?



Dimensions Service clearances

A width	395mm	D side	2.5mm
B height	700mm	E upper	240mm
C depth	285mm	F lower	250mm*
		G front	5mm*†

* These are minimum recommended dimensions, greater clearance will aid installation and maintenance
† 1000mm for servicing purposes



Baxi 400 Heat



The Baxi 400 Heat is, at only 17.4kg, the lightest boiler available on the UK market.** It has a central top flue and in-case rear flue option and does not need a pump overrun or permanent live, making it suitable as a replacement for old boilers. Small enough to fit into a cupboard, the Baxi 400 Heat has a contemporary style that will also fit with any modern interior.

Feature	Benefit
Outputs 15kW, 18kW and 24kW	To suit most property sizes
Only 17.4kg installer lift weight	The lightest boiler available in the UK*
Compact cupboard fit	Can be installed discreetly
Easy fit wall mounting bracket	Robust with a positive fix and audible lock so you know it's secure
One metre lead included	Easy to install and you don't need access to the control box
Top or in-case rear flue	For ease of installation
Simple fixing of rear flue	For easy and fail-safe flue fixing
No pump overrun or permanent live required	Saves time and money during installation, and less disruption for the householder
Front and side access	Servicing is easier and quicker, and no special tools are required
Wide choice of flue lengths, bends and accessories	For versatile siting

Certified to work with 20% hydrogen

Baxi 400 Heat

	415 Heat	418 Heat	424 Heat
Sales code (boiler only)	7668933	7668934	7668935
Gas			
Natural gas	✓	✓	✓
Propane LPG	N/A	N/A	N/A
Inlet supply pressure	mbar (nominal)	20	20
Maximum gas rate (G20)	Qmax m ³ /h	1.75	2.07
Heat input CH	kW (max) Gross (QnHs)	18.32	21.75
	kW (min) Gross (QnHs)	8.59	8.59
Heat output CH (non-condensing)	kW (Max) (Pn)	16	19
	kW (Min) (Pn)	7.5	7.5
Electrical			
Permanent live required		x	x
External fuse rating	Amps	3	3
Pump overrun		x	x
Weights			
Installer Lift Weight (boiler)	(kg)	17.4	17.4

What's in the box?



What's inside?



**To be replaced by flue connector if flueing from top

Dimensions Service clearances

A width	370mm	D side	5mm*
B height	625mm	E upper	190mm* (35mm if using rear flue)
C depth	270mm	F lower	120mm* (35mm in 300mm deep wall cupboard)
		G front	5mm*†

* These are minimum recommended dimensions, greater clearance will aid installation and maintenance
† 500mm for servicing purposes

† Subject to registration within 30 days of installation and an annual service. Terms and conditions apply. Visit warranty.baxi.co.uk
* As at October 2018



Baxi 200 Combi 2



COMPACT SIZE

LPG MODEL AVAILABLE

OPTIONAL STAND OFF FRAME

CONNECTABLE BOILER READY*




The Baxi 200 is a high efficiency boiler; simple to use and provides plenty of heating and hot water. The boiler has a stainless steel heat exchanger and is compatible with smart controls that are operated using a smart phone or tablet. The reliable Baxi technology is backed by a 2 year parts and labour warranty† for peace of mind.

Feature	Benefit
Outputs: 24kW and 28kW	To suit most property sizes
24kW LPG model available	Suitable for off gas applications
Compact size	Can be installed in a 290mm deep cupboard
26.5 to 27.5kg lift weight	Easier to manoeuvre
Simple hanging bracket	For easy installation
Internal pressure gauge	Pressurise CH circuit before power is connected to the boiler
Optional stand off frame	Neater installations for hidden pipework
Combined PRV with separate drain	Quick boiler drain without affecting the PRV seal
Vertical packaging	Easy to transport and unpack
Compatible with OpenTherm	Feature compatibility guaranteed when fitted with Certified OpenTherm controls
Connectable boiler ready	Will be compatible with future connected services
Compatible with Baxi IFOS (In flue outdoor sensor)	For easier compliance with Boiler Plus
Industry leading choice of flue lengths, bends and accessories	For versatile siting and easy replacement


Baxi 200 Combi 2

	224 Combi 2 7790612	224 Combi LPG 2 7804263	228 Combi 2 7790613
Sales code (boiler only)	7790612	7804263	7790613
Gas			
Natural gas	✓	✗	✓
Propane LPG	✗	✓	✗
Inlet supply pressure	mbar (nominal)	20	37
Maximum Gas Rate (G20) Qmax	m ³ /hr	2.61	1.92
Heat input CH	kW (max) Gross (QnHs)	20.6	20.6
	kW (min) Gross (QnHs)	4.9	4.9
Heat output CH (non-condensing)	kW (Max) (Pn)	20	20
	kW (Min) (Pn)	4.8	4.8
Heat output CH (condensing)	kW (Max) (Pnc)	21.8	21.8
	kW (Min) (Pnc)	5.2	5.2
Heat input domestic hot water (DHW)	kW max gross (QnWHs)	24.7	24.7
Heat output domestic hot water (DHW)	kW max	24	24
Water heating efficiency class	A	A	A
Electrical			
Permanent live required	✓	✓	✓
External fuse rating	Amps	3	3
Pump overrun	✓	✓	✓
Integral 'boiler only' frost thermostat	✓	✓	✓
Hydraulic			
Maximum DHW flow rate (Delta T @ 35°C rise)	l/min	9.8	9.8
Minimum DHW flow rate required	l/min	2	2
Minimum operating DHW pressure required	bar	0.5	0.5
Integral expansion vessel	Size (litres)	7	7
Maximum capacity of CH system	Litres	120	120
Integral automatic bypass	✓	✓	✓
Weights			
Installer Lift Weight (boiler)	(kg)	26.5	26.5

What's in the box?



What's inside?



Dimensions Service clearances

A width	395mm	D side	2.5mm
B height	700mm	E upper	240mm
C depth	285mm	F lower	250mm
		G front	5mm*†

* These are minimum recommended dimensions, greater clearances will aid installation and maintenance
† 1000mm for servicing purposes

† Subject to registration within 30 days of installation and an annual service. Terms and conditions apply. Visit warranty.baxi.co.uk



Flue solutions

Multifit flue kits now come with positive screw fixings for all connections and are available in a choice of lengths, to reduce onsite cutting. We offer a choice of colours for the terminals, to match existing rainwater systems and our flues are UV stable. For more information see our flue guide.

	Flue type	Group A (60/100mm)	Group G (80/125mm)
Maximum permissible equivalent flue lengths for Baxi combi, system boilers are:	Horizontal concentric Vertical concentric	10m 10m	20m 20m
Maximum permissible equivalent flue lengths for Baxi heat only boilers are:	Horizontal concentric Vertical concentric	6m 6m	12m 12m
Where inline bends are required in a flue system, the overall length must be reduced by the following amounts:	Concentric pipes	135° bend 93° bend	0.5m 1m

Horizontal concentric flues Ø 60/100mm

Multifit Flue Group A

Item	Description (multifit) flue system	Colour	Specification	Key and OD dimensions	Sales code
1	Horizontal telescopic flue inc. low profile elbow and fixing screws	White pipe/white terminal	315mm - 500mm	60/100mm	720599401
2	Horizontal telescopic flue inc. low profile elbow and fixing screws	White pipe/black terminal	315mm - 500mm	60/100mm	720598701
3	Horizontal telescopic flue inc. low profile elbow and fixing screws	White pipe/brown terminal	315mm - 500mm	60/100mm	720642701
4	Standard horizontal flue inc. low profile elbow and fixing screws*	White pipe/black terminal	685mm	100mm	7222019
4b	1.8m high rise horizontal terminal 60/100	White pipe/black terminal	1800mm	60/100mm	7778067
5	Telescopic rear flue (in case)	White pipe/black terminal	220mm - 345mm	60/100mm	7210434
6	Flue terminal deflector	White		60mm	720644201
7	Flue terminal deflector	Black		60mm	5111068
8	Flue terminal deflector	Brown		60mm	720644301
9	1m flue extension inc. fixing screws	White	1000mm	100mm	720648801
9b	2m high rise extension inc. fixing screws	White	2000mm	60/100mm	7778230
10	0.5m flue extension inc. fixing screws	White	500mm	100mm	720643001
11	0.25m flue extension inc. fixing screws	White	250mm	100mm	720643101
12	93° flue bend inc. fixing screws	White	93°	100mm	720648401
13	135° flue bend inc. fixing screws	White	135°	100mm	720648501
14	135° flue bend inc. fixing screws (pair)	White	135°	100mm	720647901
15	Offset adaptor elbow	White		100mm	720635501
16	Stainless steel terminal guard - Ø 60/100	S/S	Stainless steel	100mm	720627901

Plume displacement kits Ø 60/100mm

Multifit Flue Group A

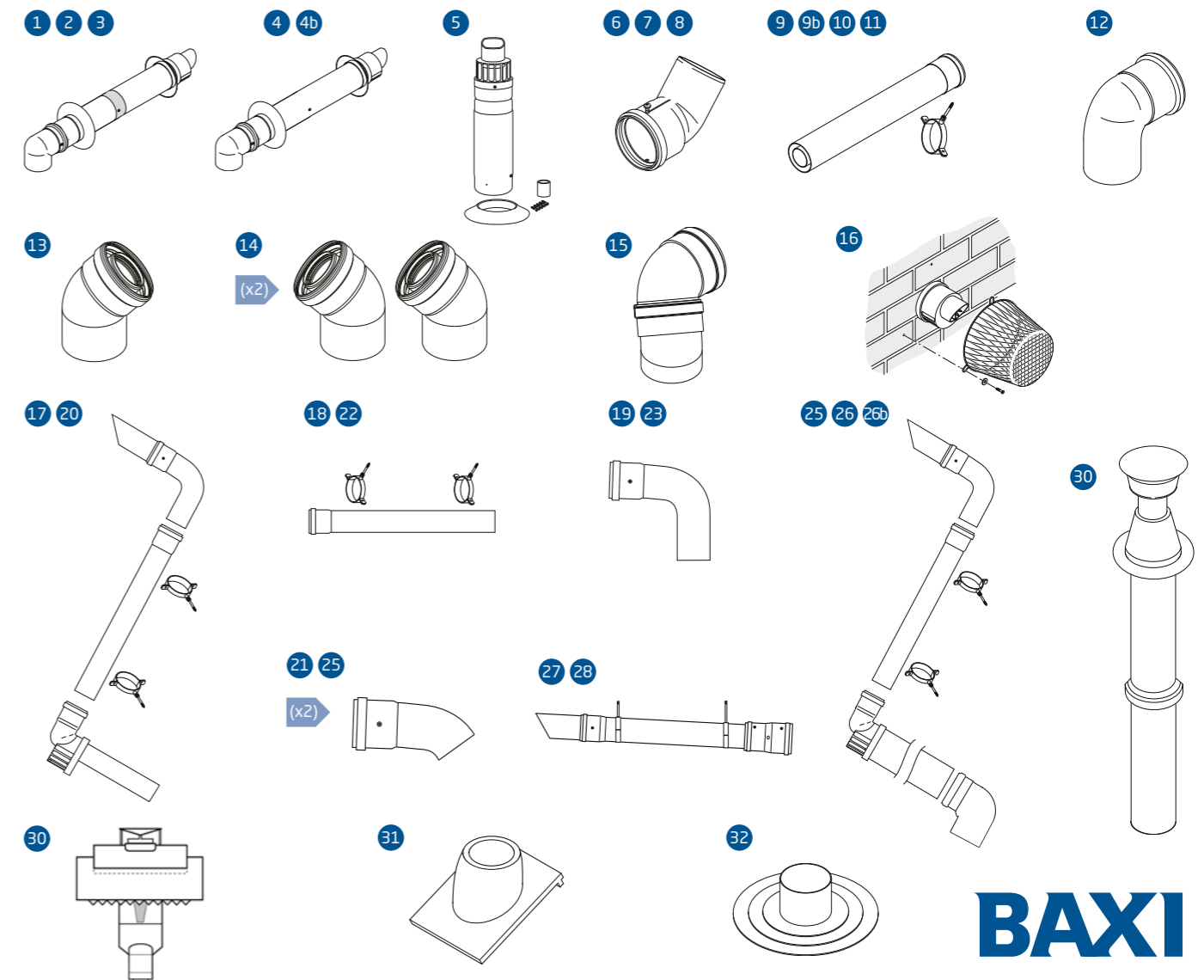
Item	Description (multifit) flue system	Colour	Specification	Key and OD dimensions	Sales code
17	Plume displacement terminal kit for telescopic flue inc. 1m extension and brackets	White		60mm	720627001
18	Plume displacement kit extension and brackets	White	1000mm	60mm	720643401
19	Plume displacement kit bend	White	93°	60mm	5121369
20	Plume displacement kit bend - pair	White	135°	60mm	5121370
21	Plume displacement terminal kit for telescopic flue inc. 1m extension and brackets	Black		60mm	720622901
22	Plume displacement kit extension and brackets	Black	1000mm	60mm	720643301
23	Plume displacement kit bend	Black	93°	60mm	720648701
24	Plume displacement kit bend - pair	Black	135°	60mm	720648601
25	Plume displacement terminal kit inc. 1m extension and brackets	White		60mm	7225717
26	Plume displacement terminal kit inc. 1m extension and brackets	Black		60mm	7225716
26b	high rise plume displacement kit (PDK)	Black		60/100mm	7778272

* Not compatible with items 16 and 20

Vertical concentric flues Ø 60/100mm

Multifit Flue Group A

Item	Description (multifit) flue system	Colour	Specification	Key and OD dimensions	Sales code
27	Under balcony eaves flue kit	White	135°	60mm	7211039
28	Under balcony eaves flue kit	Black	135°	60mm	7211041
29	Vertical flue terminal	Black		100mm	5118576
30	Vertical ridge flue terminal	Brown		100mm	720647101
31	Roof cover plate			125mm	246143
9	1m flue extension inc. fixing screws	White	1000mm	100mm	720648801
10	0.5m flue extension inc. fixing screws	White	500mm	100mm	720643001
11	0.25m flue extension inc. fixing screws	White	250mm	100mm	720643101
12	93° flue bend inc. fixing screws	White	93°	100mm	720648401
13	135° flue bend inc. fixing screws	White	135°	100mm	720648501
14	135° flue bend (pair) inc. fixing screws	White	135°	100mm	720647901
31	Pitched roof flashing		25°/50°	125mm	5122151
32	Flat roof flashing			125mm	246144



Flue solutions

Horizontal concentric flues Ø 80/125mm

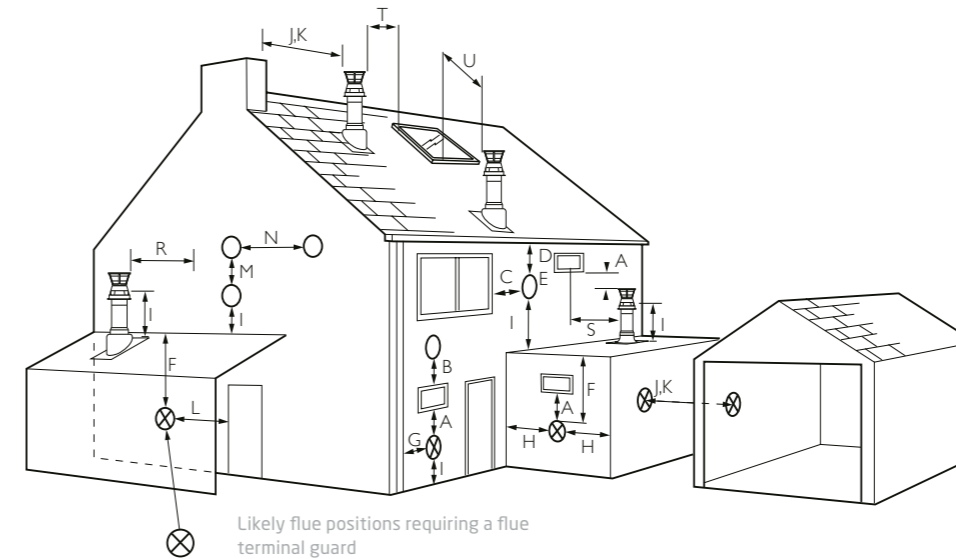
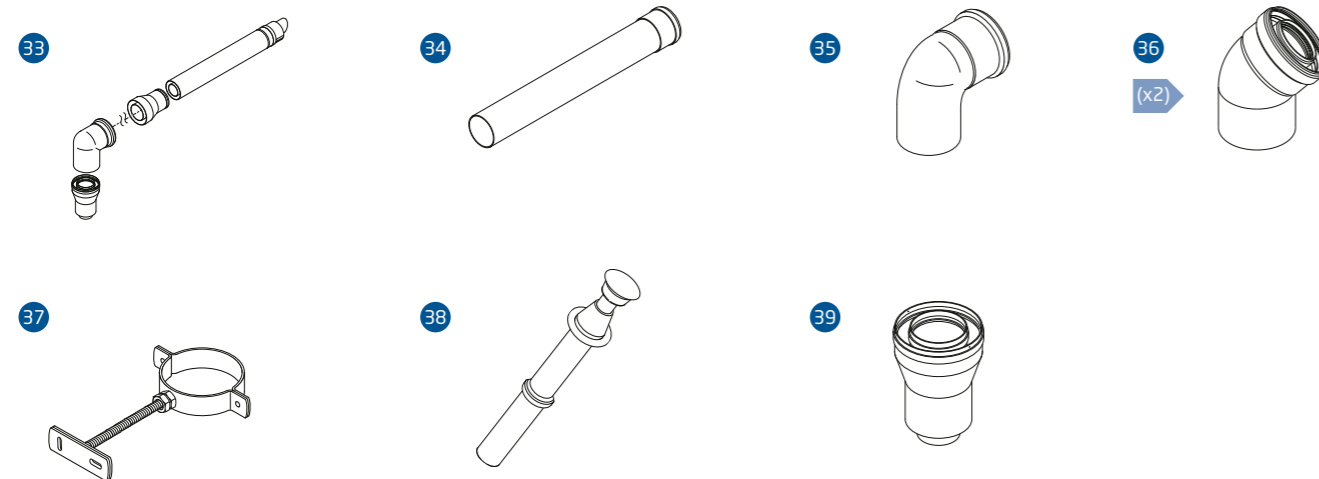
Multifit Flue Group G

Item	Description (multifit) flue system	Colour	Specification	Key and OD dimensions	Sales code
33	Horizontal flue inc. boiler and terminal adaptors	Black		125mm	5118580
34	1m flue extension	White	1000mm	125mm	5118584
35	Flue bend	White	91.5°	125mm	5118588
36	Flue bend (pair)	White	135°	125mm	5118597
37	Pipe support bracket	White	125mm flue pipes	125mm	5118610

Vertical concentric flues Ø 80/125mm

Multifit Flue Group G

Item	Description (multifit) flue system	Colour	Specification	Key and OD dimensions	Sales code
38	Vertical flue terminal	Black		125mm	5111078
34	1m flue extension	White	1000mm	125mm	5118584
35	Flue bend	White	91.5°	125mm	5118588
36	Flue bend (pair)	White	135°	125mm	5118597
39	Flue vertical adaptor	White		100/125mm	5111070
31	Pitched roof flashing		25°/55°	125mm	5122151
32	Flat roof flashing			125mm	246144
37	Pipe support brackets	White	125mm flue pipes	125mm	5118610



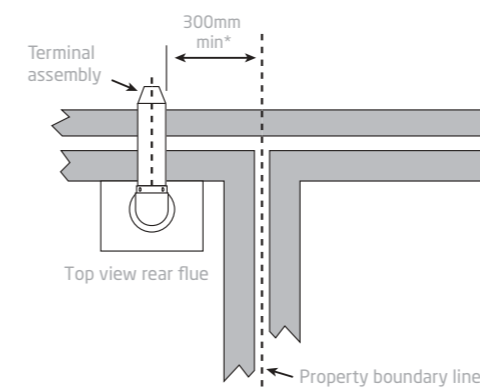
Terminal position with minimum distance (mm)

A ¹	Directly below an opening, air brick, opening windows etc	300
B ²	Above an opening, air brick, opening window etc	300
C ¹	Horizontally to an opening, air brick, opening window etc	300
D ²	Below gutters, soil pipes or drain pipes	25
E ²	Below eaves	25
F ²	Below balconies or car port roof	25
G ²	From a vertical drain pipe or soil pipe	25
H ²	From an internal or external corner	25
I	Above ground, roof or balcony level	300
J	From a surface or boundary line facing a terminal	600
K	From a terminal facing a terminal (Horizontal flue)	1200
K	From a terminal facing a terminal (Vertical flue)	600

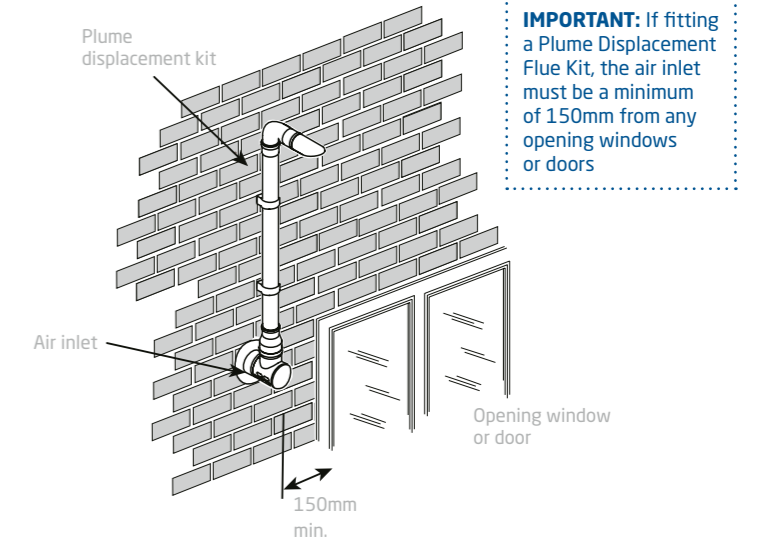
Terminal position with minimum distance (mm)

L	From an opening in a carport (e.g. door, window) into the dwelling	1200
M	Vertically from a terminal on the same wall	1500
N	Horizontally from a terminal on the same wall	300
R	From adjacent wall to flue (vertical only)	300
S	From an adjacent opening window (vertical only)	1000
T	Adjacent to windows or openings on pitched and flat roofs	600
U	Below windows or openings on pitched roofs	2000

- In addition, the terminal should be no nearer than 150mm to an opening in the building fabric formed for the purpose of accommodating a built-in element such as a window frame.
- Only ONE 25mm clearance is allowed per installation. If one of the dimensions D, E, F, G or H is 25mm then the remainder MUST be as B.S.5440-1.





























NOTE: The distance from a fanned draught appliance terminal installed parallel to a boundary may not be less than 300mm in accordance with the diagram.



All descriptions and illustrations provided in this document have been carefully prepared but we reserve the right to make changes and improvements in our products which may affect the accuracy of the information contained in this leaflet. All goods are sold subject to our standard Conditions of Sale which are available on request.

Optional controls, accessories and compatibility

Product	Sales code
 Baxi single channel wired programmable room thermostat	7212438
 Surface Mount 24 hour timer	720971401
 Baxi uSense Smart Room Thermostat 	7649277
 Potterton EP Series 1	7211472
 Baxi single channel wired programmer	7212444
 2 channel wired programmer kit	7212443
 Potterton EP Series 2	7211473
 Baxi wireless 7 day programmable room stat	720030501
 Baxi room thermostat	720971601
 Multifit GasSaver 2 Flue Gas Heat Recovery (FGHR) 	7712941
 Stand Off Kit - Baxi 200 - 400 Combi 2	7813585
 Stand-off frame Platinum, Duo-tec, Megaflo	5117035
 Multifit pre-plumb jig	7682545
 Multifit rear pipework	7682790
 Temporary filling loop kit	248221
 Baxi Easy-fill permanent filling link	7665482
 Rigid filling link (not compatible with Baxi 200 Combi 2 or 400 Combi 2)	7689034
 Multifit external boiler discharge pump (PRV and condensate)	720648301
 Remote secondary PRV kit	5121379
 Multifit IFOS Combi 	7724181
 Multifit IFOS System 	7729979
 Multifit IFOS Ridge Tile 	7729943
 Multifit IFOS Extension	7724260



Multifit IFOS (Combi)
Horizontal and vertical flue terminal sensor clips
SALES CODE 7724181



Multifit IFOS (System)
Ridge tile terminal pre-installed with IFOS
SALES CODE 7729979



Multifit Ridge Tile IFOS
Ridge tile terminal pre-installed with IFOS
SALES CODE 7729943



Multifit IFOS Extension
Extends length of IFOS kits by up to 5 metres
SALES CODE 7724260

Compatibility										
Platinum+ Combi	Platinum+ System	800 Combi	800 System	800 Heat	600 Combi	600 System	600 Heat	400 Combi 2	400 Heat	200 Combi 2
		•			•			•		•
•		•			•			•		•
•		•			•			•		•
•		•			•			•		•
•		•		•	•		•	•	•	•
	•		•	•		•	•		•	
	•		•	•		•	•		•	
•		•			•			•		•
•	•	•	•	•	•	•	•	•	•	•
		•	•		•	•				
								•		•
•	•									
included as standard	included as standard	•			•					
		•			•					
•	•	•	•	•	•	•	•	•	•	•
included as standard		included as standard			included as standard			•		•
•		•			•					
•	•	•	•	•	•	•	•	•	•	•
•	•	•	•		•	•		•		•
•		•			•			•		•
•		•	•		•	•		•		•
•		•	•		•	•		•		•

Baxi installers can get hands on with free product training

Baxi offer practical hands on training to installers at one of our national, market leading training centres nationwide.

Practical, hands-on training

Baxi has built a reputation as one of Europe's most trusted boiler manufacturers by consistently setting and raising standards. We are always searching for new and better ways to service and support installers. That's why our training is very practical and hands-on. Every course in this guide is designed to help you improve your skills, so you can work confidently and efficiently.

Delivered by experts

Our trainers are accredited, former heating engineers with over 300 years combined experience, they have experience of the challenges faced day-in, day-out.

Local training centres across the UK

Wherever you are, you don't have to travel far to improve your skills.

CIPHE

Our flagship training centres in Warwick, Dartford and Warrington have been awarded CIPHE Approved Training Centre (ATC) status, the first boiler manufacturer to receive this status.

Tailored to your needs

Our courses are flexible to fit in with your requirements and schedule.

To find out more or book onto an upcoming training course, please contact your local Baxi Area Sales Manager.

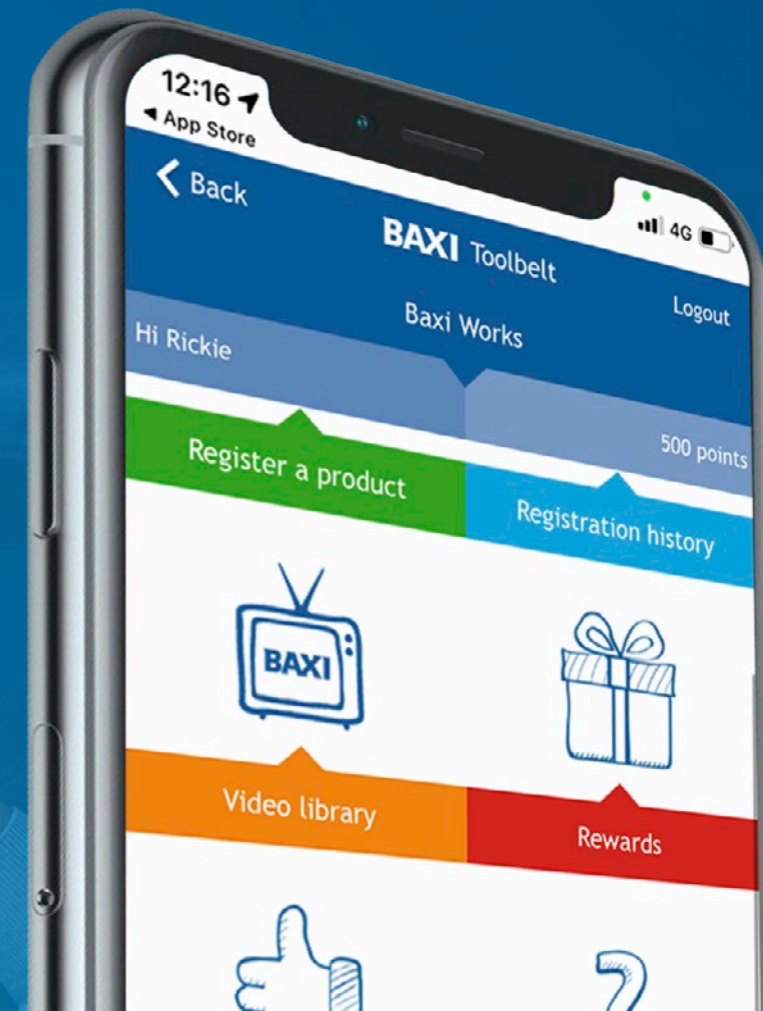


How we make it easy
Local training centres means less travelling for you



A loyalty scheme to prioritise, support and reward you for choosing Baxi.

To find out more or to join today visit baxiworks.co.uk



Prioritising you

- Same or next day engineer call out from Baxi Customer Support*
- Priority 30 second phone line for service call out
- Priority access to our technical helpline
- Access exclusive technical information
- Become a Baxi Approved Installer and enjoy even more benefits*

Supporting you

- Free Gas Safe notification and easy warranty registration
- QR and barcode scanner for even quicker boiler registrations
- Free annual service reminders sent to your customers on your behalf
- Free listing on baxi.co.uk to receive homeowner leads*

Rewarding you

- Earn points for every boiler you register
- Spend your points in the Baxi Works rewards catalogue
- Rewards include gadgets, vouchers, tools, workwear and much more
- Receive exclusive offers and discounts with industry organisations

* Full Baxi Works terms and conditions apply.



Download the Baxi Toolbelt App

Registering boilers on Baxi Works is even easier using the free Toolbelt App. Simply scan the QR code or the barcode and register the boiler for warranty and Gas Safe while you're on site!

The App includes:

- Access to Baxi Works
- Book a repair functionality
- QR code and barcode scanner for even quicker boiler registrations
- Access to the rewards catalogue
- Error codes for all of our current Baxi products
- How - to videos
- A gas flow rate calculator
- A simple single drop gas pipe sizing calculator



How we can help



Baxi Customer Support

- Team of experts with products at hand to support installation, service and repair
- Further technical support and how-to videos available at [baxi.co.uk](https://www.baxi.co.uk)

Call us on **0344 871 1525**



Baxi Genuine Parts

- Approved parts for Baxi products
- Guaranteed quality, safety and reliability
- Nationwide network of approved stockists
- Lifetime support for Baxi products
- Range of heating essentials available

Call our knowledgeable and helpful team on **0344 871 1540** or visit [baxi.co.uk/baxi-genuine-parts.htm](https://www.baxi.co.uk/baxi-genuine-parts.htm) to identify parts and find your nearest stockist



Training

- Practical, hands on training
- Free of charge product training
- A range of specialist courses
- Expert trainers, all accredited, former heating engineers
- Training centres across the UK

Visit [baxi.co.uk/training](https://www.baxi.co.uk/training) or call **0344 335 4207**



Baxi Works

Sign up to **Baxi Works**, Baxi's online loyalty scheme for installers. Benefits include:

- Same or next day engineer call out from Baxi Customer Support*
- Free Gas Safe notification and easy warranty registration
- Scan your QR and barcode using the Baxi Toolbelt App
- Free annual service reminders sent to your customers on your behalf
- Free listing on [baxi.co.uk](https://www.baxi.co.uk) to receive homeowner leads
- Earn points for every boiler you register.

Visit [baxiworks.co.uk](https://www.baxiworks.co.uk) to find out more



Area sales managers

Our UK wide network of dedicated Baxi Area Sales Managers are always on hand to help you with any queries about our products, training and services. Find your local representative at [baxi.co.uk](https://www.baxi.co.uk)



Literature

You can order all the literature you need for you and your customers, including:

- Range guides
- Product brochures for consumers
- Installation instructions
- User guides
- Instructions for discontinued products

Call the Baxi literature hotline on **0344 871 1525** or contact your local Baxi Area Sales Manager.

All our literature can be downloaded from our website [baxi.co.uk](https://www.baxi.co.uk)

* Full Baxi Works terms and conditions apply.



0344 871 1525

Opening hours

Monday - Friday, 8am - 6pm

Weekends and Bank Holidays, 8.30am - 2pm

We are open 365 days a year.

Please note calls may be monitored or recorded.



baxi.co.uk



info@baxi.co.uk



Baxi

Brooks House

Coventry Road

Warwick CV34 4LL



This brochure is printed on paper sourced from well managed forests and other controlled sources. This brochure is printed using vegetable based inks. Please recycle this brochure when you have finished with it.

Baxi policy is one of continual improvement and development. The right to change specification and appearance without prior notice is reserved. The reproduction of colours is as accurate as photographic and printing processes allow. The consumer's statutory rights are not affected. E&OE

BaxiRangeGuide/May22

BAXI