

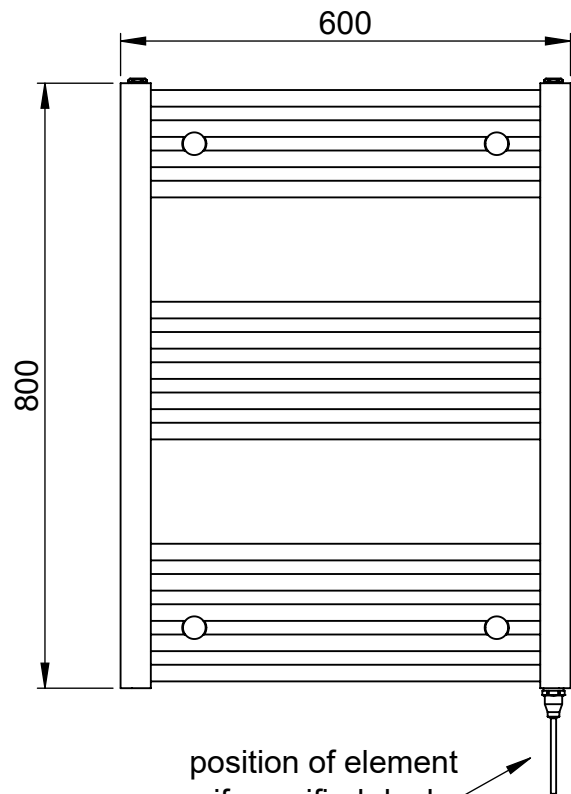
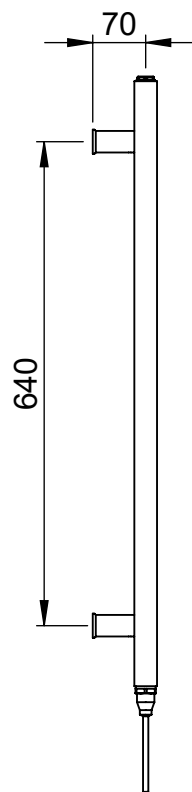
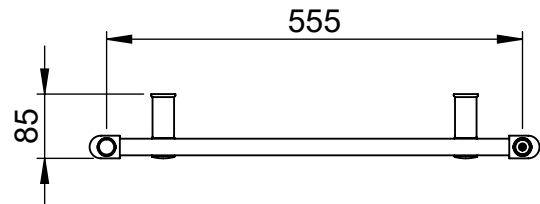
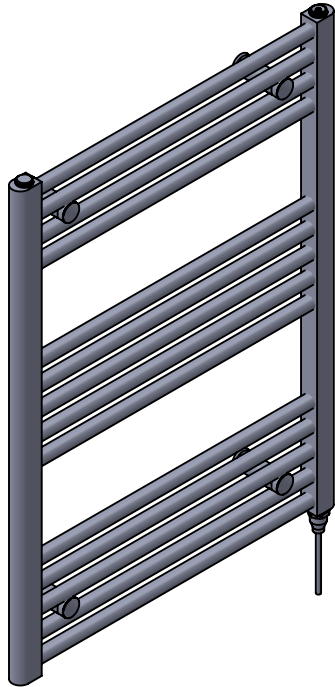
Axis MD062 800x600

Height: 800
Width: 600
Depth: 85
Weight HO: kg
EO: kg

Tube ϕ : 22 + 30x40 D Section
Pipe Centres: 555
Elec. element if specified: 150
Output @ 50°C Δ T Watts: 295
BTUs: 1005

All dimensions in millimetres

Manufactured from Mild Steel



position of element
if specified dual
energy*/ electric

*Dual energy models require a conversion-tee, consult relevant drawing for details.

Vogue UK Ltd. reserve the right to alter specifications without prior notice.
ALL MEASUREMENTS ARE NOMINAL DIMENSIONS ONLY, AND ARE NOT BINDING.



SCALE 1:10



VOGUE UK
TOWEL WARMERS & RADIATORS

Strawberry Lane, Willenhall
West Midlands WV13 3RS
Tel: 01902 387000 Fax: 01902 387001
e-mail:sales@vogueuk.co.uk www.vogueuk.co.uk