

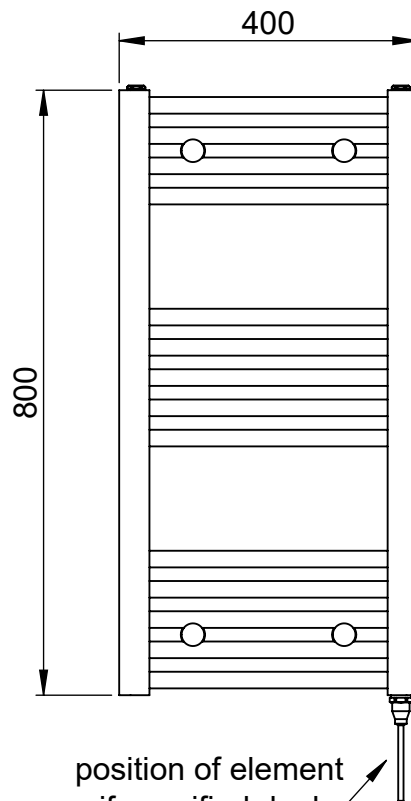
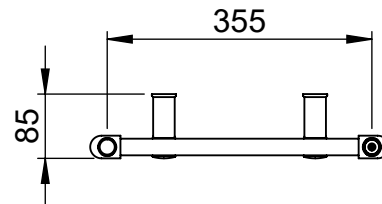
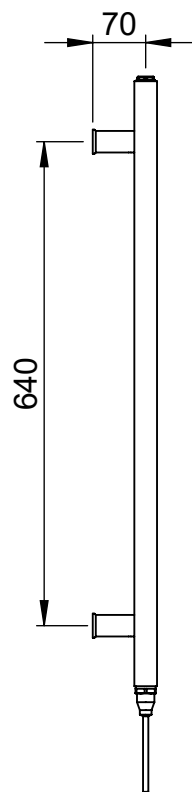
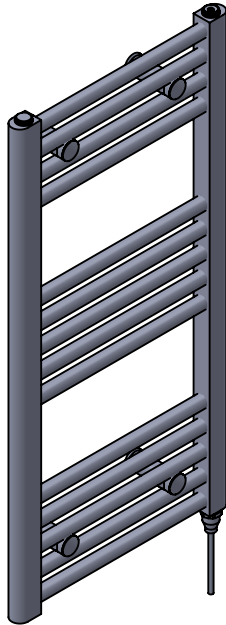
# Axis MD062 800x400

Height: 800  
Width: 400  
Depth: 85  
Weight HO: kg  
EO: kg

Tube  $\phi$  : 22 + 30x40 D Section  
Pipe Centres: 355  
Elec. element if specified: 100  
Output @ 50° C  $\Delta$  T Watts: 209  
BTUs: 711

All dimensions in millimetres

Manufactured from Mild Steel



position of element  
if specified dual  
energy\*/ electric

\*Dual energy models require a conversion-tee, consult relevant drawing for details.

Vogue UK Ltd. reserve the right to alter specifications without prior notice.  
ALL MEASUREMENTS ARE NOMINAL DIMENSIONS ONLY, AND ARE NOT BINDING.



SCALE 1:10



**VOGUE UK**  
TOWEL WARMERS & RADIATORS

Strawberry Lane, Willenhall  
West Midlands WV13 3RS  
Tel: 01902 387000 Fax: 01902 387001  
e-mail:sales@vogueuk.co.uk www.vogueuk.co.uk